

Fund NO.	Description	Prior Year Allocation	Prior Year Factor	Adjusted Prior Year Allocation	Adjusted Prior Year Factor	Annual Tax Increment	Current Year Allocation
2002	UNI SCH GEN FILLMORE	3,071,370.43	.3267846571	3,071,370.43	.3267846571	137,929.31	3,209,299.74
2015	VTA COM COLLEGE GEN	511,754.67	.0544491716	511,754.67	.0544491716	22,981.91	534,736.58
2019	VTA COLLEGE CHILD CTR	2,645.82	.0002815079	2,645.82	.0002815079	118.82	2,764.64
4001	COUNTY GENERAL FUND	2,666,900.85	.3145071825	2,666,900.85	.3145071825	132,747.24	2,799,648.09
4002	ERAF 92-93 SHIFT	127,642.40		127,642.40			127,642.40
4004	ERAF 93-94 SHIFT	326,460.56		326,460.56			326,460.56
4005	VENTURA CO OFFICE EDUC	226,126.88	.0240592276	226,126.88	.0240592276	10,154.92	236,281.80
4401	* VENTURA CO LIBRARY	153,456.24	.0163265097	153,456.24	.0163265097	6,891.10	160,347.34
6100	* VCWPD ADMIN	23,908.23	.0025436660	23,908.23	.0025436660	1,073.63	24,981.86
6120	* VCWPD ZONE 2	237,630.44	.0252819618	237,630.44	.0252819618	10,671.01	248,301.45
7120	FILLMORE-PIRU MEMORIAL	74,100.61	.0078836736	74,100.61	.0078836736	3,327.54	77,428.15
7155	BARSDALE CEMETERY	27,447.46	.0029196144	27,447.46	.0029196144	1,232.31	28,679.77
7770	UNITED WTR CONS DIST	64,260.48	.0068361611	64,260.48	.0068361611	2,885.41	67,145.89
8010	CITY FILLMORE	1,885,052.29	.2181266667	1,885,052.29	.2181266667	92,066.93	1,977,119.22
TRA 01001	Totals:	9,398,757.36	1.0000000000	9,398,757.36	1.0000000000	422,080.13	9,820,837.49

*** Gross Assessed Valuation Information(Assessed valuations Minus Local Exemptions) ***

	Prior Year A/V	Transfers	Current Year AVI	A/V
Secured	917,746,259			958,525,829
Unsecured	25,442,816			26,871,259
State Assessed				
	943,189,075		42,208,013	985,397,088

Fund NO.	Description	Prior Year Allocation	Prior Year Factor	Adjusted Prior Year Allocation	Adjusted Prior Year Factor	Annual Tax Increment	Current Year Allocation
2002	UNI SCH GEN FILLMORE	189,460.06	.3400712356	189,460.06	.3400712356	7,478.35	196,938.41
2015	VTA COM COLLEGE GEN	31,567.53	.0566621017	31,567.53	.0566621017	1,246.03	32,813.56
2019	VTA COLLEGE CHILD CTR	163.05	.0002926392	163.05	.0002926392	6.44	169.49
4001	COUNTY GENERAL FUND	101,426.75	.1820559938	101,426.75	.1820559938	4,003.50	105,430.25
4002	ERAF 92-93 SHIFT	26,465.70	.0475046096	26,465.70	.0475046096	1,044.65	27,510.35
4004	ERAF 93-94 SHIFT	65,515.09	.1175962516	65,515.09	.1175962516	2,586.01	68,101.10
4005	VENTURA CO OFFICE EDUC	13,945.51	.0250314897	13,945.51	.0250314897	550.46	14,495.97
4401	* VENTURA CO LIBRARY	9,051.13	.0162463482	9,051.13	.0162463482	357.27	9,408.40
6100	* VCWPD ADMIN	1,422.39	.0025531051	1,422.39	.0025531051	56.14	1,478.53
6120	* VCWPD ZONE 2	14,019.96	.0251650960	14,019.96	.0251650960	553.39	14,573.35
7120	FILLMORE-PIRU MEMORIAL	4,351.24	.0078102756	4,351.24	.0078102756	171.75	4,522.99
7155	BARSDALE CEMETERY	1,550.96	.0027838938	1,550.96	.0027838938	61.22	1,612.18
7770	UNITED WTR CONS DIST	3,420.58	.0061397677	3,420.58	.0061397677	135.02	3,555.60
8010	CITY FILLMORE	94,758.75	.1700871924	94,758.75	.1700871924	3,740.31	98,499.06
TRA 01002	Totals:	557,118.70	1.0000000000	557,118.70	1.0000000000	21,990.54	579,109.24

*** Gross Assessed Valuation Information(Assessed valuations Minus Local Exemptions) ***

	Prior Year A/V	Transfers	Current Year AVI	A/V
Secured	55,516,035			57,705,889
Unsecured	121,700			130,900
State Assessed				
	55,637,735		2,199,054	57,836,789

Fund NO.	Description	Prior Year Allocation	Prior Year Factor	Adjusted Prior Year Allocation	Adjusted Prior Year Factor	Annual Tax Increment	Current Year Allocation
2002	UNI SCH GEN FILLMORE	67,809.38	.3398601349	67,809.38	.3398601349	471.04	68,280.42
2015	VTA COM COLLEGE GEN	11,298.40	.0566274863	11,298.40	.0566274863	78.48	11,376.88
2019	VTA COLLEGE CHILD CTR	57.77	.0002894039	57.77	.0002894039	.40	58.17
4001	COUNTY GENERAL FUND	37,017.98	.1855334428	37,017.98	.1855334428	257.16	37,275.14
4002	ERAF 92-93 SHIFT	8,656.23	.0433849811	8,656.23	.0433849811	60.13	8,716.36
4004	ERAF 93-94 SHIFT	19,993.27	.1002060913	19,993.27	.1002060913	138.88	20,132.15
4005	VENTURA CO OFFICE EDUC	4,985.03	.0249848942	4,985.03	.0249848942	34.63	5,019.66
4401	* VENTURA CO LIBRARY	3,240.11	.0162394542	3,240.11	.0162394542	22.51	3,262.62
6100	* VCWPD ADMIN	509.50	.0025536028	509.50	.0025536028	3.54	513.04
6120	* VCWPD ZONE 2	5,017.27	.0251466227	5,017.27	.0251466227	34.85	5,052.12
7120	FILLMORE-PIRU MEMORIAL	1,559.33	.0078154074	1,559.33	.0078154074	10.83	1,570.16
7155	BARSDALE CEMETERY	560.06	.0028070775	560.06	.0028070775	3.89	563.95
7770	UNITED WTR CONS DIST	1,281.29	.0064218594	1,281.29	.0064218594	8.90	1,290.19
8010	CITY FILLMORE	37,535.86	.1881295415	37,535.86	.1881295415	260.74	37,796.60
TRA 01003	Totals:	199,521.48	1.0000000000	199,521.48	1.0000000000	1,385.98	200,907.46

*** Gross Assessed Valuation Information(Assessed valuations Minus Local Exemptions) ***

	Prior Year A/V	Transfers	Current Year AVI	A/V
Secured	18,881,453			19,077,051
Unsecured	1,116,100			1,059,100
State Assessed				
	19,997,553		138,598	20,136,151

Fund NO.	Description	Prior Year Allocation	Prior Year Factor	Adjusted Prior Year Allocation	Adjusted Prior Year Factor	Annual Tax Increment	Current Year Allocation
2002	UNI SCH GEN FILLMORE	11,042.56	.3397334487	11,042.56	.3397334487	171.20	11,213.76
2015	VTA COM COLLEGE GEN	1,839.66	.0565981655	1,839.66	.0565981655	28.52	1,868.18
2019	VTA COLLEGE CHILD CTR	9.28	.0002849716	9.28	.0002849716	.14	9.42
4001	COUNTY GENERAL FUND	5,944.57	.1828896211	5,944.57	.1828896211	92.18	6,036.75
4002	ERAF 92-93 SHIFT	1,469.82	.0452198746	1,469.82	.0452198746	22.79	1,492.61
4004	ERAF 93-94 SHIFT	3,904.34	.1201205723	3,904.34	.1201205723	60.53	3,964.87
4005	VENTURA CO OFFICE EDUC	805.77	.0247899046	805.77	.0247899046	12.49	818.26
4401	* VENTURA CO LIBRARY	527.87	.0162398804	527.87	.0162398804	8.18	536.05
6100	* VCWPD ADMIN	83.02	.0025542387	83.02	.0025542387	1.29	84.31
6120	* VCWPD ZONE 2	817.89	.0251633006	817.89	.0251633006	12.68	830.57
7120	FILLMORE-PIRU MEMORIAL	253.65	.0078041076	253.65	.0078041076	3.93	257.58
7155	BARSDALE CEMETERY	93.77	.0028851735	93.77	.0028851735	1.45	95.22
7770	UNITED WTR CONS DIST	197.89	.0060885872	197.89	.0060885872	3.07	200.96
8010	CITY FILLMORE	5,513.54	.1696281536	5,513.54	.1696281536	85.48	5,599.02
TRA 01004	Totals:	32,503.63	1.0000000000	32,503.63	1.0000000000	503.93	33,007.56

*** Gross Assessed Valuation Information(Assessed valuations Minus Local Exemptions) ***

	Prior Year A/V	Transfers	Current Year AVI	A/V
Secured	3,258,454			3,308,847
Unsecured				
State Assessed				
	3,258,454		50,393	3,308,847

Fund NO.	Description	Prior Year Allocation	Prior Year Factor	Adjusted Prior Year Allocation	Adjusted Prior Year Factor	Annual Tax Increment	Current Year Allocation
2002	UNI SCH GEN FILLMORE	572,850.88	.3280891973	572,850.88	.3280891973	156,755.14	729,606.02
2015	VTA COM COLLEGE GEN	95,448.90	.0546664987	95,448.90	.0546664987	26,118.67	121,567.57
2019	VTA COLLEGE CHILD CTR	493.37	.0002825682	493.37	.0002825682	135.01	628.38
4001	COUNTY GENERAL FUND	349,824.81	.2003553202	349,824.81	.2003553202	95,726.18	445,550.99
4002	ERAF 92-93 SHIFT	85,281.80	.0488434965	85,281.80	.0488434965	23,336.55	108,618.35
4004	ERAF 93-94 SHIFT	218,081.67	.1249020378	218,081.67	.1249020378	59,675.96	277,757.63
4005	VENTURA CO OFFICE EDUC	42,175.02	.0241549252	42,175.02	.0241549252	11,540.79	53,715.81
4401	* VENTURA CO LIBRARY	27,372.65	.0156771540	27,372.65	.0156771540	7,490.26	34,862.91
6100	* VCWPD ADMIN	4,302.19	.0024639957	4,302.19	.0024639957	1,177.25	5,479.44
6120	* VCWPD ZONE 2	42,395.31	.0242810879	42,395.31	.0242810879	11,601.07	53,996.38
7120	FILLMORE-PIRU MEMORIAL	13,163.32	.0075390362	13,163.32	.0075390362	3,602.02	16,765.34
7155	BARSDALE CEMETERY	4,679.89	.0026803235	4,679.89	.0026803235	1,280.61	5,960.50
7770	UNITED WTR CONS DIST	10,457.23	.0059891868	10,457.23	.0059891868	2,861.53	13,318.76
8010	CITY FILLMORE	279,494.75	.1600751720	279,494.75	.1600751720	76,481.05	355,975.80
TRA 01005	Totals:	1,746,021.79	1.0000000000	1,746,021.79	1.0000000000	477,782.09	2,223,803.88

*** Gross Assessed Valuation Information(Assessed valuations Minus Local Exemptions) ***

	Prior Year A/V	Transfers	Current Year AVI	A/V
Secured	173,649,219			221,341,428
Unsecured	113,900			199,900
State Assessed				
	173,763,119		47,778,209	221,541,328

Fund NO.	Description	Prior Year Allocation	Prior Year Factor	Adjusted Prior Year Allocation	Adjusted Prior Year Factor	Annual Tax Increment	Current Year Allocation
2002	UNI SCH GEN FILLMORE	24,616.48	.3400422803	24,616.48	.3400422803	498.17	25,114.65
2015	VTA COM COLLEGE GEN	4,100.44	.0566416828	4,100.44	.0566416828	82.98	4,183.42
2019	VTA COLLEGE CHILD CTR	20.22	.0002795394	20.22	.0002795394	.41	20.63
4001	COUNTY GENERAL FUND	13,166.85	.1818528685	13,166.85	.1818528685	266.42	13,433.27
4002	ERAF 92-93 SHIFT	3,592.38	.0481879761	3,592.38	.0481879761	70.60	3,662.98
4004	ERAF 93-94 SHIFT	8,705.80	.1205586973	8,705.80	.1205586973	176.62	8,882.42
4005	VENTURA CO OFFICE EDUC	1,808.61	.0249830293	1,808.61	.0249830293	36.60	1,845.21
4401	* VENTURA CO LIBRARY	1,176.19	.0162463063	1,176.19	.0162463063	23.80	1,199.99
6100	* VCWPD ADMIN	184.71	.0025512779	184.71	.0025512779	3.74	188.45
6120	* VCWPD ZONE 2	1,820.95	.0251541470	1,820.95	.0251541470	36.85	1,857.80
7120	FILLMORE-PIRU MEMORIAL	564.45	.0077961691	564.45	.0077961691	11.42	575.87
7155	BARSDALE CEMETERY	196.55	.0027723234	196.55	.0027723234	4.06	200.61
7770	UNITED WTR CONS DIST	442.27	.0060939186	442.27	.0060939186	8.93	451.20
8010	CITY FILLMORE	11,996.52	.1668397840	11,996.52	.1668397840	244.43	12,240.95
TRA 01006	Totals:	72,392.42	1.0000000000	72,392.42	1.0000000000	1,465.03	73,857.45

*** Gross Assessed Valuation Information(Assessed valuations Minus Local Exemptions) ***

	Prior Year A/V	Transfers	Current Year AVI	A/V
Secured	7,206,973			7,353,476
Unsecured				
State Assessed				
	7,206,973		146,503	7,353,476

Fund NO.	Description	Prior Year Allocation	Prior Year Factor	Adjusted Prior Year Allocation	Adjusted Prior Year Factor	Annual Tax Increment	Current Year Allocation
2002	UNI SCH GEN FILLMORE		.3400385730		.3400385730		
2015	VTA COM COLLEGE GEN		.0566596620		.0566596620		
2019	VTA COLLEGE CHILD CTR		.0002964960		.0002964960		
4001	COUNTY GENERAL FUND		.1815567568		.1815567568		
4002	ERAF 92-93 SHIFT		.0481764012		.0481764012		
4004	ERAF 93-94 SHIFT		.1204956960		.1204956960		
4005	VENTURA CO OFFICE EDUC		.0250208690		.0250208690		
4401	* VENTURA CO LIBRARY		.0162439900		.0162439900		
6100	* VCWPD ADMIN		.0025504470		.0025504470		
6120	* VCWPD ZONE 2		.0251676790		.0251676790		
7120	FILLMORE-PIRU MEMORIAL		.0078010300		.0078010300		
7155	BARSDALE CEMETERY		.0027836150		.0027836150		
7770	UNITED WTR CONS DIST		.0060940150		.0060940150		
8010	CITY FILLMORE		.1671147700		.1671147700		
TRA 01007	Totals:		1.0000000000		1.0000000000		

Fund NO.	Description	Prior Year Allocation	Prior Year Factor	Adjusted Prior Year Allocation	Adjusted Prior Year Factor	Annual Tax Increment	Current Year Allocation
2002	UNI SCH GEN FILLMORE	90,971.70	.3400404388	90,971.70	.3400404388	5,934.72	96,906.42
2015	VTA COM COLLEGE GEN	15,157.42	.0566564693	15,157.42	.0566564693	988.82	16,146.24
2019	VTA COLLEGE CHILD CTR	78.14	.0002920195	78.14	.0002920195	5.10	83.24
4001	COUNTY GENERAL FUND	44,273.64	.1654902035	44,273.64	.1654902035	2,888.28	47,161.92
4002	ERAF 92-93 SHIFT	12,688.12	.0474771585	12,688.12	.0474771585	828.62	13,516.74
4004	ERAF 93-94 SHIFT	31,623.77	.1181947573	31,623.77	.1181947573	2,062.85	33,686.62
4005	VENTURA CO OFFICE EDUC	6,695.87	.0250282326	6,695.87	.0250282326	436.82	7,132.69
4401	* VENTURA CO LIBRARY	4,346.10	.0162452612	4,346.10	.0162452612	283.53	4,629.63
6100	* VCWPD ADMIN	682.52	.0025511966	682.52	.0025511966	44.53	727.05
6120	* VCWPD ZONE 2	6,732.39	.0251647960	6,732.39	.0251647960	439.20	7,171.59
7120	FILLMORE-PIRU MEMORIAL	2,088.52	.0078066748	2,088.52	.0078066748	136.25	2,224.77
7155	BARSDALE CEMETERY	744.11	.0027795635	744.11	.0027795635	48.51	792.62
7770	UNITED WTR CONS DIST	1,622.02	.0060634861	1,622.02	.0060634861	105.83	1,727.85
8010	CITY FILLMORE	49,827.65	.1862097423	49,827.65	.1862097423	3,249.91	53,077.56
TRA 01008	Totals:	267,531.97	1.0000000000	267,531.97	1.0000000000	17,452.97	284,984.94

*** Gross Assessed Valuation Information(Assessed valuations Minus Local Exemptions) ***

	Prior Year A/V	Transfers	Current Year AVI	A/V
Secured	26,618,392			28,273,689
Unsecured	74,900			164,900
State Assessed				
	26,693,292		1,745,297	28,438,589

Fund NO.	Description	Prior Year Allocation	Prior Year Factor	Adjusted Prior Year Allocation	Adjusted Prior Year Factor	Annual Tax Increment	Current Year Allocation
2002	UNI SCH GEN FILLMORE	63,969.25	.3400375322	63,969.25	.3400375322	2,085.86	66,055.11
2015	VTA COM COLLEGE GEN	10,657.96	.0566538252	10,657.96	.0566538252	347.53	11,005.49
2019	VTA COLLEGE CHILD CTR	53.55	.0002845635	53.55	.0002845635	1.75	55.30
4001	COUNTY GENERAL FUND	33,880.56	.1800722944	33,880.56	.1800722944	1,104.59	34,985.15
4002	ERAF 92-93 SHIFT	9,078.60	.0481121351	9,078.60	.0481121351	295.13	9,373.73
4004	ERAF 93-94 SHIFT	22,625.17	.1202945660	22,625.17	.1202945660	737.91	23,363.08
4005	VENTURA CO OFFICE EDUC	4,702.78	.0249982750	4,702.78	.0249982750	153.34	4,856.12
4401	* VENTURA CO LIBRARY	3,056.34	.0162463101	3,056.34	.0162463101	99.66	3,156.00
6100	* VCWPD ADMIN	478.92	.0025459620	478.92	.0025459620	15.62	494.54
6120	* VCWPD ZONE 2	4,733.21	.0251601992	4,733.21	.0251601992	154.34	4,887.55
7120	FILLMORE-PIRU MEMORIAL	1,468.90	.0078081206	1,468.90	.0078081206	47.90	1,516.80
7155	BARSDALE CEMETERY	521.74	.0027791530	521.74	.0027791530	17.05	538.79
7770	UNITED WTR CONS DIST	1,145.77	.0060889037	1,145.77	.0060889037	37.35	1,183.12
8010	CITY FILLMORE	31,751.42	.1689181600	31,751.42	.1689181600	1,036.18	32,787.60
TRA 01009	Totals:	188,124.17	1.0000000000	188,124.17	1.0000000000	6,134.21	194,258.38

*** Gross Assessed Valuation Information(Assessed valuations Minus Local Exemptions) ***

	Prior Year A/V	Transfers	Current Year AVI	A/V
Secured	18,758,445			19,371,866
Unsecured	17,400			17,400
State Assessed				
	18,775,845		613,421	19,389,266

Fund NO.	Description	Prior Year Allocation	Prior Year Factor	Adjusted Prior Year Allocation	Adjusted Prior Year Factor	Annual Tax Increment	Current Year Allocation
2002	UNI SCH GEN FILLMORE	122,500.22	.3400336116	122,500.22	.3400336116	5,981.63	128,481.85
2015	VTA COM COLLEGE GEN	20,408.79	.0566502137	20,408.79	.0566502137	996.55	21,405.34
2019	VTA COLLEGE CHILD CTR	104.92	.0002911246	104.92	.0002911246	5.12	110.04
4001	COUNTY GENERAL FUND	65,428.78	.1816164949	65,428.78	.1816164949	3,194.89	68,623.67
4002	ERAF 92-93 SHIFT	17,346.41	.0481700065	17,346.41	.0481700065	847.37	18,193.78
4004	ERAF 93-94 SHIFT	43,420.75	.1205221597	43,420.75	.1205221597	2,120.14	45,540.89
4005	VENTURA CO OFFICE EDUC	9,000.74	.0249840642	9,000.74	.0249840642	439.50	9,440.24
4401	* VENTURA CO LIBRARY	5,852.71	.0162457954	5,852.71	.0162457954	285.78	6,138.49
6100	* VCWPD ADMIN	917.45	.0025466049	917.45	.0025466049	44.80	962.25
6120	* VCWPD ZONE 2	9,064.62	.0251614130	9,064.62	.0251614130	442.62	9,507.24
7120	FILLMORE-PIRU MEMORIAL	2,811.74	.0078047625	2,811.74	.0078047625	137.30	2,949.04
7155	BARSDALE CEMETERY	999.34	.0027731936	999.34	.0027731936	48.78	1,048.12
7770	UNITED WTR CONS DIST	2,193.85	.0060898511	2,193.85	.0060898511	107.13	2,300.98
8010	CITY FILLMORE	60,208.88	.1671107043	60,208.88	.1671107043	2,939.69	63,148.57
TRA 01010	Totals:	360,259.20	1.0000000000	360,259.20	1.0000000000	17,591.30	377,850.50

*** Gross Assessed Valuation Information(Assessed valuations Minus Local Exemptions) ***

	Prior Year A/V	Transfers	Current Year AVI	A/V
Secured	36,032,568			37,779,498
Unsecured				12,200
State Assessed				
	36,032,568		1,759,130	37,791,698

Fund NO.	Description	Prior Year Allocation	Prior Year Factor	Adjusted Prior Year Allocation	Adjusted Prior Year Factor	Annual Tax Increment	Current Year Allocation
2002	UNI SCH GEN FILLMORE	94,765.54	.3399997093	94,765.54	.3399997093	6,833.76	101,599.30
2015	VTA COM COLLEGE GEN	15,775.54	.0565994409	15,775.54	.0565994409	1,137.61	16,913.15
2019	VTA COLLEGE CHILD CTR	55.65	.0001995940	55.65	.0001995940	4.01	59.66
4001	COUNTY GENERAL FUND	50,770.01	.1821498294	50,770.01	.1821498294	3,661.10	54,431.11
4002	ERAF 92-93 SHIFT	13,467.60	.0481730318	13,467.60	.0481730318	968.24	14,435.84
4004	ERAF 93-94 SHIFT	33,656.12	.1207819120	33,656.12	.1207819120	2,427.63	36,083.75
4005	VENTURA CO OFFICE EDUC	6,827.73	.0244965623	6,827.73	.0244965623	492.36	7,320.09
4401	* VENTURA CO LIBRARY	4,508.46	.0161752499	4,508.46	.0161752499	325.11	4,833.57
6100	* VCWPD ADMIN	694.33	.0024910916	694.33	.0024910916	50.07	744.40
6120	* VCWPD ZONE 2	7,011.89	.0251572872	7,011.89	.0251572872	505.64	7,517.53
7120	FILLMORE-PIRU MEMORIAL	2,159.98	.0077495623	2,159.98	.0077495623	155.76	2,315.74
7155	BARSDALE CEMETERY	765.00	.0027504221	765.00	.0027504221	55.28	820.28
7770	UNITED WTR CONS DIST	1,693.29	.0060736782	1,693.29	.0060736782	122.08	1,815.37
8010	CITY FILLMORE	46,571.28	.1672026290	46,571.28	.1672026290	3,360.66	49,931.94
TRA 01011	Totals:	278,722.42	1.0000000000	278,722.42	1.0000000000	20,099.31	298,821.73

*** Gross Assessed Valuation Information(Assessed valuations Minus Local Exemptions) ***

	Prior Year A/V	Transfers	Current Year AVI	A/V
Secured	27,459,584			29,520,905
Unsecured	403,460			352,070
State Assessed				
	27,863,044		2,009,931	29,872,975

Fund NO.	Description	Prior Year Allocation	Prior Year Factor	Adjusted Prior Year Allocation	Adjusted Prior Year Factor	Annual Tax Increment	Current Year Allocation
2002	UNI SCH GEN FILLMORE		.3400718424		.3400718424		
2015	VTA COM COLLEGE GEN		.0566634907		.0566634907		
2019	VTA COLLEGE CHILD CTR		.0002935024		.0002935024		
4001	COUNTY GENERAL FUND		.1815119269		.1815119269		
4002	ERAF 92-93 SHIFT		.0481761101		.0481761101		
4004	ERAF 93-94 SHIFT		.1204806131		.1204806131		
4005	VENTURA CO OFFICE EDUC		.0250369719		.0250369719		
4401	* VENTURA CO LIBRARY		.0162455379		.0162455379		
6100	* VCWPD ADMIN		.0025546045		.0025546045		
6120	* VCWPD ZONE 2		.0251652343		.0251652343		
7120	FILLMORE-PIRU MEMORIAL		.0078087102		.0078087102		
7155	BARSDALE CEMETERY		.0027796289		.0027796289		
7770	UNITED WTR CONS DIST		.0060931826		.0060931826		
8010	CITY FILLMORE		.1671186441		.1671186441		
TRA 01012	Totals:		1.0000000000		1.0000000000		

Fund NO.	Description	Prior Year Allocation	Prior Year Factor	Adjusted Prior Year Allocation	Adjusted Prior Year Factor	Annual Tax Increment	Current Year Allocation
2002	UNI SCH GEN FILLMORE	42,492.46	.3400714084	42,492.46	.3400714084	2,255.01	44,747.47
2015	VTA COM COLLEGE GEN	7,080.11	.0566628099	7,080.11	.0566628099	375.73	7,455.84
2019	VTA COLLEGE CHILD CTR	36.67	.0002932617	36.67	.0002932617	1.94	38.61
4001	COUNTY GENERAL FUND	22,682.81	.1815340677	22,682.81	.1815340677	1,203.76	23,886.57
4002	ERAF 92-93 SHIFT	6,019.97	.0481783262	6,019.97	.0481783262	319.47	6,339.44
4004	ERAF 93-94 SHIFT	15,054.41	.1204819091	15,054.41	.1204819091	798.91	15,853.32
4005	VENTURA CO OFFICE EDUC	3,128.37	.0250365755	3,128.37	.0250365755	166.02	3,294.39
4401	* VENTURA CO LIBRARY	2,029.97	.0162460964	2,029.97	.0162460964	107.73	2,137.70
6100	* VCWPD ADMIN	319.12	.0025538475	319.12	.0025538475	16.93	336.05
6120	* VCWPD ZONE 2	3,144.52	.0251656619	3,144.52	.0251656619	166.87	3,311.39
7120	FILLMORE-PIRU MEMORIAL	975.71	.0078084407	975.71	.0078084407	51.78	1,027.49
7155	BARSDALE CEMETERY	347.40	.0027803668	347.40	.0027803668	18.44	365.84
7770	UNITED WTR CONS DIST	761.35	.0060929617	761.35	.0060929617	40.40	801.75
8010	CITY FILLMORE	20,878.70	.1670942665	20,878.70	.1670942665	1,108.00	21,986.70
TRA 01013	Totals:	124,951.57	1.0000000000	124,951.57	1.0000000000	6,630.99	131,582.56

*** Gross Assessed Valuation Information(Assessed valuations Minus Local Exemptions) ***

	Prior Year A/V	Transfers	Current Year AVI	A/V
Secured	12,493,967			13,157,066
Unsecured				
State Assessed				
	12,493,967		663,099	13,157,066

Fund NO.	Description	Prior Year Allocation	Prior Year Factor	Adjusted Prior Year Allocation	Adjusted Prior Year Factor	Annual Tax Increment	Current Year Allocation
2002	UNI SCH GEN FILLMORE	103,535.57	.3400695331	103,535.57	.3400695331	20,050.55	123,586.12
2015	VTA COM COLLEGE GEN	17,250.90	.0566617206	17,250.90	.0566617206	3,340.78	20,591.68
2019	VTA COLLEGE CHILD CTR	89.29	.0002933158	89.29	.0002933158	17.29	106.58
4001	COUNTY GENERAL FUND	55,266.41	.1815260756	55,266.41	.1815260756	10,702.81	65,969.22
4002	ERAF 92-93 SHIFT	17,778.90	.0583959426	17,778.90	.0583959426	3,443.03	21,221.93
4004	ERAF 93-94 SHIFT	30,030.17	.0986360813	30,030.17	.0986360813	5,815.60	35,845.77
4005	VENTURA CO OFFICE EDUC	7,622.12	.0250353704	7,622.12	.0250353704	1,476.09	9,098.21
4401	* VENTURA CO LIBRARY	4,948.34	.0162531488	4,948.34	.0162531488	958.29	5,906.63
6100	* VCWPD ADMIN	777.46	.0025535733	777.46	.0025535733	150.56	928.02
6120	* VCWPD ZONE 2	7,661.52	.0251647745	7,661.52	.0251647745	1,483.72	9,145.24
7120	FILLMORE-PIRU MEMORIAL	2,382.22	.0078246316	2,382.22	.0078246316	461.34	2,843.56
7155	BARSDALE CEMETERY	847.05	.0027821871	847.05	.0027821871	164.04	1,011.09
7770	UNITED WTR CONS DIST	1,952.82	.0064141275	1,952.82	.0064141275	378.18	2,331.00
8010	CITY FILLMORE	54,311.43	.1783895178	54,311.43	.1783895178	10,517.87	64,829.30
TRA 01014	Totals:	304,454.20	1.0000000000	304,454.20	1.0000000000	58,960.15	363,414.35

*** Gross Assessed Valuation Information(Assessed valuations Minus Local Exemptions) ***

	Prior Year A/V	Transfers	Current Year AVI	A/V
Secured	30,420,930			36,316,945
Unsecured				
State Assessed				
	30,420,930		5,896,015	36,316,945

Fund NO.	Description	Prior Year Allocation	Prior Year Factor	Adjusted Prior Year Allocation	Adjusted Prior Year Factor	Annual Tax Increment	Current Year Allocation
2002	UNI SCH GEN FILLMORE	4,319.29	.3400715737	4,319.29	.3400715737	44.06	4,363.35
2015	VTA COM COLLEGE GEN	719.68	.0566624754	719.68	.0566624754	7.34	727.02
2019	VTA COLLEGE CHILD CTR	3.74	.0002933875	3.74	.0002933875	.04	3.78
4001	COUNTY GENERAL FUND	2,305.59	.1815273285	2,305.59	.1815273285	23.53	2,329.12
4002	ERAF 92-93 SHIFT	741.73	.0583997238	741.73	.0583997238	7.57	749.30
4004	ERAF 93-94 SHIFT	1,252.81	.0986362317	1,252.81	.0986362317	12.78	1,265.59
4005	VENTURA CO OFFICE EDUC	317.98	.0250346584	317.98	.0250346584	3.24	321.22
4401	* VENTURA CO LIBRARY	206.41	.0162523777	206.41	.0162523777	2.11	208.52
6100	* VCWPD ADMIN	32.42	.0025534384	32.42	.0025534384	.33	32.75
6120	* VCWPD ZONE 2	319.65	.0251668440	319.65	.0251668440	3.26	322.91
7120	FILLMORE-PIRU MEMORIAL	99.37	.0078247413	99.37	.0078247413	1.01	100.38
7155	BARSDALE CEMETERY	35.29	.0027791211	35.29	.0027791211	.36	35.65
7770	UNITED WTR CONS DIST	81.46	.0064126124	81.46	.0064126124	.83	82.29
8010	CITY FILLMORE	2,265.68	.1783854861	2,265.68	.1783854861	23.11	2,288.79
TRA 01015	Totals:	12,701.10	1.0000000000	12,701.10	1.0000000000	129.57	12,830.67

*** Gross Assessed Valuation Information(Assessed valuations Minus Local Exemptions) ***

	Prior Year A/V	Transfers	Current Year AVI	A/V
Secured	1,250,912			1,263,869
Unsecured				
State Assessed				
	1,250,912		12,957	1,263,869

Fund NO.	Description	Prior Year Allocation	Prior Year Factor	Adjusted Prior Year Allocation	Adjusted Prior Year Factor	Annual Tax Increment	Current Year Allocation
2002	UNI SCH GEN FILLMORE	191,421.83	.3270906030	191,421.83	.3270906030	7,467.64	198,889.47
2015	VTA COM COLLEGE GEN	31,894.84	.0545000635	31,894.84	.0545000635	1,244.26	33,139.10
2019	VTA COLLEGE CHILD CTR	164.86	.0002816890	164.86	.0002816890	6.43	171.29
4001	COUNTY GENERAL FUND	117,988.56	.2016120323	117,988.56	.2016120323	4,602.90	122,591.46
4002	ERAF 92-93 SHIFT	28,782.73	.0491822650	28,782.73	.0491822650	1,122.86	29,905.59
4004	ERAF 93-94 SHIFT	74,342.03	.1270313984	74,342.03	.1270313984	2,900.19	77,242.22
4005	VENTURA CO OFFICE EDUC	14,093.12	.0240815067	14,093.12	.0240815067	549.79	14,642.91
4401	* VENTURA CO LIBRARY	9,146.59	.0156292036	9,146.59	.0156292036	356.82	9,503.41
6100	* VCWPD ADMIN	1,437.59	.0024565005	1,437.59	.0024565005	56.08	1,493.67
6120	* VCWPD ZONE 2	14,166.74	.0242073369	14,166.74	.0242073369	552.67	14,719.41
7120	FILLMORE-PIRU MEMORIAL	4,398.11	.0075152449	4,398.11	.0075152449	171.58	4,569.69
7155	BARSDALE CEMETERY	1,565.02	.0026742311	1,565.02	.0026742311	61.05	1,626.07
7770	UNITED WTR CONS DIST	3,483.39	.0059522111	3,483.39	.0059522111	135.89	3,619.28
8010	CITY FILLMORE	92,340.22	.1577857140	92,340.22	.1577857140	3,602.33	95,942.55
TRA 01016	Totals:	585,225.63	1.0000000000	585,225.63	1.0000000000	22,830.49	608,056.12

*** Gross Assessed Valuation Information(Assessed valuations Minus Local Exemptions) ***

	Prior Year A/V	Transfers	Current Year AVI	A/V
Secured	57,758,259			60,034,866
Unsecured	472,818			479,260
State Assessed				
	58,231,077		2,283,049	60,514,126

Fund NO.	Description	Prior Year Allocation	Prior Year Factor	Adjusted Prior Year Allocation	Adjusted Prior Year Factor	Annual Tax Increment	Current Year Allocation
2002	UNI SCH GEN FILLMORE		.3399997090		.3399997090		
2015	VTA COM COLLEGE GEN		.0565994400		.0565994400		
2019	VTA COLLEGE CHILD CTR		.0001995940		.0001995940		
4001	COUNTY GENERAL FUND		.1821498340		.1821498340		
4002	ERAF 92-93 SHIFT		.0481730310		.0481730310		
4004	ERAF 93-94 SHIFT		.1207819120		.1207819120		
4005	VENTURA CO OFFICE EDUC		.0244965620		.0244965620		
4401	* VENTURA CO LIBRARY		.0161752490		.0161752490		
6100	* VCWPD ADMIN		.0024910910		.0024910910		
6120	* VCWPD ZONE 2		.0251572870		.0251572870		
7120	FILLMORE-PIRU MEMORIAL		.0077495620		.0077495620		
7155	BARSDALE CEMETERY		.0027504220		.0027504220		
7770	UNITED WTR CONS DIST		.0060736780		.0060736780		
8010	CITY FILLMORE		.1672026290		.1672026290		
TRA 01017 Totals:			1.0000000000		1.0000000000		

No Taxable Parcels Within TRA=01017

Fund NO.	Description	Prior Year Allocation	Prior Year Factor	Adjusted Prior Year Allocation	Adjusted Prior Year Factor	Annual Tax Increment	Current Year Allocation
2002	UNI SCH GEN FILLMORE	1,618.09	.3400385734	1,618.09	.3400385734	15.90	1,633.99
2015	VTA COM COLLEGE GEN	269.62	.0566596621	269.62	.0566596621	2.65	272.27
2019	VTA COLLEGE CHILD CTR	1.42	.0002964967	1.42	.0002964967	.01	1.43
4001	COUNTY GENERAL FUND	863.88	.1815567517	863.88	.1815567517	8.51	872.39
4002	ERAF 92-93 SHIFT	229.25	.0481764012	229.25	.0481764012	2.25	231.50
4004	ERAF 93-94 SHIFT	573.38	.1204956965	573.38	.1204956965	5.63	579.01
4005	VENTURA CO OFFICE EDUC	119.07	.0250208699	119.07	.0250208699	1.17	120.24
4401	* VENTURA CO LIBRARY	77.28	.0162439909	77.28	.0162439909	.76	78.04
6100	* VCWPD ADMIN	12.15	.0025504476	12.15	.0025504476	.12	12.27
6120	* VCWPD ZONE 2	119.76	.0251676790	119.76	.0251676790	1.18	120.94
7120	FILLMORE-PIRU MEMORIAL	37.11	.0078010305	37.11	.0078010305	.36	37.47
7155	BARSDALE CEMETERY	13.25	.0027836150	13.25	.0027836150	.13	13.38
7770	UNITED WTR CONS DIST	29.00	.0060940154	29.00	.0060940154	.28	29.28
8010	CITY FILLMORE	795.20	.1671147701	795.20	.1671147701	7.81	803.01
TRA 01018	Totals:	4,758.46	1.0000000000	4,758.46	1.0000000000	46.76	4,805.22

*** Gross Assessed Valuation Information(Assessed valuations Minus Local Exemptions) ***

	Prior Year A/V	Transfers	Current Year AVI	A/V
Secured	451,447			456,123
Unsecured				
State Assessed				
	451,447		4,676	456,123

Fund NO.	Description	Prior Year Allocation	Prior Year Factor	Adjusted Prior Year Allocation	Adjusted Prior Year Factor	Annual Tax Increment	Current Year Allocation
2002	UNI SCH GEN FILLMORE	5,332.25	.3400713169	5,332.25	.3400713169	197.57	5,529.82
2015	VTA COM COLLEGE GEN	888.46	.0566632662	888.46	.0566632662	32.92	921.38
2019	VTA COLLEGE CHILD CTR	4.61	.0002938782	4.61	.0002938782	.17	4.78
4001	COUNTY GENERAL FUND	2,846.36	.1815305998	2,846.36	.1815305998	105.46	2,951.82
4002	ERAF 92-93 SHIFT	755.40	.0481763643	755.40	.0481763643	27.99	783.39
4004	ERAF 93-94 SHIFT	1,889.15	.1204816233	1,889.15	.1204816233	70.00	1,959.15
4005	VENTURA CO OFFICE EDUC	392.59	.0250376707	392.59	.0250376707	14.55	407.14
4401	* VENTURA CO LIBRARY	254.75	.0162456597	254.75	.0162456597	9.44	264.19
6100	* VCWPD ADMIN	40.07	.0025550554	40.07	.0025550554	1.48	41.55
6120	* VCWPD ZONE 2	394.61	.0251658914	394.61	.0251658914	14.62	409.23
7120	FILLMORE-PIRU MEMORIAL	122.46	.0078102333	122.46	.0078102333	4.54	127.00
7155	BARSDALE CEMETERY	43.57	.0027796756	43.57	.0027796756	1.61	45.18
7770	UNITED WTR CONS DIST	95.54	.0060937602	95.54	.0060937602	3.54	99.08
8010	CITY FILLMORE	2,620.01	.1670950050	2,620.01	.1670950050	97.08	2,717.09
TRA 01019	Totals:	15,679.83	1.0000000000	15,679.83	1.0000000000	580.97	16,260.80








*** Gross Assessed Valuation Information(Assessed valuations Minus Local Exemptions) ***

	Prior Year A/V	Transfers	Current Year AVI	A/V
Secured	1,508,824			1,566,921
Unsecured				
State Assessed				
	1,508,824		58,097	1,566,921

Fund NO.	Description	Prior Year Allocation	Prior Year Factor	Adjusted Prior Year Allocation	Adjusted Prior Year Factor	Annual Tax Increment	Current Year Allocation
2002	UNI SCH GEN FILLMORE	10,178.04	.3267846992	10,178.04	.3267846992	866.89	11,044.93
2015	VTA COM COLLEGE GEN	1,695.87	.0544491265	1,695.87	.0544491265	144.44	1,840.31
2019	VTA COLLEGE CHILD CTR	8.76	.0002813393	8.76	.0002813393	.75	9.51
4001	COUNTY GENERAL FUND	8,796.70	.2824336603	10,365.97	.3328177660	882.90	11,248.87
	Negotiated Revenue:	1,569.27					
4002	ERAF 92-93 SHIFT	441.10	.0141622225				
	Negotiated Revenue:	441.10-					
4004	ERAF 93-94 SHIFT	1,128.17	.0362218832				
	Negotiated Revenue:	1,128.17-					
4005	VENTURA CO OFFICE EDUC	749.35	.0240591637	749.35	.0240591637	63.82	813.17
4401	* VENTURA CO LIBRARY	508.53	.0163274276	508.53	.0163274276	43.31	551.84
6100	* VCWPD ADMIN	79.22	.0025435733	79.22	.0025435733	6.75	85.97
6120	* VCWPD ZONE 2	787.47	.0252833220	787.47	.0252833220	67.07	854.54
7120	FILLMORE-PIRU MEMORIAL	245.56	.0078841467	245.56	.0078841467	20.92	266.48
7155	BARDSDALE CEMETERY	90.95	.0029201692	90.95	.0029201692	7.75	98.70
7770	UNITED WTR CONS DIST	212.95	.0068372100	212.95	.0068372100	18.14	231.09
8010	CITY FILLMORE	6,223.35	.1998120565	6,223.35	.1998120565	530.06	6,753.41
TRA 01999	Totals:	31,146.02	1.0000000000	31,146.02	1.0000000000	2,652.80	33,798.82

*** Gross Assessed Valuation Information(Assessed valuations Minus Local Exemptions) ***








	Prior Year A/V	Transfers	Current Year AVI	A/V
Secured	3,122,899			3,388,179
Unsecured				
State Assessed				
	3,122,899		265,280	3,388,179



Fund NO.	Description	Prior Year Allocation	Prior Year Factor	Adjusted Prior Year Allocation	Adjusted Prior Year Factor	Annual Tax Increment	Current Year Allocation
2002	UNI SCH GEN FILLMORE	4,668,254.03	.3292718308	4,668,254.03	.3292169848	355,036.80	5,023,290.83
2015	VTA COM COLLEGE GEN	777,808.79	.0548621297	777,808.79	.0548530271	59,155.22	836,964.01
2019	VTA COLLEGE CHILD CTR	3,991.12	.0002814535	3,991.12	.0002814638	303.83	4,294.95
4001	COUNTY GENERAL FUND	3,579,385.11	.2520135983	3,580,954.38	.2525378860	261,471.41	3,842,425.79
	Negotiated Revenue:	1,569.27					
4002	ERAF 92-93 SHIFT	360,438.14	.0255584342	359,997.04	.0253878943	32,397.25	392,394.29
	Negotiated Revenue:	441.10-					
4004	ERAF 93-94 SHIFT	898,256.66	.0637213111	897,128.49	.0632677516	79,589.64	976,718.13
	Negotiated Revenue:	1,128.17-					
4005	VENTURA CO OFFICE EDUC	343,496.54	.0242279624	343,496.54	.0242242377	26,126.59	369,623.13
4401	* VENTURA CO LIBRARY	229,759.67	.0162108609	229,759.67	.0162032283	17,265.66	247,025.33
6100	* VCWPD ADMIN	35,881.29	.0025314345	35,881.29	.0025304386	2,702.86	38,584.15
6120	* VCWPD ZONE 2	355,838.20	.0251064595	355,838.20	.0250946025	26,741.04	382,579.24
7120	FILLMORE-PIRU MEMORIAL	110,782.28	.0078164916	110,782.28	.0078126443	8,316.23	119,098.51
7155	BARDSDALE CEMETERY	40,501.41	.0028584338	40,501.41	.0028562610	3,006.54	43,507.95
7770	UNITED WTR CONS DIST	93,331.18	.0065878370	93,331.18	.0065819489	6,852.51	100,183.69
8010	CITY FILLMORE	2,682,145.53	.1889517627	2,682,145.53	.1891516311	199,351.64	2,881,497.17
Prime = 01 Totals:		14,179,869.95	1.0000000000	14,179,869.95	1.0000000000	1,078,317.22	15,258,187.17

*** Gross Assessed Valuation Information(Assessed valuations Minus Local Exemptions) ***

	Prior Year A/V	Transfers	Current Year AVI	A/V
Secured	1,392,134,620		1,498,442,447	
Unsecured	27,763,094		29,286,989	
State Assessed				
	1,419,897,714		1,527,729,436	



Fund NO.	Description	Prior Year Allocation	Prior Year Factor	Adjusted Prior Year Allocation	Adjusted Prior Year Factor	Annual Tax Increment	Current Year Allocation
2004	UNIFIED SCH GEN OJAI	3,490,142.09	.2885955629	3,490,142.09	.2885955629	66,760.39	3,556,902.48
2015	VTA COM COLLEGE GEN	530,590.17	.0438738502	530,590.17	.0438738502	10,149.27	540,739.44
2019	VTA COLLEGE CHILD CTR	2,742.88	.0002268029	2,742.88	.0002268029	52.47	2,795.35
4001	COUNTY GENERAL FUND	1,840,781.79	.1523369260	1,840,781.79	.1523369260	35,239.89	1,876,021.68
4002	ERAF 92-93 SHIFT	729,713.38	.0601673917	729,713.38	.0601673917	13,918.43	743,631.81
4004	ERAF 93-94 SHIFT	1,237,789.33	.1023512806	1,237,789.33	.1023512806	23,676.77	1,261,466.10
4005	VENTURA CO OFFICE EDUC	234,430.93	.0193848025	234,430.93	.0193848025	4,484.26	238,915.19
4401	* VENTURA CO LIBRARY	141,268.96	.0116816228	141,268.96	.0116816228	2,702.29	143,971.25
6001	* FIRE PROTECTION DIST	1,515,026.37	.1252756700	1,515,026.37	.1252756700	28,979.84	1,544,006.21
6100	* VCWPD ADMIN	22,160.63	.0018324356	22,160.63	.0018324356	423.89	22,584.52
6110	* VCWPD ZONE 1	221,513.87	.0183167095	221,513.87	.0183167095	4,237.18	225,751.05
7059	OJAI VALLEY SAN DIST	358,298.10	.0296445896	358,298.10	.0296445896	6,857.64	365,155.74
8020	CITY OJAI	1,546,844.98	.1279306599	1,546,844.98	.1279306599	29,594.01	1,576,438.99
8604	CASITAS MUN WTR	222,236.95	.0183816958	222,236.95	.0183816958	4,252.21	226,489.16
TRA 02000	Totals:	12,093,540.43	1.0000000000	12,093,540.43	1.0000000000	231,328.54	12,324,868.97

*** Gross Assessed Valuation Information(Assessed valuations Minus Local Exemptions) ***

	Prior Year A/V	Transfers	Current Year AVI	A/V
Secured	1,173,427,509		1,196,348,043	
Unsecured	16,272,260		16,484,580	
State Assessed				
	1,189,699,769		23,132,854	1,212,832,623

Fund NO.	Description	Prior Year Allocation	Prior Year Factor	Adjusted Prior Year Allocation	Adjusted Prior Year Factor	Annual Tax Increment	Current Year Allocation
2004	UNIFIED SCH GEN OJAI	9,355.04	.2878488663	9,355.04	.2878488663	76.86	9,431.90
2015	VTA COM COLLEGE GEN	1,422.18	.0437589012	1,422.18	.0437589012	11.68	1,433.86
2019	VTA COLLEGE CHILD CTR	7.29	.0002243349	7.29	.0002243349	.06	7.35
4001	COUNTY GENERAL FUND	4,866.16	.1491029612	4,866.16	.1491029612	39.81	4,905.97
4002	ERAF 92-93 SHIFT	1,937.64	.0605068560	1,937.64	.0605068560	16.16	1,953.80
4004	ERAF 93-94 SHIFT	3,404.17	.1047444910	3,404.17	.1047444910	27.97	3,432.14
4005	VENTURA CO OFFICE EDUC	628.01	.0193233800	628.01	.0193233800	5.16	633.17
4401	* VENTURA CO LIBRARY	378.85	.0116560326	378.85	.0116560326	3.11	381.96
6001	* FIRE PROTECTION DIST	4,075.43	.1253988195	4,075.43	.1253988195	33.49	4,108.92
6100	* VCWPD ADMIN	59.46	.0018286700	59.46	.0018286700	.49	59.95
6110	* VCWPD ZONE 1	593.80	.0182718325	593.80	.0182718325	4.88	598.68
7059	OJAI VALLEY SAN DIST	966.18	.0296420819	966.18	.0296420819	7.92	974.10
7765	OJAI WATER CONS DIST	57.10	.0017321755	57.10	.0017321755	.46	57.56
8020	CITY OJAI	4,151.57	.1276229242	4,151.57	.1276229242	34.08	4,185.65
8604	CASITAS MUN WTR	596.82	.0183376732	596.82	.0183376732	4.90	601.72
TRA 02001	Totals:	32,499.70	1.0000000000	32,499.70	1.0000000000	267.03	32,766.73

*** Gross Assessed Valuation Information(Assessed valuations Minus Local Exemptions) ***

	Prior Year A/V	Transfers	Current Year AVI	A/V
Secured	3,178,442			3,205,145
Unsecured				
State Assessed				
	3,178,442		26,703	3,205,145

Fund NO.	Description	Prior Year Allocation	Prior Year Factor	Adjusted Prior Year Allocation	Adjusted Prior Year Factor	Annual Tax Increment	Current Year Allocation
2004	UNIFIED SCH GEN OJAI	247,814.27	.2866407103	247,814.27	.2866407103	7,599.98	255,414.25
2015	VTA COM COLLEGE GEN	37,674.07	.0435766796	37,674.07	.0435766796	1,155.39	38,829.46
2019	VTA COLLEGE CHILD CTR	194.67	.0002251632	194.67	.0002251632	5.97	200.64
4001	COUNTY GENERAL FUND	131,247.69	.1518110534	131,247.69	.1518110534	4,025.10	135,272.79
4002	ERAF 92-93 SHIFT	53,536.46	.0619242986	53,536.46	.0619242986	1,641.86	55,178.32
4004	ERAF 93-94 SHIFT	88,363.51	.1022079194	88,363.51	.1022079194	2,709.94	91,073.45
4005	VENTURA CO OFFICE EDUC	15,630.52	.0180794577	15,630.52	.0180794577	479.36	16,109.88
4401	* VENTURA CO LIBRARY	10,036.32	.0116087612	10,036.32	.0116087612	307.79	10,344.11
6001	* FIRE PROTECTION DIST	108,184.16	.1251339871	108,184.16	.1251339871	3,317.80	111,501.96
6100	* VCWPD ADMIN	1,574.14	.0018207610	1,574.14	.0018207610	48.28	1,622.42
6110	* VCWPD ZONE 1	15,735.15	.0182004642	15,735.15	.0182004642	482.57	16,217.72
7059	OJAI VALLEY SAN DIST	25,622.68	.0296371234	25,622.68	.0296371234	785.80	26,408.48
7380	VENTURA RIVER WTR DIST	3,253.58	.0037633241	3,253.58	.0037633241	99.78	3,353.36
8020	CITY OJAI	109,890.56	.1271077224	109,890.56	.1271077224	3,370.13	113,260.69
8604	CASITAS MUN WTR	15,788.85	.0182625744	15,788.85	.0182625744	484.21	16,273.06
TRA 02002	Totals:	864,546.63	1.0000000000	864,546.63	1.0000000000	26,513.96	891,060.59

*** Gross Assessed Valuation Information(Assessed valuations Minus Local Exemptions) ***

	Prior Year A/V	Transfers	Current Year AVI	A/V
Secured	82,796,595			85,389,851
Unsecured	1,668,810			1,726,950
State Assessed				
	84,465,405		2,651,396	87,116,801

Fund NO.	Description	Prior Year Allocation	Prior Year Factor	Adjusted Prior Year Allocation	Adjusted Prior Year Factor	Annual Tax Increment	Current Year Allocation
2004	UNIFIED SCH GEN OJAI		.2878838451		.2878838451		
2015	VTA COM COLLEGE GEN		.0437249666		.0437249666		
2019	VTA COLLEGE CHILD CTR		.0002503338		.0002503338		
4001	COUNTY GENERAL FUND		.1517022698		.1517022698		
4002	ERAF 92-93 SHIFT		.0604973298		.0604973298		
4004	ERAF 93-94 SHIFT		.1023865154		.1023865154		
4005	VENTURA CO OFFICE EDUC		.0192757009		.0192757009		
4401	* VENTURA CO LIBRARY		.0116822430		.0116822430		
6001	* FIRE PROTECTION DIST		.1251668892		.1251668892		
6100	* VCWPD ADMIN		.0018357810		.0018357810		
6110	* VCWPD ZONE 1		.0182743658		.0182743658		
7059	OJAI VALLEY SAN DIST		.0296228304		.0296228304		
7765	OJAI WATER CONS DIST		.0017523364		.0017523364		
8020	CITY OJAI		.1275867824		.1275867824		
8604	CASITAS MUN WTR		.0183578104		.0183578104		
TRA 02003	Totals:		1.0000000000		1.0000000000		

Fund NO.	Description	Prior Year Allocation	Prior Year Factor	Adjusted Prior Year Allocation	Adjusted Prior Year Factor	Annual Tax Increment	Current Year Allocation
2004	UNIFIED SCH GEN OJAI	617,375.00	.2885954551	617,375.00	.2885954551	33,710.06	651,085.06
2015	VTA COM COLLEGE GEN	93,856.69	.0438738497	93,856.69	.0438738497	5,124.79	98,981.48
2019	VTA COLLEGE CHILD CTR	485.15	.0002267893	485.15	.0002267893	26.49	511.64
4001	COUNTY GENERAL FUND	457,890.10	.2364833752	457,890.10	.2364833752	27,622.98	485,513.08
4002	ERAF 92-93 SHIFT	33,709.36		33,709.36			33,709.36
4004	ERAF 93-94 SHIFT	58,801.29		58,801.29			58,801.29
4005	VENTURA CO OFFICE EDUC	41,468.32	.0193846140	41,468.32	.0193846140	2,264.26	43,732.58
4401	* VENTURA CO LIBRARY	28,716.55	.0140532415	28,716.55	.0140532415	1,641.52	30,358.07
6001	* FIRE PROTECTION DIST	260,491.93	.1205381617	260,491.93	.1205381617	14,079.74	274,571.67
6100	* VCWPD ADMIN	4,392.74	.0021333325	4,392.74	.0021333325	249.19	4,641.93
6110	* VCWPD ZONE 1	44,519.32	.0217128507	44,519.32	.0217128507	2,536.22	47,055.54
7059	OJAI VALLEY SAN DIST	91,514.22	.0474946274	91,514.22	.0474946274	5,547.72	97,061.94
8020	CITY OJAI	348,376.45	.1754622162	348,376.45	.1754622162	20,495.27	368,871.72
8604	CASITAS MUN WTR	57,643.15	.0300414867	57,643.15	.0300414867	3,509.06	61,152.21
TRA 02004	Totals:	2,139,240.27	1.0000000000	2,139,240.27	1.0000000000	116,807.30	2,256,047.57

*** Gross Assessed Valuation Information(Assessed valuations Minus Local Exemptions) ***

	Prior Year A/V	Transfers	Current Year AVI	A/V
Secured	205,290,094		217,111,935	
Unsecured	4,830,561		4,689,450	
State Assessed	181,500		181,500	
	210,302,155		11,680,730	221,982,885

Fund NO.	Description	Prior Year Allocation	Prior Year Factor	Adjusted Prior Year Allocation	Adjusted Prior Year Factor	Annual Tax Increment	Current Year Allocation
2004	UNIFIED SCH GEN OJAI	24,508.63	.3528785004	24,508.63	.3528785004	240.64	24,749.27
2015	VTA COM COLLEGE GEN	3,725.77	.0536443717	3,725.77	.0536443717	36.58	3,762.35
2019	VTA COLLEGE CHILD CTR	19.09	.0002747175	19.09	.0002747175	.19	19.28
4001	COUNTY GENERAL FUND	11,042.10	.1589626214	11,042.10	.1589626214	108.40	11,150.50
4002	ERAF 92-93 SHIFT	4,031.76	.0580822594	4,031.76	.0580822594	39.61	4,071.37
4004	ERAF 93-94 SHIFT	5,777.39	.0831841091	5,777.39	.0831841091	56.73	5,834.12
4005	VENTURA CO OFFICE EDUC	1,631.69	.0234934478	1,631.69	.0234934478	16.02	1,647.71
4401	* VENTURA CO LIBRARY	980.67	.0141198623	980.67	.0141198623	9.63	990.30
6001	* FIRE PROTECTION DIST	10,077.22	.1450933994	10,077.22	.1450933994	98.94	10,176.16
6100	* VCWPD ADMIN	154.02	.0022177500	154.02	.0022177500	1.51	155.53
6110	* VCWPD ZONE 1	1,538.79	.0221556759	1,538.79	.0221556759	15.11	1,553.90
7059	OJAI VALLEY SAN DIST	2,057.46	.0296190178	2,057.46	.0296190178	20.20	2,077.66
7765	OJAI WATER CONS DIST	134.23	.0019316054	134.23	.0019316054	1.32	135.55
8020	CITY OJAI	2,230.11	.0321059249	2,230.11	.0321059249	21.89	2,252.00
8604	CASITAS MUN WTR	1,544.51	.0222367370	1,544.51	.0222367370	15.16	1,559.67
TRA 02005	Totals:	69,453.44	1.0000000000	69,453.44	1.0000000000	681.93	70,135.37

*** Gross Assessed Valuation Information(Assessed valuations Minus Local Exemptions) ***

	Prior Year A/V	Transfers	Current Year AVI	A/V
Secured	6,873,402			6,944,595
Unsecured	64,700			61,700
State Assessed				
	6,938,102		68,193	7,006,295

Fund NO.	Description	Prior Year Allocation	Prior Year Factor	Adjusted Prior Year Allocation	Adjusted Prior Year Factor	Annual Tax Increment	Current Year Allocation
2004	UNIFIED SCH GEN OJAI	50,263.18	.3539697832	50,263.18	.3539697832	12,488.18	62,751.36
2015	VTA COM COLLEGE GEN	7,641.26	.0538121082	7,641.26	.0538121082	1,898.51	9,539.77
2019	VTA COLLEGE CHILD CTR	39.45	.0002779302	39.45	.0002779302	9.81	49.26
4001	COUNTY GENERAL FUND	22,787.94	.1605862517	22,787.94	.1605862517	5,665.55	28,453.49
4002	ERAF 92-93 SHIFT	8,202.44	.0576023948	8,202.44	.0576023948	2,032.23	10,234.67
4004	ERAF 93-94 SHIFT	11,785.66	.0829985902	11,785.66	.0829985902	2,928.22	14,713.88
4005	VENTURA CO OFFICE EDUC	3,169.11	.0223180172	3,169.11	.0223180172	787.39	3,956.50
4401	* VENTURA CO LIBRARY	2,011.21	.0141639702	2,011.21	.0141639702	499.71	2,510.92
6001	* FIRE PROTECTION DIST	20,688.34	.1456941271	20,688.34	.1456941271	5,140.14	25,828.48
6100	* VCWPD ADMIN	315.81	.0022239590	315.81	.0022239590	78.46	394.27
6110	* VCWPD ZONE 1	3,156.02	.0222256519	3,156.02	.0222256519	784.13	3,940.15
7059	OJAI VALLEY SAN DIST	4,201.73	.0296158452	4,201.73	.0296158452	1,044.86	5,246.59
8020	CITY OJAI	4,570.41	.0322065106	4,570.41	.0322065106	1,136.26	5,706.67
8604	CASITAS MUN WTR	3,165.90	.0223048605	3,165.90	.0223048605	786.92	3,952.82
TRA 02006	Totals:	141,998.46	1.0000000000	141,998.46	1.0000000000	35,280.37	177,278.83

*** Gross Assessed Valuation Information(Assessed valuations Minus Local Exemptions) ***

	Prior Year A/V	Transfers	Current Year AVI	A/V
Secured	14,222,865			17,750,902
Unsecured				
State Assessed				
	14,222,865		3,528,037	17,750,902

Fund NO.	Description	Prior Year Allocation	Prior Year Factor	Adjusted Prior Year Allocation	Adjusted Prior Year Factor	Annual Tax Increment	Current Year Allocation
2004	UNIFIED SCH GEN OJAI	1,551.81	.3176386277	1,551.81	.3176386277	13.20	1,565.01
2015	VTA COM COLLEGE GEN	235.89	.0482846485	235.89	.0482846485	2.01	237.90
2019	VTA COLLEGE CHILD CTR	1.15	.0002450064	1.15	.0002450064	.01	1.16
4001	COUNTY GENERAL FUND	759.62	.1554932874	759.62	.1554932874	6.47	766.09
4002	ERAF 92-93 SHIFT	288.34	.0590037775	288.34	.0590037775	2.45	290.79
4004	ERAF 93-94 SHIFT	459.37	.0940285330	459.37	.0940285330	3.91	463.28
4005	VENTURA CO OFFICE EDUC	103.52	.0211960229	103.52	.0211960229	.88	104.40
4401	* VENTURA CO LIBRARY	62.52	.0127915203	62.52	.0127915203	.53	63.05
6001	* FIRE PROTECTION DIST	656.22	.1343244799	656.22	.1343244799	5.58	661.80
6100	* VCWPD ADMIN	9.75	.0019962126	9.75	.0019962126	.08	9.83
6110	* VCWPD ZONE 1	98.04	.0200678648	98.04	.0200678648	.83	98.87
7059	OJAI VALLEY SAN DIST	144.71	.0296259745	144.71	.0296259745	1.23	145.94
8020	CITY OJAI	416.03	.0851624832	416.03	.0851624832	3.54	419.57
8604	CASITAS MUN WTR	98.39	.0201415613	98.39	.0201415613	.84	99.23
TRA 02007	Totals:	4,885.36	1.0000000000	4,885.36	1.0000000000	41.56	4,926.92

*** Gross Assessed Valuation Information(Assessed valuations Minus Local Exemptions) ***

	Prior Year A/V	Transfers	Current Year AVI	A/V
Secured	401,464			405,620
Unsecured				
State Assessed				
	401,464		4,156	405,620

Fund NO.	Description	Prior Year Allocation	Prior Year Factor	Adjusted Prior Year Allocation	Adjusted Prior Year Factor	Annual Tax Increment	Current Year Allocation
2004	UNIFIED SCH GEN OJAI	76,581.20	.3527910637	76,581.20	.3527910637	2,625.36	79,206.56
2015	VTA COM COLLEGE GEN	11,642.08	.0536322955	11,642.08	.0536322955	399.11	12,041.19
2019	VTA COLLEGE CHILD CTR	60.10	.0002768423	60.10	.0002768423	2.06	62.16
4001	COUNTY GENERAL FUND	34,351.10	.1582473066	34,351.10	.1582473066	1,177.62	35,528.72
4002	ERAF 92-93 SHIFT	12,611.22	.0580969211	12,611.22	.0580969211	432.34	13,043.56
4004	ERAF 93-94 SHIFT	17,949.81	.0826903162	17,949.81	.0826903162	615.36	18,565.17
4005	VENTURA CO OFFICE EDUC	5,370.38	.0247400596	5,370.38	.0247400596	184.11	5,554.49
4401	* VENTURA CO LIBRARY	3,063.92	.0141147201	3,063.92	.0141147201	105.04	3,168.96
6001	* FIRE PROTECTION DIST	31,494.53	.1450875665	31,494.53	.1450875665	1,079.70	32,574.23
6100	* VCWPD ADMIN	480.98	.0022156542	480.98	.0022156542	16.49	497.47
6110	* VCWPD ZONE 1	4,807.51	.0221470390	4,807.51	.0221470390	164.81	4,972.32
7059	OJAI VALLEY SAN DIST	6,428.38	.0296139951	6,428.38	.0296139951	220.38	6,648.76
7765	OJAI WATER CONS DIST	418.38	.0019273627	418.38	.0019273627	14.34	432.72
8020	CITY OJAI	6,989.27	.0321979709	6,989.27	.0321979709	239.61	7,228.88
8604	CASITAS MUN WTR	4,823.54	.0222208865	4,823.54	.0222208865	165.36	4,988.90
TRA 02008	Totals:	217,072.40	1.0000000000	217,072.40	1.0000000000	7,441.69	224,514.09

*** Gross Assessed Valuation Information(Assessed valuations Minus Local Exemptions) ***

	Prior Year A/V	Transfers	Current Year AVI	A/V
Secured	21,657,284			22,401,453
Unsecured				
State Assessed				
	21,657,284		744,169	22,401,453

Fund NO.	Description	Prior Year Allocation	Prior Year Factor	Adjusted Prior Year Allocation	Adjusted Prior Year Factor	Annual Tax Increment	Current Year Allocation
2004	UNIFIED SCH GEN OJAI	49,675.07	.3527390455	49,675.07	.3527390455	671.69	50,346.76
2015	VTA COM COLLEGE GEN	7,551.79	.0536248776	7,551.79	.0536248776	102.11	7,653.90
2019	VTA COLLEGE CHILD CTR	38.91	.0002762580	38.91	.0002762580	.53	39.44
4001	COUNTY GENERAL FUND	22,537.69	.1601410233	22,537.69	.1601410233	304.96	22,842.65
4002	ERAF 92-93 SHIFT	8,212.66	.0581586569	8,212.66	.0581586569	110.75	8,323.41
4004	ERAF 93-94 SHIFT	11,708.91	.0831441421	11,708.91	.0831441421	158.32	11,867.23
4005	VENTURA CO OFFICE EDUC	3,131.89	.0222394349	3,131.89	.0222394349	42.35	3,174.24
4401	* VENTURA CO LIBRARY	1,988.18	.0141181557	1,988.18	.0141181557	26.88	2,015.06
6001	* FIRE PROTECTION DIST	20,462.59	.1453034041	20,462.59	.1453034041	276.69	20,739.28
6100	* VCWPD ADMIN	312.06	.0022158696	312.06	.0022158696	4.22	316.28
6110	* VCWPD ZONE 1	3,119.77	.0221533622	3,119.77	.0221533622	42.18	3,161.95
7059	OJAI VALLEY SAN DIST	4,168.36	.0296229584	4,168.36	.0296229584	56.41	4,224.77
7765	OJAI WATER CONS DIST	271.40	.0019320684	271.40	.0019320684	3.68	275.08
8020	CITY OJAI	4,517.90	.0320997457	4,517.90	.0320997457	61.12	4,579.02
8604	CASITAS MUN WTR	3,129.48	.0222309976	3,129.48	.0222309976	42.33	3,171.81
TRA 02009	Totals:	140,826.66	1.0000000000	140,826.66	1.0000000000	1,904.22	142,730.88

*** Gross Assessed Valuation Information(Assessed valuations Minus Local Exemptions) ***

	Prior Year A/V	Transfers	Current Year AVI	A/V
Secured	14,040,301			14,230,723
Unsecured				
State Assessed				
	14,040,301		190,422	14,230,723

Fund NO.	Description	Prior Year Allocation	Prior Year Factor	Adjusted Prior Year Allocation	Adjusted Prior Year Factor	Annual Tax Increment	Current Year Allocation
2004	UNIFIED SCH GEN OJAI	94,996.34	.3528790944	94,996.34	.3528790944	1,291.33	96,287.67
2015	VTA COM COLLEGE GEN	14,442.03	.0536470867	14,442.03	.0536470867	196.32	14,638.35
2019	VTA COLLEGE CHILD CTR	74.52	.0002768835	74.52	.0002768835	1.01	75.53
4001	COUNTY GENERAL FUND	42,812.17	.1590659335	42,812.17	.1590659335	582.09	43,394.26
4002	ERAF 92-93 SHIFT	15,649.43	.0580812289	15,649.43	.0580812289	212.54	15,861.97
4004	ERAF 93-94 SHIFT	22,337.35	.0829756156	22,337.35	.0829756156	303.64	22,640.99
4005	VENTURA CO OFFICE EDUC	6,326.90	.0235022293	6,326.90	.0235022293	86.00	6,412.90
4401	* VENTURA CO LIBRARY	3,801.47	.0141210547	3,801.47	.0141210547	51.67	3,853.14
6001	* FIRE PROTECTION DIST	39,084.26	.1451846673	39,084.26	.1451846673	531.29	39,615.55
6100	* VCWPD ADMIN	596.66	.0022163799	596.66	.0022163799	8.11	604.77
6110	* VCWPD ZONE 1	5,964.76	.0221569625	5,964.76	.0221569625	81.08	6,045.84
7059	OJAI VALLEY SAN DIST	7,972.02	.0296210641	7,972.02	.0296210641	108.40	8,080.42
7765	OJAI WATER CONS DIST	519.57	.0019317205	519.57	.0019317205	7.07	526.64
8020	CITY OJAI	8,641.08	.0321047198	8,641.08	.0321047198	117.48	8,758.56
8604	CASITAS MUN WTR	5,985.08	.0222353593	5,985.08	.0222353593	81.37	6,066.45
TRA 02010	Totals:	269,203.64	1.0000000000	269,203.64	1.0000000000	3,659.40	272,863.04

*** Gross Assessed Valuation Information(Assessed valuations Minus Local Exemptions) ***

	Prior Year A/V	Transfers	Current Year AVI	A/V
Secured	26,911,127			27,277,067
Unsecured				
State Assessed				
	26,911,127		365,940	27,277,067

Fund NO.	Description	Prior Year Allocation	Prior Year Factor	Adjusted Prior Year Allocation	Adjusted Prior Year Factor	Annual Tax Increment	Current Year Allocation
2004	UNIFIED SCH GEN OJAI	106,045.68	.3539696454	106,045.68	.3539696454	1,382.36	107,428.04
2015	VTA COM COLLEGE GEN	16,121.49	.0538119284	16,121.49	.0538119284	210.15	16,331.64
2019	VTA COLLEGE CHILD CTR	83.05	.0002772056	83.05	.0002772056	1.08	84.13
4001	COUNTY GENERAL FUND	47,804.58	.1596217316	47,804.58	.1596217316	623.37	48,427.95
4002	ERAF 92-93 SHIFT	17,260.75	.0575306564	17,260.75	.0575306564	224.68	17,485.43
4004	ERAF 93-94 SHIFT	24,874.77	.0830294408	24,874.77	.0830294408	324.26	25,199.03
4005	VENTURA CO OFFICE EDUC	7,061.81	.0235715561	7,061.81	.0235715561	92.05	7,153.86
4401	* VENTURA CO LIBRARY	4,242.21	.0141602199	4,242.21	.0141602199	55.30	4,297.51
6001	* FIRE PROTECTION DIST	43,579.62	.1454643067	43,579.62	.1454643067	568.08	44,147.70
6100	* VCWPD ADMIN	666.04	.0022231914	666.04	.0022231914	8.68	674.72
6110	* VCWPD ZONE 1	6,656.99	.0222203869	6,656.99	.0222203869	86.78	6,743.77
7059	OJAI VALLEY SAN DIST	8,870.58	.0296225714	8,870.58	.0296225714	115.69	8,986.27
8020	CITY OJAI	9,642.99	.0321978427	9,642.99	.0321978427	125.74	9,768.73
8604	CASITAS MUN WTR	6,679.18	.0222993167	6,679.18	.0222993167	87.09	6,766.27
TRA 02011 Totals:		299,589.74	1.0000000000	299,589.74	1.0000000000	3,905.31	303,495.05

*** Gross Assessed Valuation Information(Assessed valuations Minus Local Exemptions) ***

	Prior Year A/V	Transfers	Current Year AVI	A/V
Secured	29,971,232			30,361,763
Unsecured				
State Assessed				
	29,971,232		390,531	30,361,763

Fund NO.	Description	Prior Year Allocation	Prior Year Factor	Adjusted Prior Year Allocation	Adjusted Prior Year Factor	Annual Tax Increment	Current Year Allocation
2004	UNIFIED SCH GEN OJAI	2,807.61	.3538943287	2,807.61	.3538943287	29.03	2,836.64
2015	VTA COM COLLEGE GEN	426.82	.0537998906	426.82	.0537998906	4.41	431.23
2019	VTA COLLEGE CHILD CTR	1.57	.0001988170	1.57	.0001988170	.02	1.59
4001	COUNTY GENERAL FUND	1,265.58	.1595177968	1,265.58	.1595177968	13.09	1,278.67
4002	ERAF 92-93 SHIFT	456.30	.0575212539	456.30	.0575212539	4.72	461.02
4004	ERAF 93-94 SHIFT	662.04	.0834496294	662.04	.0834496294	6.85	668.89
4005	VENTURA CO OFFICE EDUC	186.09	.0234564661	186.09	.0234564661	1.92	188.01
4401	* VENTURA CO LIBRARY	112.36	.0141640968	112.36	.0141640968	1.16	113.52
6001	* FIRE PROTECTION DIST	1,152.12	.1452205388	1,152.12	.1452205388	11.91	1,164.03
6100	* VCWPD ADMIN	17.57	.0022161452	17.57	.0022161452	.18	17.75
6110	* VCWPD ZONE 1	176.00	.0221865409	176.00	.0221865409	1.82	177.82
7059	OJAI VALLEY SAN DIST	234.90	.0296043554	234.90	.0296043554	2.43	237.33
8020	CITY OJAI	257.98	.0325166970	257.98	.0325166970	2.67	260.65
8604	CASITAS MUN WTR	176.55	.0222534434	176.55	.0222534434	1.83	178.38
TRA 02012	Totals:	7,933.49	1.0000000000	7,933.49	1.0000000000	82.04	8,015.53

*** Gross Assessed Valuation Information(Assessed valuations Minus Local Exemptions) ***

	Prior Year A/V	Transfers	Current Year AVI	A/V
Secured	792,086			800,290
Unsecured				
State Assessed				
	792,086		8,204	800,290

Fund NO.	Description	Prior Year Allocation	Prior Year Factor	Adjusted Prior Year Allocation	Adjusted Prior Year Factor	Annual Tax Increment	Current Year Allocation
2004	UNIFIED SCH GEN OJAI	4,605.52	.3539683494	4,605.52	.3539683494	47.94	4,653.46
2015	VTA COM COLLEGE GEN	700.15	.0538103815	700.15	.0538103815	7.29	707.44
2019	VTA COLLEGE CHILD CTR	3.58	.0002754149	3.58	.0002754149	.04	3.62
4001	COUNTY GENERAL FUND	2,075.02	.1594814632	2,075.02	.1594814632	21.59	2,096.61
4002	ERAF 92-93 SHIFT	748.43	.0575277920	748.43	.0575277920	7.79	756.22
4004	ERAF 93-94 SHIFT	1,084.37	.0833431275	1,084.37	.0833431275	11.29	1,095.66
4005	VENTURA CO OFFICE EDUC	306.68	.0235709485	306.68	.0235709485	3.19	309.87
4401	* VENTURA CO LIBRARY	184.21	.0141592670	184.21	.0141592670	1.92	186.13
6001	* FIRE PROTECTION DIST	1,890.74	.1453187291	1,890.74	.1453187291	19.68	1,910.42
6100	* VCWPD ADMIN	28.98	.0022265050	28.98	.0022265050	.30	29.28
6110	* VCWPD ZONE 1	289.13	.0222220949	289.13	.0222220949	3.01	292.14
7059	OJAI VALLEY SAN DIST	385.36	.0296175280	385.36	.0296175280	4.01	389.37
8020	CITY OJAI	418.69	.0321804167	418.69	.0321804167	4.36	423.05
8604	CASITAS MUN WTR	290.16	.0222979823	290.16	.0222979823	3.02	293.18
TRA 02013	Totals:	13,011.02	1.0000000000	13,011.02	1.0000000000	135.43	13,146.45

*** Gross Assessed Valuation Information(Assessed valuations Minus Local Exemptions) ***

	Prior Year A/V	Transfers	Current Year AVI	A/V
Secured	1,307,536			1,321,079
Unsecured				
State Assessed				
	1,307,536		13,543	1,321,079

Fund NO.	Description	Prior Year Allocation	Prior Year Factor	Adjusted Prior Year Allocation	Adjusted Prior Year Factor	Annual Tax Increment	Current Year Allocation
2004	UNIFIED SCH GEN OJAI	967.89	.3539692962	967.89	.3539692962	10.80	978.69
2015	VTA COM COLLEGE GEN	147.17	.0538122825	147.17	.0538122825	1.64	148.81
2019	VTA COLLEGE CHILD CTR	.76	.0002780175	.76	.0002780175	.01	.77
4001	COUNTY GENERAL FUND	440.27	.1592270798	440.27	.1592270798	4.85	445.12
4002	ERAF 92-93 SHIFT	149.92	.0575239312	149.92	.0575239312	1.76	151.68
4004	ERAF 93-94 SHIFT	228.92	.0837179869	228.92	.0837179869	2.55	231.47
4005	VENTURA CO OFFICE EDUC	65.01	.0237761029	65.01	.0237761029	.73	65.74
4401	* VENTURA CO LIBRARY	38.76	.0141607924	38.76	.0141607924	.43	39.19
6001	* FIRE PROTECTION DIST	396.81	.1451115161	396.81	.1451115161	4.43	401.24
6100	* VCWPD ADMIN	6.08	.0022231337	6.08	.0022231337	.07	6.15
6110	* VCWPD ZONE 1	60.75	.0222182746	60.75	.0222182746	.68	61.43
7059	OJAI VALLEY SAN DIST	82.24	.0296452652	82.24	.0296452652	.90	83.14
8020	CITY OJAI	88.53	.0320388042	88.53	.0320388042	.98	89.51
8604	CASITAS MUN WTR	61.39	.0222975168	61.39	.0222975168	.68	62.07
TRA 02014	Totals:	2,734.50	1.0000000000	2,734.50	1.0000000000	30.51	2,765.01

*** Gross Assessed Valuation Information(Assessed valuations Minus Local Exemptions) ***

	Prior Year A/V	Transfers	Current Year AVI	A/V
Secured	294,446			297,497
Unsecured				
State Assessed				
	294,446		3,051	297,497

Fund NO.	Description	Prior Year Allocation	Prior Year Factor	Adjusted Prior Year Allocation	Adjusted Prior Year Factor	Annual Tax Increment	Current Year Allocation
2004	UNIFIED SCH GEN OJAI				.3510224700		
2015	VTA COM COLLEGE GEN				.0533640443		
2019	VTA COLLEGE CHILD CTR				.0002757082		
4001	COUNTY GENERAL FUND		1.0000000000		.1755903770		
4002	ERAF 92-93 SHIFT				.0498921212		
4004	ERAF 93-94 SHIFT				.0979182764		
4005	VENTURA CO OFFICE EDUC				.0235784466		
4401	* VENTURA CO LIBRARY				.0153137126		
6001	* FIRE PROTECTION DIST				.1495009044		
6100	* VCWPD ADMIN				.0024052541		
6110	* VCWPD ZONE 1				.0240434074		
7380	VENTURA RIVER WTR DIST				.0049974700		
8020	CITY OJAI				.0279690677		
8604	CASITAS MUN WTR				.0241287401		
TRA 02015 Totals:			1.0000000000		1.0000000000		

No Taxable Parcels Within TRA=02015

Fund NO.	Description	Prior Year Allocation	Prior Year Factor	Adjusted Prior Year Allocation	Adjusted Prior Year Factor	Annual Tax Increment	Current Year Allocation
2004	UNIFIED SCH GEN OJAI	14,086.34	.3538289540	14,086.34	.3538289540	101.35	14,187.69
2015	VTA COM COLLEGE GEN	2,141.48	.0537907489	2,141.48	.0537907489	15.41	2,156.89
2019	VTA COLLEGE CHILD CTR	11.03	.0002779662	11.03	.0002779662	.08	11.11
4001	COUNTY GENERAL FUND	6,364.76	.1600711221	6,364.76	.1600711221	45.84	6,410.60
4002	ERAF 92-93 SHIFT	2,302.14	.0575220505	2,302.14	.0575220505	16.48	2,318.62
4004	ERAF 93-94 SHIFT	3,287.42	.0825755802	3,287.42	.0825755802	23.65	3,311.07
4005	VENTURA CO OFFICE EDUC	945.92	.0237604994	945.92	.0237604994	6.81	952.73
4401	* VENTURA CO LIBRARY	563.51	.0141556149	563.51	.0141556149	4.05	567.56
6001	* FIRE PROTECTION DIST	5,798.15	.1456412694	5,798.15	.1456412694	41.72	5,839.87
6100	* VCWPD ADMIN	88.51	.0022237293	88.51	.0022237293	.64	89.15
6110	* VCWPD ZONE 1	884.24	.0222104759	884.24	.0222104759	6.36	890.60
7059	OJAI VALLEY SAN DIST	1,177.23	.0296191431	1,177.23	.0296191431	8.48	1,185.71
8020	CITY OJAI	1,273.72	.0320319179	1,273.72	.0320319179	9.18	1,282.90
8604	CASITAS MUN WTR	886.72	.0222909282	886.72	.0222909282	6.39	893.11
TRA 02016	Totals:	39,811.17	1.0000000000	39,811.17	1.0000000000	286.44	40,097.61

*** Gross Assessed Valuation Information(Assessed valuations Minus Local Exemptions) ***

	Prior Year A/V	Transfers	Current Year AVI	A/V
Secured	3,947,107			3,975,751
Unsecured				
State Assessed				
	3,947,107		28,644	3,975,751

Fund NO.	Description	Prior Year Allocation	Prior Year Factor	Adjusted Prior Year Allocation	Adjusted Prior Year Factor	Annual Tax Increment	Current Year Allocation
2004	UNIFIED SCH GEN OJAI	280,343.38	.2881796837	280,343.38	.2881796837	7,134.23	287,477.61
2015	VTA COM COLLEGE GEN	42,619.32	.0438106403	42,619.32	.0438106403	1,084.58	43,703.90
2019	VTA COLLEGE CHILD CTR	220.32	.0002264610	220.32	.0002264610	5.61	225.93
4001	COUNTY GENERAL FUND	148,677.06	.1528330135	148,677.06	.1528330135	3,783.56	152,460.62
4002	ERAF 92-93 SHIFT	58,555.91	.0601926983	58,555.91	.0601926983	1,490.14	60,046.05
4004	ERAF 93-94 SHIFT	100,122.99	.1029216686	100,122.99	.1029216686	2,547.95	102,670.94
4005	VENTURA CO OFFICE EDUC	18,587.54	.0191071171	18,587.54	.0191071171	473.02	19,060.56
4401	* VENTURA CO LIBRARY	11,348.70	.0116659424	11,348.70	.0116659424	288.80	11,637.50
6001	* FIRE PROTECTION DIST	121,777.04	.1251810499	121,777.04	.1251810499	3,099.00	124,876.04
6100	* VCWPD ADMIN	1,780.21	.0018299722	1,780.21	.0018299722	45.30	1,825.51
6110	* VCWPD ZONE 1	17,794.53	.0182919525	17,794.53	.0182919525	452.84	18,247.37
7059	OJAI VALLEY SAN DIST	28,838.63	.0296447316	28,838.63	.0296447316	733.89	29,572.52
8020	CITY OJAI	124,284.12	.1277581750	124,284.12	.1277581750	3,162.80	127,446.92
8604	CASITAS MUN WTR	17,857.74	.0183568939	17,857.74	.0183568939	454.45	18,312.19
TRA 02017	Totals:	972,807.49	1.0000000000	972,807.49	1.0000000000	24,756.17	997,563.66

*** Gross Assessed Valuation Information(Assessed valuations Minus Local Exemptions) ***

	Prior Year A/V	Transfers	Current Year AVI	A/V
Secured	95,429,884			98,039,963
Unsecured	1,282,979			1,148,517
State Assessed				
	96,712,863		2,475,617	99,188,480








Fund NO.	Description	Prior Year Allocation	Prior Year Factor	Adjusted Prior Year Allocation	Adjusted Prior Year Factor	Annual Tax Increment	Current Year Allocation
2004	UNIFIED SCH GEN OJAI		.3539683494		.3539683494		
2015	VTA COM COLLEGE GEN		.0538103815		.0538103815		
2019	VTA COLLEGE CHILD CTR		.0002754149		.0002754149		
4001	COUNTY GENERAL FUND		.1791286416		.1791286416		
4002	ERAF 92-93 SHIFT		.0736207124		.0736207124		
4004	ERAF 93-94 SHIFT		.0825396189		.0825396189		
4005	VENTURA CO OFFICE EDUC		.0041280584		.0041280584		
4401	* VENTURA CO LIBRARY		.0141894949		.0141894949		
6001	* FIRE PROTECTION DIST		.1296026369		.1296026369		
6100	* VCWPD ADMIN		.0022265050		.0022265050		
6110	* VCWPD ZONE 1		.0222220949		.0222220949		
7059	OJAI VALLEY SAN DIST		.0296175280		.0296175280		
8020	CITY OJAI		.0323725809		.0323725809		
8604	CASITAS MUN WTR		.0222979823		.0222979823		
TRA 02018 Totals:			1.0000000000		1.0000000000		

No Taxable Parcels Within TRA=02018

Fund NO.	Description	Prior Year Allocation	Prior Year Factor	Adjusted Prior Year Allocation	Adjusted Prior Year Factor	Annual Tax Increment	Current Year Allocation
2004	UNIFIED SCH GEN OJAI	218,246.76	.2885955773	218,246.76	.2885955773	2,852.07	221,098.83
2015	VTA COM COLLEGE GEN	33,179.01	.0438738191	33,179.01	.0438738191	433.59	33,612.60
2019	VTA COLLEGE CHILD CTR	171.50	.0002268001	171.50	.0002268001	2.24	173.74
4001	COUNTY GENERAL FUND	114,971.45	.1520309046	114,971.45	.1520309046	1,502.45	116,473.90
4002	ERAF 92-93 SHIFT	45,500.84	.0601673676	45,500.84	.0601673676	594.61	46,095.45
4004	ERAF 93-94 SHIFT	77,617.14	.1026359541	77,617.14	.1026359541	1,014.31	78,631.45
4005	VENTURA CO OFFICE EDUC	14,659.48	.0193847972	14,659.48	.0193847972	191.57	14,851.05
4401	* VENTURA CO LIBRARY	8,834.05	.0116815944	8,834.05	.0116815944	115.44	8,949.49
6001	* FIRE PROTECTION DIST	94,754.36	.1252971508	94,754.36	.1252971508	1,238.26	95,992.62
6100	* VCWPD ADMIN	1,385.77	.0018324582	1,385.77	.0018324582	18.11	1,403.88
6110	* VCWPD ZONE 1	13,851.79	.0183166921	13,851.79	.0183166921	181.02	14,032.81
7059	OJAI VALLEY SAN DIST	22,418.37	.0296445850	22,418.37	.0296445850	292.97	22,711.34
8020	CITY OJAI	96,745.90	.1279306010	96,745.90	.1279306010	1,264.29	98,010.19
8604	CASITAS MUN WTR	13,900.93	.0183816985	13,900.93	.0183816985	181.66	14,082.59
TRA 02019	Totals:	756,237.35	1.0000000000	756,237.35	1.0000000000	9,882.59	766,119.94

*** Gross Assessed Valuation Information(Assessed valuations Minus Local Exemptions) ***








	Prior Year A/V	Transfers	Current Year AVI	A/V
Secured	73,777,565			74,778,964
Unsecured	1,759,930			1,746,790
State Assessed				
	75,537,495		988,259	76,525,754



Fund NO.	Description	Prior Year Allocation	Prior Year Factor	Adjusted Prior Year Allocation	Adjusted Prior Year Factor	Annual Tax Increment	Current Year Allocation
2004	UNIFIED SCH GEN OJAI	5,289,365.81	.2928555186	5,289,365.81	.2927899867	137,035.47	5,426,401.28
2015	VTA COM COLLEGE GEN	804,117.37	.0445214436	804,117.37	.0445114826	20,832.84	824,950.21
2019	VTA COLLEGE CHILD CTR	4,155.02	.0002300490	4,155.02	.0002299989	107.68	4,262.70
4001	COUNTY GENERAL FUND	2,890,675.08	.1595732050	2,890,675.08	.1600117569	80,767.62	2,971,442.70
4002	ERAF 92-93 SHIFT	992,866.98	.0552794654	992,866.98	.0549596153	20,746.55	1,013,613.53
4004	ERAF 93-94 SHIFT	1,666,254.44	.0927528999	1,666,254.44	.0922346143	34,411.72	1,700,666.16
4005	VENTURA CO OFFICE EDUC	353,703.80	.0195821757	353,703.80	.0195790828	9,119.08	362,822.88
4401	* VENTURA CO LIBRARY	217,632.45	.0120369622	217,632.45	.0120469267	5,815.27	223,447.72
6001	* FIRE PROTECTION DIST	2,279,589.89	.1262305337	2,279,589.89	.1261854668	58,526.29	2,338,116.18
6100	* VCWPD ADMIN	34,029.41	.0018824920	34,029.41	.0018836796	904.00	34,933.41
6110	* VCWPD ZONE 1	340,760.46	.0188487097	340,760.46	.0188626112	9,081.50	349,841.96
7059	OJAI VALLEY SAN DIST	563,381.15	.0310914504	563,381.15	.0311856592	15,808.93	579,190.08
7380	VENTURA RIVER WTR DIST	3,253.58	.0001826274	3,253.58	.0001801002	99.78	3,353.36
7765	OJAI WATER CONS DIST	1,400.68	.0000788602	1,400.68	.0000775339	26.87	1,427.55
8020	CITY OJAI	2,269,340.29	.1252676812	2,269,340.29	.1256181057	59,643.41	2,328,983.70
8604	CASITAS MUN WTR	354,865.34	.0195859260	354,865.34	.0196433792	10,077.48	364,942.82
Prime = 02 Totals:		18,065,391.75	1.0000000000	18,065,391.75	1.0000000000	463,004.49	18,528,396.24

*** Gross Assessed Valuation Information(Assessed valuations Minus Local Exemptions) ***

	Prior Year A/V	Transfers	Current Year AVI	A/V
Secured	1,754,318,939		1,800,640,641	
Unsecured	25,879,240		25,857,987	
State Assessed	181,500		181,500	
	1,780,379,679		46,300,449	1,826,680,128



Fund NO.	Description	Prior Year Allocation	Prior Year Factor	Adjusted Prior Year Allocation	Adjusted Prior Year Factor	Annual Tax Increment	Current Year Allocation
1015	EL SCH GEN PT HUE	1,378.12	.1894600066	1,378.12	.1894600066	11.23	1,389.35
2007	HI SCH GEN OXNARD	986.97	.1356843479	986.97	.1356843479	8.04	995.01
2015	VTA COM COLLEGE GEN	400.97	.0551233610	400.97	.0551233610	3.27	404.24
2019	VTA COLLEGE CHILD CTR	2.06	.0002841350	2.06	.0002841350	.02	2.08
4001	COUNTY GENERAL FUND	2,297.76	.3158867931	2,297.76	.3158867931	18.71	2,316.47
4005	VENTURA CO OFFICE EDUC	180.19	.0247717049	180.19	.0247717049	1.47	181.66
6100	* VCWPD ADMIN	21.05	.0028923149	21.05	.0028923149	.17	21.22
6120	* VCWPD ZONE 2	214.50	.0294883784	214.50	.0294883784	1.75	216.25
7770	UNITED WTR CONS DIST	73.18	.0100618684	73.18	.0100618684	.60	73.78
8031	CITY OXNARD DIST #1	1,619.77	.2226795666	1,619.77	.2226795666	13.20	1,632.97
8600	CALLEGUAS MUN WTR	99.40	.0136675232	99.40	.0136675232	.81	100.21
TRA 03000	Totals:	7,273.97	1.0000000000	7,273.97	1.0000000000	59.27	7,333.24

*** Gross Assessed Valuation Information(Assessed valuations Minus Local Exemptions) ***

	Prior Year A/V	Transfers	Current Year AVI	A/V
Secured	572,287			578,214
Unsecured				
State Assessed				
	572,287		5,927	578,214

Fund NO.	Description	Prior Year Allocation	Prior Year Factor	Adjusted Prior Year Allocation	Adjusted Prior Year Factor	Annual Tax Increment	Current Year Allocation
1031	EL SCH GEN OXNARD	7,865,007.67	.1942135226	7,865,007.67	.1942135226	305,522.39	8,170,530.06
2007	HI SCH GEN OXNARD	5,544,287.52	.1369071276	5,544,287.52	.1369071276	215,372.20	5,759,659.72
2015	VTA COM COLLEGE GEN	2,252,399.26	.0556193220	2,252,399.26	.0556193220	87,496.22	2,339,895.48
2019	VTA COLLEGE CHILD CTR	11,646.24	.0002875848	11,646.24	.0002875848	452.41	12,098.65
4001	COUNTY GENERAL FUND	8,223,355.51	.2030623378	8,223,355.51	.2030623378	319,442.67	8,542,798.18
4002	ERAF 92-93 SHIFT	2,313,394.82	.0571255078	2,313,394.82	.0571255078	89,865.64	2,403,260.46
4004	ERAF 93-94 SHIFT	4,812,680.78	.1188412939	4,812,680.78	.1188412939	186,952.36	4,999,633.14
4005	VENTURA CO OFFICE EDUC	658,582.34	.0162626155	658,582.34	.0162626155	25,583.15	684,165.49
6100	* VCWPD ADMIN	101,529.09	.0025070952	101,529.09	.0025070952	3,943.98	105,473.07
6120	* VCWPD ZONE 2	999,734.35	.0246868073	999,734.35	.0246868073	38,835.46	1,038,569.81
7770	UNITED WTR CONS DIST	256,282.01	.0063284657	256,282.01	.0063284657	9,955.48	266,237.49
8031	CITY OXNARD DIST #1	7,122,267.03	.1758727551	7,122,267.03	.1758727551	276,670.05	7,398,937.08
8600	CALLEGUAS MUN WTR	335,538.07	.0082855647	335,538.07	.0082855647	13,034.24	348,572.31
TRA 03001	Totals:	40,496,704.69	1.0000000000	40,496,704.69	1.0000000000	1,573,126.25	42,069,830.94

*** Gross Assessed Valuation Information(Assessed valuations Minus Local Exemptions) ***

	Prior Year A/V	Transfers	Current Year AVI	A/V
Secured	4,004,442,218		4,160,362,386	
Unsecured	72,266,537		73,659,624	
State Assessed	37,668		37,038	
	4,076,746,423		157,312,625	4,234,059,048

Fund NO.	Description	Prior Year Allocation	Prior Year Factor	Adjusted Prior Year Allocation	Adjusted Prior Year Factor	Annual Tax Increment	Current Year Allocation
1031	EL SCH GEN OXNARD	54.31	.1928975076	54.31	.1928975076	23.20-	31.11
2007	HI SCH GEN OXNARD	30.90	.1097482812	30.90	.1097482812	13.20-	17.70
2015	VTA COM COLLEGE GEN	12.30	.0436906887	12.30	.0436906887	5.25-	7.05
2019	VTA COLLEGE CHILD CTR	.06	.0002302276	.06	.0002302276	.03-	.03
4001	COUNTY GENERAL FUND	90.37	.3208712543	90.37	.3208712543	38.58-	51.79
4002	ERAF 92-93 SHIFT	13.19	.0468533457	13.19	.0468533457	5.64-	7.55
4004	ERAF 93-94 SHIFT	27.12	.0963360675	27.12	.0963360675	11.59-	15.53
4005	VENTURA CO OFFICE EDUC	3.67	.0130357198	3.67	.0130357198	1.57-	2.10
6100	* VCWPD ADMIN	.57	.0020086029	.57	.0020086029	.24-	.33
6120	* VCWPD ZONE 2	5.57	.0197943815	5.57	.0197943815	2.38-	3.19
7735	OXNARD DRAIN #1	.86	.0030717272	.86	.0030717272	.37-	.49
7770	UNITED WTR CONS DIST	1.44	.0051300984	1.44	.0051300984	.62-	.82
8031	CITY OXNARD DIST #1	39.24	.1393658765	39.24	.1393658765	16.76-	22.48
8600	CALLEGUAS MUN WTR	1.96	.0069662211	1.96	.0069662211	.84-	1.12
TRA 03002	Totals:	281.56	1.0000000000	281.56	1.0000000000	120.27-	161.29

*** Gross Assessed Valuation Information(Assessed valuations Minus Local Exemptions) ***

	Prior Year A/V	Transfers	Current Year AVI	A/V
Secured	538,468			544,041
Unsecured	17,600			
State Assessed				
	556,068		12,027-	544,041

Fund NO.	Description	Prior Year Allocation	Prior Year Factor	Adjusted Prior Year Allocation	Adjusted Prior Year Factor	Annual Tax Increment	Current Year Allocation
1029	EL SCH GEN OCN VIEW	131.62	.1870912599	131.62	.1870912599	129.52-	2.10
2007	HI SCH GEN OXNARD	99.89	.1420038648	99.89	.1420038648	98.31-	1.58
2015	VTA COM COLLEGE GEN	40.57	.0576213620	40.57	.0576213620	39.89-	.68
2019	VTA COLLEGE CHILD CTR	.12	.0002342331	.12	.0002342331	.16-	.04-
4001	COUNTY GENERAL FUND	136.06	.1935376281	136.06	.1935376281	133.98-	2.08
4002	ERAF 92-93 SHIFT	36.68	.0536521797	36.68	.0536521797	37.14-	.46-
4004	ERAF 93-94 SHIFT	83.30	.1180655063	83.30	.1180655063	81.73-	1.57
4005	VENTURA CO OFFICE EDUC	17.82	.0253147628	17.82	.0253147628	17.52-	.30
6100	* VCWPD ADMIN	1.81	.0025684219	1.81	.0025684219	1.78-	.03
6120	* VCWPD ZONE 2	18.00	.0255753329	18.00	.0255753329	17.71-	.29
7770	UNITED WTR CONS DIST	4.49	.0063493883	4.49	.0063493883	4.40-	.09
8031	CITY OXNARD DIST #1	133.22	.1879860602	133.22	.1879860602	130.14-	3.08
TRA 03003	Totals:	703.58	1.0000000000	703.58	1.0000000000	692.28-	11.30

*** Gross Assessed Valuation Information(Assessed valuations Minus Local Exemptions) ***

	Prior Year A/V	Transfers	Current Year AVI	A/V
Secured				
Unsecured	69,228			
State Assessed				
	69,228		69,228-	

Fund NO.	Description	Prior Year Allocation	Prior Year Factor	Adjusted Prior Year Allocation	Adjusted Prior Year Factor	Annual Tax Increment	Current Year Allocation
1015	EL SCH GEN PT HUE		.1894610206		.1894610206		
2007	HI SCH GEN OXNARD		.1356850494		.1356850494		
2015	VTA COM COLLEGE GEN		.0551244081		.0551244081		
2019	VTA COLLEGE CHILD CTR		.0002848923		.0002848923		
4001	COUNTY GENERAL FUND		.2030781660		.2030781660		
4002	ERAF 92-93 SHIFT		.0575335994		.0575335994		
4004	ERAF 93-94 SHIFT		.1195940382		.1195940382		
4005	VENTURA CO OFFICE EDUC		.0247796583		.0247796583		
6100	* VCWPD ADMIN		.0024846862		.0024846862		
6120	* VCWPD ZONE 2		.0244847404		.0244847404		
7770	UNITED WTR CONS DIST		.0062852503		.0062852503		
8031	CITY OXNARD DIST #1		.1726532538		.1726532538		
8600	CALLEGUAS MUN WTR		.0085512370		.0085512370		
TRA 03004	Totals:		1.0000000000		1.0000000000		

Fund NO.	Description	Prior Year Allocation	Prior Year Factor	Adjusted Prior Year Allocation	Adjusted Prior Year Factor	Annual Tax Increment	Current Year Allocation
1015	EL SCH GEN PT HUE	1,129,831.17	.1889279390	1,129,831.17	.1889279390	34,130.00	1,163,961.17
2007	HI SCH GEN OXNARD	809,123.31	.1352998605	809,123.31	.1352998605	24,442.04	833,565.35
2015	VTA COM COLLEGE GEN	328,720.96	.0549680124	328,720.96	.0549680124	9,930.02	338,650.98
2019	VTA COLLEGE CHILD CTR	1,699.56	.0002841966	1,699.56	.0002841966	51.34	1,750.90
4001	COUNTY GENERAL FUND	1,210,988.48	.2024988935	1,210,988.48	.2024988935	36,581.62	1,247,570.10
4002	ERAF 92-93 SHIFT	344,628.04	.0576279610	344,628.04	.0576279610	10,410.54	355,038.58
4004	ERAF 93-94 SHIFT	715,524.63	.1196484901	715,524.63	.1196484901	21,614.61	737,139.24
4005	VENTURA CO OFFICE EDUC	147,685.26	.0246956102	147,685.26	.0246956102	4,461.28	152,146.54
6100	* VCWPD ADMIN	14,816.68	.0024776145	14,816.68	.0024776145	447.58	15,264.26
6120	* VCWPD ZONE 2	146,008.43	.0244152152	146,008.43	.0244152152	4,410.63	150,419.06
7770	UNITED WTR CONS DIST	37,505.31	.0062715589	37,505.31	.0062715589	1,132.96	38,638.27
8031	CITY OXNARD DIST #1	1,042,720.53	.1743614872	1,042,720.53	.1743614872	31,498.56	1,074,219.09
8600	CALLEGUAS MUN WTR	50,970.40	.0085231609	50,970.40	.0085231609	1,539.72	52,510.12
TRA 03005	Totals:	5,980,222.76	1.0000000000	5,980,222.76	1.0000000000	180,650.90	6,160,873.66

*** Gross Assessed Valuation Information(Assessed valuations Minus Local Exemptions) ***

	Prior Year A/V	Transfers	Current Year AVI	A/V
Secured	600,639,839		618,794,029	
Unsecured	1,167,900		1,078,800	
State Assessed				
	601,807,739		18,065,090	619,872,829

Fund NO.	Description	Prior Year Allocation	Prior Year Factor	Adjusted Prior Year Allocation	Adjusted Prior Year Factor	Annual Tax Increment	Current Year Allocation
1031	EL SCH GEN OXNARD		.1606902192		.1606902192		
2007	HI SCH GEN OXNARD		.1219999131		.1219999131		
2015	VTA COM COLLEGE GEN		.0494999805		.0494999805		
2019	VTA COLLEGE CHILD CTR		.0001999891		.0001999891		
4001	COUNTY GENERAL FUND		.2731182897		.2731182897		
4002	ERAF 92-93 SHIFT		.0113807840		.0113807840		
4004	ERAF 93-94 SHIFT		.0992708465		.0992708465		
4005	VENTURA CO OFFICE EDUC		.0113807840		.0113807840		
6100	* VCWPD ADMIN		.0022231693		.0022231693		
6120	* VCWPD ZONE 2		.0220013132		.0220013132		
7770	UNITED WTR CONS DIST		.0059092532		.0059092532		
8034	CITY OXNARD DIST #4		.2423254582		.2423254582		
TRA 03006 Totals:			1.000000000		1.000000000		

No Taxable Parcels Within TRA=03006

Fund NO.	Description	Prior Year Allocation	Prior Year Factor	Adjusted Prior Year Allocation	Adjusted Prior Year Factor	Annual Tax Increment	Current Year Allocation
1031	EL SCH GEN OXNARD	309,564.97	.1930237843	309,564.97	.1930237843	1,694.36	311,259.33
2007	HI SCH GEN OXNARD	218,221.55	.1360682040	218,221.55	.1360682040	1,194.41	219,415.96
2015	VTA COM COLLEGE GEN	88,730.72	.0553264796	88,730.72	.0553264796	485.66	89,216.38
2019	VTA COLLEGE CHILD CTR	458.33	.0002857842	458.33	.0002857842	2.51	460.84
4001	COUNTY GENERAL FUND	326,240.87	.2034217471	326,240.87	.2034217471	1,785.62	328,026.49
4002	ERAF 92-93 SHIFT	92,898.68	.0579253391	92,898.68	.0579253391	508.47	93,407.15
4004	ERAF 93-94 SHIFT	193,046.40	.1203706835	193,046.40	.1203706835	1,056.61	194,103.01
4005	VENTURA CO OFFICE EDUC	25,920.91	.0161625245	25,920.91	.0161625245	141.87	26,062.78
6100	* VCWPD ADMIN	3,996.17	.0024917408	3,996.17	.0024917408	21.87	4,018.04
6120	* VCWPD ZONE 2	39,379.43	.0245543539	39,379.43	.0245543539	215.54	39,594.97
7770	UNITED WTR CONS DIST	10,115.79	.0063075162	10,115.79	.0063075162	55.37	10,171.16
8031	CITY OXNARD DIST #1	281,444.17	.1754895589	281,444.17	.1754895589	1,540.45	282,984.62
8600	CALLEGUAS MUN WTR	13,747.94	.0085722839	13,747.94	.0085722839	75.25	13,823.19
TRA 03007	Totals:	1,603,765.93	1.0000000000	1,603,765.93	1.0000000000	8,777.99	1,612,543.92

*** Gross Assessed Valuation Information(Assessed valuations Minus Local Exemptions) ***

	Prior Year A/V	Current Year AVI	
Secured	130,658,072	133,956,761	Transfers
Unsecured	36,417,050	33,996,160	
State Assessed			
	167,075,122	167,952,921	
		877,799	

Fund NO.	Description	Prior Year Allocation	Prior Year Factor	Adjusted Prior Year Allocation	Adjusted Prior Year Factor	Annual Tax Increment	Current Year Allocation
1031	EL SCH GEN OXNARD		.1935844054		.1935844054		
2007	HI SCH GEN OXNARD		.1364776878		.1364776878		
2015	VTA COM COLLEGE GEN		.0554390980		.0554390980		
2019	VTA COLLEGE CHILD CTR		.0002858504		.0002858504		
4001	COUNTY GENERAL FUND		.2042505098		.2042505098		
4002	ERAF 92-93 SHIFT		.0578685879		.0578685879		
4004	ERAF 93-94 SHIFT		.1202919341		.1202919341		
4005	VENTURA CO OFFICE EDUC		.0161254856		.0161254856		
6100	* VCWPD ADMIN		.0025027227		.0025027227		
6120	* VCWPD ZONE 2		.0246146907		.0246146907		
7770	UNITED WTR CONS DIST		.0063193056		.0063193056		
8031	CITY OXNARD DIST #1		.1736479573		.1736479573		
8600	CALLEGUAS MUN WTR		.0085917647		.0085917647		
TRA 03008	Totals:		1.0000000000		1.0000000000		

Fund NO.	Description	Prior Year Allocation	Prior Year Factor	Adjusted Prior Year Allocation	Adjusted Prior Year Factor	Annual Tax Increment	Current Year Allocation
1031	EL SCH GEN OXNARD		.1935875704		.1935875704		
2007	HI SCH GEN OXNARD		.1364974574		.1364974574		
2015	VTA COM COLLEGE GEN		.0553950466		.0553950466		
2019	VTA COLLEGE CHILD CTR		.0002950925		.0002950925		
4001	COUNTY GENERAL FUND		.2227015380		.2227015380		
4002	ERAF 92-93 SHIFT		.0588538057		.0588538057		
4004	ERAF 93-94 SHIFT		.1232320182		.1232320182		
4005	VENTURA CO OFFICE EDUC		.0044950143		.0044950143		
6100	* VCWPD ADMIN		.0024842674		.0024842674		
6140	* VCWPD ZONE 4		.0187967087		.0187967087		
8031	CITY OXNARD DIST #1		.1750900718		.1750900718		
8600	CALLEGUAS MUN WTR		.0085714090		.0085714090		
TRA 03009	Totals:		1.0000000000		1.0000000000		

Fund NO.	Description	Prior Year Allocation	Prior Year Factor	Adjusted Prior Year Allocation	Adjusted Prior Year Factor	Annual Tax Increment	Current Year Allocation
1029	EL SCH GEN OCN VIEW		.1807693039		.1807693039		
2007	HI SCH GEN OXNARD		.1371557313		.1371557313		
2015	VTA COM COLLEGE GEN		.0557267001		.0557267001		
2019	VTA COLLEGE CHILD CTR		.0002758748		.0002758748		
4001	COUNTY GENERAL FUND	.01	.3193523713	.01	.3193523713		.01
4005	VENTURA CO OFFICE EDUC		.0249398904		.0249398904		
6100	* VCWPD ADMIN		.0029192330		.0029192330		
6120	* VCWPD ZONE 2		.0297945013		.0297945013		
7770	UNITED WTR CONS DIST		.0101608918		.0101608918		
8031	CITY OXNARD DIST #1		.2250886287		.2250886287		
8600	CALLEGUAS MUN WTR		.0138168734		.0138168734		
=====							
TRA 03010	Totals:	.01	1.0000000000	.01	1.0000000000		.01

Fund NO.	Description	Prior Year Allocation	Prior Year Factor	Adjusted Prior Year Allocation	Adjusted Prior Year Factor	Annual Tax Increment	Current Year Allocation
1029	EL SCH GEN OCN VIEW	.97-	.1802256717	.97-	.1802256717	95.70	94.73
2007	HI SCH GEN OXNARD	.71-	.1367531227	.71-	.1367531227	72.62	71.91
2015	VTA COM COLLEGE GEN	.30-	.0555570460	.30-	.0555570460	29.50	29.20
2019	VTA COLLEGE CHILD CTR	.01-	.0002870541	.01-	.0002870541	.15	.14
4001	COUNTY GENERAL FUND	1.14-	.2046469349	1.14-	.2046469349	108.67	107.53
4002	ERAF 92-93 SHIFT	1.70-	.0582323486	1.70-	.0582323486	30.92	29.22
4004	ERAF 93-94 SHIFT	.43-	.1209347495	.43-	.1209347495	64.22	63.79
4005	VENTURA CO OFFICE EDUC	.12-	.0249550686	.12-	.0249550686	13.25	13.13
6100	* VCWPD ADMIN	.04-	.0024922285	.04-	.0024922285	1.32	1.28
6120	* VCWPD ZONE 2	.14-	.0246677029	.14-	.0246677029	13.10	12.96
7770	UNITED WTR CONS DIST	.14	.0063497225	.14	.0063497225	3.37	3.51
8031	CITY OXNARD DIST #1	.05	.1762693437	.05	.1762693437	93.60	93.65
8600	CALLEGUAS MUN WTR	.16	.0086290063	.16	.0086290063	4.58	4.74
TRA 03011	Totals:	5.21-	1.0000000000	5.21-	1.0000000000	531.00	525.79

*** Gross Assessed Valuation Information(Assessed valuations Minus Local Exemptions) ***

	Prior Year A/V	Transfers	Current Year AVI	A/V
Secured				
Unsecured				53,100
State Assessed				
			53,100	53,100

Fund NO.	Description	Prior Year Allocation	Prior Year Factor	Adjusted Prior Year Allocation	Adjusted Prior Year Factor	Annual Tax Increment	Current Year Allocation
1015	EL SCH GEN PT HUE		.1894765783		.1894765783		
2007	HI SCH GEN OXNARD		.1356919082		.1356919082		
2015	VTA COM COLLEGE GEN		.0551238716		.0551238716		
2019	VTA COLLEGE CHILD CTR		.0002782472		.0002782472		
4001	COUNTY GENERAL FUND		.0062854074		.0062854074		
4002	ERAF 92-93 SHIFT		.0575277824		.0575277824		
4004	ERAF 93-94 SHIFT		.1196145632		.1196145632		
4005	VENTURA CO OFFICE EDUC		.0247132243		.0247132243		
6100	* VCWPD ADMIN		.0024745195		.0024745195		
6120	* VCWPD ZONE 2		.0244766423		.0244766423		
7770	UNITED WTR CONS DIST		.2031090755		.2031090755		
8031	CITY OXNARD DIST #1		.1726792588		.1726792588		
8600	CALLEGUAS MUN WTR		.0085489213		.0085489213		
TRA 03012	Totals:		1.0000000000		1.0000000000		

No Taxable Parcels Within TRA=03012

Fund NO.	Description	Prior Year Allocation	Prior Year Factor	Adjusted Prior Year Allocation	Adjusted Prior Year Factor	Annual Tax Increment	Current Year Allocation
1037	EL SCH GEN RIO	41,379.63	.1848080466	41,379.63	.1848080466	173,137.39	214,517.02
2007	HI SCH GEN OXNARD	29,169.71	.1302767965	29,169.71	.1302767965	122,049.80	151,219.51
2015	VTA COM COLLEGE GEN	11,850.70	.0529272027	11,850.70	.0529272027	49,584.84	61,435.54
2019	VTA COLLEGE CHILD CTR	61.26	.0002735088	61.26	.0002735088	256.24	317.50
4001	COUNTY GENERAL FUND	50,175.62	.2240842554	50,175.62	.2240842554	209,933.29	260,108.91
4002	ERAF 92-93 SHIFT	13,111.52	.0584911846	13,111.52	.0584911846	54,797.46	67,908.98
4004	ERAF 93-94 SHIFT	28,577.20	.1276386035	28,577.20	.1276386035	119,578.21	148,155.41
4005	VENTURA CO OFFICE EDUC	3,464.57	.0154733838	3,464.57	.0154733838	14,496.24	17,960.81
6100	* VCWPD ADMIN	534.16	.0023856267	534.16	.0023856267	2,234.97	2,769.13
6120	* VCWPD ZONE 2	5,263.77	.0235087354	5,263.77	.0235087354	22,024.15	27,287.92
7770	UNITED WTR CONS DIST	1,372.03	.0061375579	1,372.03	.0061375579	5,749.97	7,122.00
8031	CITY OXNARD DIST #1	37,109.74	.1657847148	37,109.74	.1657847148	155,315.38	192,425.12
8600	CALLEGUAS MUN WTR	1,836.15	.0082103833	1,836.15	.0082103833	7,691.90	9,528.05
TRA 03014	Totals:	223,906.06	1.0000000000	223,906.06	1.0000000000	936,849.84	1,160,755.90

*** Gross Assessed Valuation Information(Assessed valuations Minus Local Exemptions) ***

	Prior Year A/V	Transfers	Current Year AVI	A/V
Secured	22,417,203			116,102,187
Unsecured				
State Assessed				
	22,417,203		93,684,984	116,102,187

Fund NO.	Description	Prior Year Allocation	Prior Year Factor	Adjusted Prior Year Allocation	Adjusted Prior Year Factor	Annual Tax Increment	Current Year Allocation
1029	EL SCH GEN OCN VIEW		.1833712984		.1833712984		
2007	HI SCH GEN OXNARD		.1383975026		.1383975026		
2015	VTA COM COLLEGE GEN		.0561914672		.0561914672		
4001	COUNTY GENERAL FUND		.3297548698		.3297548698		
4005	VENTURA CO OFFICE EDUC		.0136674260		.0136674260		
6100	* VCWPD ADMIN		.0011389522		.0011389522		
6120	* VCWPD ZONE 2		.0284494514		.0284494514		
7770	UNITED WTR CONS DIST		.0090933528		.0090933528		
8031	CITY OXNARD DIST #1		.2251597424		.2251597424		
8600	CALLEGUAS MUN WTR		.0147759372		.0147759372		
TRA 03015 Totals:			1.0000000000		1.0000000000		

Fund NO.	Description	Prior Year Allocation	Prior Year Factor	Adjusted Prior Year Allocation	Adjusted Prior Year Factor	Annual Tax Increment	Current Year Allocation
1031	EL SCH GEN OXNARD	140,653.67	.1935728756	140,653.67	.1935728756	3,947.12	144,600.79
2007	HI SCH GEN OXNARD	99,150.89	.1364551876	99,150.89	.1364551876	2,782.44	101,933.33
2015	VTA COM COLLEGE GEN	40,281.87	.0554374140	40,281.87	.0554374140	1,130.42	41,412.29
2019	VTA COLLEGE CHILD CTR	207.97	.0002862000	207.97	.0002862000	5.84	213.81
4001	COUNTY GENERAL FUND	148,392.63	.2042252663	148,392.63	.2042252663	4,164.33	152,556.96
4002	ERAF 92-93 SHIFT	42,030.19	.0578602603	42,030.19	.0578602603	1,179.82	43,210.01
4004	ERAF 93-94 SHIFT	87,394.47	.1202733837	87,394.47	.1202733837	2,452.48	89,846.95
4005	VENTURA CO OFFICE EDUC	11,776.31	.0162070374	11,776.31	.0162070374	330.48	12,106.79
6100	* VCWPD ADMIN	1,815.51	.0024985930	1,815.51	.0024985930	50.95	1,866.46
6120	* VCWPD ZONE 2	17,891.99	.0246236929	17,891.99	.0246236929	502.10	18,394.09
7770	UNITED WTR CONS DIST	4,594.34	.0063211432	4,594.34	.0063211432	128.89	4,723.23
8031	CITY OXNARD DIST #1	126,178.30	.1736394070	126,178.30	.1736394070	3,540.66	129,718.96
8600	CALLEGUAS MUN WTR	6,250.42	.0085995390	6,250.42	.0085995390	175.35	6,425.77
TRA 03016	Totals:	726,618.56	1.0000000000	726,618.56	1.0000000000	20,390.88	747,009.44

*** Gross Assessed Valuation Information(Assessed valuations Minus Local Exemptions) ***

	Prior Year A/V	Transfers	Current Year AVI	A/V
Secured	72,728,915		74,768,003	
Unsecured	11,000		11,000	
State Assessed				
	72,739,915		2,039,088	74,779,003

Fund NO.	Description	Prior Year Allocation	Prior Year Factor	Adjusted Prior Year Allocation	Adjusted Prior Year Factor	Annual Tax Increment	Current Year Allocation
1015	EL SCH GEN PT HUE	27,030.26	.1952862703	27,030.26	.1952862703	728.38	27,758.64
2007	HI SCH GEN OXNARD	19,358.11	.1398569911	19,358.11	.1398569911	521.64	19,879.75
2015	VTA COM COLLEGE GEN	7,864.54	.0568191212	7,864.54	.0568191212	211.92	8,076.46
2019	VTA COLLEGE CHILD CTR	40.65	.0002937897	40.65	.0002937897	1.10	41.75
4001	COUNTY GENERAL FUND	26,395.32	.1906966684	26,395.32	.1906966684	711.24	27,106.56
4002	ERAF 92-93 SHIFT	7,355.92	.0531278239	7,355.92	.0531278239	198.16	7,554.08
4004	ERAF 93-94 SHIFT	16,167.97	.1168122416	16,167.97	.1168122416	435.69	16,603.66
4005	VENTURA CO OFFICE EDUC	3,516.05	.0254024383	3,516.05	.0254024383	94.75	3,610.80
6100	* VCWPD ADMIN	354.46	.0025607917	354.46	.0025607917	9.55	364.01
6120	* VCWPD ZONE 2	3,493.15	.0252370644	3,493.15	.0252370644	94.13	3,587.28
7770	UNITED WTR CONS DIST	868.98	.0062788048	868.98	.0062788048	23.42	892.40
8031	CITY OXNARD DIST #1	25,968.18	.1876279946	25,968.18	.1876279946	699.81	26,667.99
TRA 03017	Totals:	138,413.59	1.0000000000	138,413.59	1.0000000000	3,729.79	142,143.38

*** Gross Assessed Valuation Information(Assessed valuations Minus Local Exemptions) ***

	Prior Year A/V	Transfers	Current Year AVI	A/V
Secured	13,886,576			14,259,555
Unsecured				
State Assessed				
	13,886,576		372,979	14,259,555

Fund NO.	Description	Prior Year Allocation	Prior Year Factor	Adjusted Prior Year Allocation	Adjusted Prior Year Factor	Annual Tax Increment	Current Year Allocation
1015	EL SCH GEN PT HUE	6,155.15	.1956623393	6,155.15	.1956623393	63.42	6,218.57
2007	HI SCH GEN OXNARD	4,407.15	.1400970974	4,407.15	.1400970974	45.41	4,452.56
2015	VTA COM COLLEGE GEN	1,790.48	.0569172499	1,790.48	.0569172499	18.45	1,808.93
2019	VTA COLLEGE CHILD CTR	9.20	.0002928036	9.20	.0002928036	.09	9.29
4001	COUNTY GENERAL FUND	5,690.62	.1809047062	5,690.62	.1809047062	58.64	5,749.26
4002	ERAF 92-93 SHIFT	1,796.85	.0572015580	1,796.85	.0572015580	18.54	1,815.39
4004	ERAF 93-94 SHIFT	3,541.11	.1125561836	3,541.11	.1125561836	36.48	3,577.59
4005	VENTURA CO OFFICE EDUC	797.09	.0253381040	797.09	.0253381040	8.21	805.30
6100	* VCWPD ADMIN	80.62	.0025628781	80.62	.0025628781	.83	81.45
6120	* VCWPD ZONE 2	795.24	.0252800786	795.24	.0252800786	8.19	803.43
7770	UNITED WTR CONS DIST	202.06	.0064168856	202.06	.0064168856	2.08	204.14
8031	CITY OXNARD DIST #1	5,914.12	.1879426153	5,914.12	.1879426153	60.91	5,975.03
8600	CALLEGUAS MUN WTR	278.06	.0088275004	278.06	.0088275004	2.86	280.92
TRA 03018	Totals:	31,457.75	1.0000000000	31,457.75	1.0000000000	324.11	31,781.86

*** Gross Assessed Valuation Information(Assessed valuations Minus Local Exemptions) ***

	Prior Year A/V	Transfers	Current Year AVI	A/V
Secured	3,129,741			3,162,152
Unsecured				
State Assessed				
	3,129,741		32,411	3,162,152

Fund NO.	Description	Prior Year Allocation	Prior Year Factor	Adjusted Prior Year Allocation	Adjusted Prior Year Factor	Annual Tax Increment	Current Year Allocation
1031	EL SCH GEN OXNARD	286,828.33	.2021522458	286,828.33	.2021522458	7,528.47	294,356.80
2007	HI SCH GEN OXNARD	202,193.79	.1425031211	202,193.79	.1425031211	5,307.04	207,500.83
2015	VTA COM COLLEGE GEN	82,144.37	.0578941028	82,144.37	.0578941028	2,156.07	84,300.44
2019	VTA COLLEGE CHILD CTR	423.29	.0002983275	423.29	.0002983275	11.11	434.40
4001	COUNTY GENERAL FUND	262,433.08	.1849588355	262,433.08	.1849588355	6,888.17	269,321.25
4002	ERAF 92-93 SHIFT	80,791.88	.0569408986	80,791.88	.0569408986	2,120.57	82,912.45
4004	ERAF 93-94 SHIFT	159,183.04	.1121897796	159,183.04	.1121897796	4,178.12	163,361.16
4005	VENTURA CO OFFICE EDUC	23,674.01	.0166850858	23,674.01	.0166850858	621.38	24,295.39
6100	* VCWPD ADMIN	3,624.89	.0025547657	3,624.89	.0025547657	95.14	3,720.03
6120	* VCWPD ZONE 2	35,723.68	.0251774989	35,723.68	.0251774989	937.65	36,661.33
7770	UNITED WTR CONS DIST	9,030.33	.0063644461	9,030.33	.0063644461	237.02	9,267.35
8031	CITY OXNARD DIST #1	262,077.05	.1847079199	262,077.05	.1847079199	6,878.81	268,955.86
8600	CALLEGUAS MUN WTR	10,745.09	.0075729727	10,745.09	.0075729727	282.03	11,027.12
TRA 03019	Totals:	1,418,872.83	1.0000000000	1,418,872.83	1.0000000000	37,241.58	1,456,114.41

*** Gross Assessed Valuation Information(Assessed valuations Minus Local Exemptions) ***

	Prior Year A/V	Transfers	Current Year AVI	A/V
Secured	141,843,792		145,567,950	
Unsecured	51,100		51,100	
State Assessed				
	141,894,892		3,724,158	145,619,050

Fund NO.	Description	Prior Year Allocation	Prior Year Factor	Adjusted Prior Year Allocation	Adjusted Prior Year Factor	Annual Tax Increment	Current Year Allocation
1037	EL SCH GEN RIO	.02	.2000000000	.02	.2000000000		.02
2007	HI SCH GEN OXNARD	.01	.1000000000	.01	.1000000000		.01
2015	VTA COM COLLEGE GEN	.01	.1000000000	.01	.1000000000		.01
4001	COUNTY GENERAL FUND	.02	.2000000000	.02	.2000000000		.02
4002	ERAF 92-93 SHIFT	.01	.1000000000	.01	.1000000000		.01
4004	ERAF 93-94 SHIFT	.01	.1000000000	.01	.1000000000		.01
8031	CITY OXNARD DIST #1	.02	.2000000000	.02	.2000000000		.02
TRA 03020	Totals:	.10	1.0000000000	.10	1.0000000000		.10

Fund NO.	Description	Prior Year Allocation	Prior Year Factor	Adjusted Prior Year Allocation	Adjusted Prior Year Factor	Annual Tax Increment	Current Year Allocation
1031	EL SCH GEN OXNARD	122,938.20	.1924407963	122,938.20	.1924407963	5,279.69	128,217.89
2007	HI SCH GEN OXNARD	86,662.04	.1356560670	86,662.04	.1356560670	3,721.78	90,383.82
2015	VTA COM COLLEGE GEN	35,207.72	.0551123155	35,207.72	.0551123155	1,512.03	36,719.75
2019	VTA COLLEGE CHILD CTR	182.02	.0002848960	182.02	.0002848960	7.82	189.84
4001	COUNTY GENERAL FUND	132,749.98	.2078203055	132,749.98	.2078203055	5,701.64	138,451.62
4002	ERAF 92-93 SHIFT	37,191.93	.0581624962	37,191.93	.0581624962	1,595.71	38,787.64
4004	ERAF 93-94 SHIFT	76,658.66	.1199725015	76,658.66	.1199725015	3,291.49	79,950.15
4005	VENTURA CO OFFICE EDUC	10,294.32	.0161141542	10,294.32	.0161141542	442.10	10,736.42
6100	* VCWPD ADMIN	1,585.97	.0024825803	1,585.97	.0024825803	68.11	1,654.08
6120	* VCWPD ZONE 2	15,637.91	.0244787500	15,637.91	.0244787500	671.58	16,309.49
7770	UNITED WTR CONS DIST	4,022.87	.0063042081	4,022.87	.0063042081	172.96	4,195.83
8031	CITY OXNARD DIST #1	110,249.60	.1726223820	110,249.60	.1726223820	4,735.96	114,985.56
8600	CALLEGUAS MUN WTR	5,455.23	.0085485474	5,455.23	.0085485474	234.53	5,689.76
TRA 03021	Totals:	638,836.45	1.0000000000	638,836.45	1.0000000000	27,435.40	666,271.85

*** Gross Assessed Valuation Information(Assessed valuations Minus Local Exemptions) ***

	Prior Year A/V	Transfers	Current Year AVI	A/V
Secured	63,863,301			66,634,741
Unsecured	27,900			
State Assessed				
	63,891,201		2,743,540	66,634,741

Fund NO.	Description	Prior Year Allocation	Prior Year Factor	Adjusted Prior Year Allocation	Adjusted Prior Year Factor	Annual Tax Increment	Current Year Allocation
1031	EL SCH GEN OXNARD		.1990243902		.1990243902		
2007	HI SCH GEN OXNARD		.1403195041		.1403195041		
2015	VTA COM COLLEGE GEN		.0569861707		.0569861707		
2019	VTA COLLEGE CHILD CTR		.0002384359		.0002384359		
4001	COUNTY GENERAL FUND		.2103827185		.2103827185		
4002	ERAF 92-93 SHIFT		.0553658537		.0553658537		
4004	ERAF 93-94 SHIFT		.1237804878		.1237804878		
4005	VENTURA CO OFFICE EDUC		.0159756098		.0159756098		
6100	* VCWPD ADMIN		.0025609756		.0025609756		
6140	* VCWPD ZONE 4		.0015853659		.0015853659		
7770	UNITED WTR CONS DIST		.0064634146		.0064634146		
8031	CITY OXNARD DIST #1		.1786585366		.1786585366		
8600	CALLEGUAS MUN WTR		.0086585366		.0086585366		
TRA 03022 Totals:			1.0000000000		1.0000000000		

No Taxable Parcels Within TRA=03022

Fund NO.	Description	Prior Year Allocation	Prior Year Factor	Adjusted Prior Year Allocation	Adjusted Prior Year Factor	Annual Tax Increment	Current Year Allocation
1037	EL SCH GEN RIO	7.24	.2011910865	7.24	.2011910865	47.47	54.71
2007	HI SCH GEN OXNARD	5.14	.1421436004	5.14	.1421436004	33.53	38.67
2015	VTA COM COLLEGE GEN	2.06	.0577443368	2.06	.0577443368	13.62	15.68
2019	VTA COLLEGE CHILD CTR	.01	.0002881613	.01	.0002881613	.07	.08
4001	COUNTY GENERAL FUND	6.69	.1836230797	6.69	.1836230797	43.34	50.03
4002	ERAF 92-93 SHIFT	1.93	.0526094247	1.93	.0526094247	12.41	14.34
4004	ERAF 93-94 SHIFT	4.12	.1138239549	4.12	.1138239549	26.85	30.97
4005	VENTURA CO OFFICE EDUC	.92	.0256585174	.92	.0256585174	6.05	6.97
6100	* VCWPD ADMIN	.11	.0025975919	.11	.0025975919	.61	.72
6120	* VCWPD ZONE 2	.91	.0256407454	.91	.0256407454	6.05	6.96
7770	UNITED WTR CONS DIST	.24	.0063360537	.24	.0063360537	1.49	1.73
8031	CITY OXNARD DIST #1	6.81	.1883434473	6.81	.1883434473	44.43	51.24
TRA 03023	Totals:	36.18	1.000000000	36.18	1.000000000	235.92	272.10

*** Gross Assessed Valuation Information(Assessed valuations Minus Local Exemptions) ***

	Prior Year A/V	Transfers	Current Year AVI	A/V
Secured				
Unsecured				23,592
State Assessed				
			23,592	23,592

Fund NO.	Description	Prior Year Allocation	Prior Year Factor	Adjusted Prior Year Allocation	Adjusted Prior Year Factor	Annual Tax Increment	Current Year Allocation
1037	EL SCH GEN RIO	4,835.76	.1923553108	4,835.76	.1923553108	1,919.04-	2,916.72
2007	HI SCH GEN OXNARD	3,416.21	.1358895634	3,416.21	.1358895634	1,355.70-	2,060.51
2015	VTA COM COLLEGE GEN	1,387.90	.0552074192	1,387.90	.0552074192	550.78-	837.12
2019	VTA COLLEGE CHILD CTR	7.14	.0002844572	7.14	.0002844572	2.84-	4.30
4001	COUNTY GENERAL FUND	5,023.34	.1998173746	5,023.34	.1998173746	1,993.49-	3,029.85
4002	ERAF 92-93 SHIFT	1,412.12	.0561709193	1,412.12	.0561709193	560.39-	851.73
4004	ERAF 93-94 SHIFT	3,011.03	.1197713082	3,011.03	.1197713082	1,194.90-	1,816.13
4005	VENTURA CO OFFICE EDUC	622.65	.0247670389	622.65	.0247670389	247.09-	375.56
6100	* VCWPD ADMIN	61.47	.0024450481	61.47	.0024450481	24.39-	37.08
6120	* VCWPD ZONE 2	605.65	.0240919468	605.65	.0240919468	240.35-	365.30
7770	UNITED WTR CONS DIST	154.27	.0061365721	154.27	.0061365721	61.22-	93.05
8031	CITY OXNARD DIST #1	4,270.43	.1698678805	4,270.43	.1698678805	1,694.69-	2,575.74
8600	CALLEGUAS MUN WTR	331.72	.0131951609	331.72	.0131951609	131.64-	200.08
TRA 03024	Totals:	25,139.69	1.0000000000	25,139.69	1.0000000000	9,976.52-	15,163.17

*** Gross Assessed Valuation Information(Assessed valuations Minus Local Exemptions) ***

	Prior Year A/V	Transfers	Current Year AVI	A/V
Secured	2,494,997			1,497,345
Unsecured	48,000			48,000
State Assessed				
	2,542,997		997,652-	1,545,345

Fund NO.	Description	Prior Year Allocation	Prior Year Factor	Adjusted Prior Year Allocation	Adjusted Prior Year Factor	Annual Tax Increment	Current Year Allocation
1031	EL SCH GEN OXNARD	257,196.18	.1930174471	257,196.18	.1930174471	11,437.76	268,633.94
2007	HI SCH GEN OXNARD	181,305.14	.1360636800	181,305.14	.1360636800	8,062.81	189,367.95
2015	VTA COM COLLEGE GEN	73,658.40	.0552782469	73,658.40	.0552782469	3,275.66	76,934.06
2019	VTA COLLEGE CHILD CTR	380.75	.0002857597	380.75	.0002857597	16.93	397.68
4001	COUNTY GENERAL FUND	271,349.21	.2036395996	271,349.21	.2036395996	12,067.19	283,416.40
4002	ERAF 92-93 SHIFT	77,179.74	.0579281488	77,179.74	.0579281488	3,432.69	80,612.43
4004	ERAF 93-94 SHIFT	160,338.88	.1203282010	160,338.88	.1203282010	7,130.37	167,469.25
4005	VENTURA CO OFFICE EDUC	21,535.19	.0161614505	21,535.19	.0161614505	957.69	22,492.88
6100	* VCWPD ADMIN	3,320.04	.0024915795	3,320.04	.0024915795	147.65	3,467.69
6120	* VCWPD ZONE 2	32,716.89	.0245529854	32,716.89	.0245529854	1,454.95	34,171.84
7770	UNITED WTR CONS DIST	8,408.77	.0063097283	8,408.77	.0063097283	373.90	8,782.67
8031	CITY OXNARD DIST #1	233,685.27	.1753681315	233,685.27	.1753681315	10,391.90	244,077.17
8600	CALLEGUAS MUN WTR	11,427.70	.0085750417	11,427.70	.0085750417	508.14	11,935.84
TRA 03025	Totals:	1,332,502.16	1.0000000000	1,332,502.16	1.0000000000	59,257.64	1,391,759.80

*** Gross Assessed Valuation Information(Assessed valuations Minus Local Exemptions) ***

	Prior Year A/V	Transfers	Current Year AVI	A/V
Secured	132,606,294		138,814,178	
Unsecured	1,081,550		799,430	
State Assessed				
	133,687,844		5,925,764	139,613,608

Fund NO.	Description	Prior Year Allocation	Prior Year Factor	Adjusted Prior Year Allocation	Adjusted Prior Year Factor	Annual Tax Increment	Current Year Allocation
1029	EL SCH GEN OCN VIEW	103,382.94	.1802178453	103,382.94	.1802178453	5,148.18	108,531.12
2007	HI SCH GEN OXNARD	78,447.22	.1367496934	78,447.22	.1367496934	3,906.45	82,353.67
2015	VTA COM COLLEGE GEN	31,870.58	.0555570231	31,870.58	.0555570231	1,587.06	33,457.64
2019	VTA COLLEGE CHILD CTR	164.77	.0002872158	164.77	.0002872158	8.20	172.97
4001	COUNTY GENERAL FUND	117,408.29	.2046662407	117,408.29	.2046662407	5,846.57	123,254.86
4002	ERAF 92-93 SHIFT	33,402.79	.0582201284	33,402.79	.0582201284	1,663.14	35,065.93
4004	ERAF 93-94 SHIFT	69,374.30	.1209347432	69,374.30	.1209347432	3,454.67	72,828.97
4005	VENTURA CO OFFICE EDUC	14,326.46	.0249739581	14,326.46	.0249739581	713.42	15,039.88
6100	* VCWPD ADMIN	1,436.59	.0025042381	1,436.59	.0025042381	71.54	1,508.13
6120	* VCWPD ZONE 2	14,156.02	.0246768860	14,156.02	.0246768860	704.93	14,860.95
7770	UNITED WTR CONS DIST	3,637.39	.0063415664	3,637.39	.0063415664	181.16	3,818.55
8031	CITY OXNARD DIST #1	101,104.81	.1762521056	101,104.81	.1762521056	5,034.89	106,139.70
8600	CALLEGUAS MUN WTR	4,943.31	.0086183559	4,943.31	.0086183559	246.20	5,189.51
TRA 03026	Totals:	573,655.47	1.0000000000	573,655.47	1.0000000000	28,566.41	602,221.88

*** Gross Assessed Valuation Information(Assessed valuations Minus Local Exemptions) ***

	Prior Year A/V	Transfers	Current Year AVI	A/V
Secured	59,417,814			62,274,455
Unsecured				
State Assessed				
	59,417,814		2,856,641	62,274,455

Fund NO.	Description	Prior Year Allocation	Prior Year Factor	Adjusted Prior Year Allocation	Adjusted Prior Year Factor	Annual Tax Increment	Current Year Allocation
1031	EL SCH GEN OXNARD	4,310.19	.2024584717	4,310.19	.2024584717	44.70	4,354.89
2007	HI SCH GEN OXNARD	3,038.35	.1427184628	3,038.35	.1427184628	31.51	3,069.86
2015	VTA COM COLLEGE GEN	1,234.40	.0579819907	1,234.40	.0579819907	12.80	1,247.20
2019	VTA COLLEGE CHILD CTR	6.36	.0002991782	6.36	.0002991782	.07	6.43
4001	COUNTY GENERAL FUND	3,924.98	.1843651175	3,924.98	.1843651175	40.71	3,965.69
4002	ERAF 92-93 SHIFT	1,206.71	.0566863251	1,206.71	.0566863251	12.52	1,219.23
4004	ERAF 93-94 SHIFT	2,380.64	.1118266151	2,380.64	.1118266151	24.69	2,405.33
4005	VENTURA CO OFFICE EDUC	356.19	.0167311452	356.19	.0167311452	3.69	359.88
6100	* VCWPD ADMIN	54.53	.0025613956	54.53	.0025613956	.57	55.10
6120	* VCWPD ZONE 2	536.73	.0252101025	536.73	.0252101025	5.57	542.30
7770	UNITED WTR CONS DIST	136.07	.0063912808	136.07	.0063912808	1.41	137.48
8031	CITY OXNARD DIST #1	3,941.92	.1851559634	3,941.92	.1851559634	40.88	3,982.80
8600	CALLEGUAS MUN WTR	162.11	.0076139514	162.11	.0076139514	1.68	163.79
TRA 03027	Totals:	21,289.18	1.0000000000	21,289.18	1.0000000000	220.80	21,509.98

*** Gross Assessed Valuation Information(Assessed valuations Minus Local Exemptions) ***

	Prior Year A/V	Transfers	Current Year AVI	A/V
Secured	2,131,945			2,154,025
Unsecured				
State Assessed				
	2,131,945		22,080	2,154,025

Fund NO.	Description	Prior Year Allocation	Prior Year Factor	Adjusted Prior Year Allocation	Adjusted Prior Year Factor	Annual Tax Increment	Current Year Allocation
1037	EL SCH GEN RIO	387,879.84	.1919570996	387,879.84	.1919570996	14,411.49	402,291.33
2007	HI SCH GEN OXNARD	274,022.86	.1356106476	274,022.86	.1356106476	10,181.19	284,204.05
2015	VTA COM COLLEGE GEN	111,326.79	.0550942988	111,326.79	.0550942988	4,136.29	115,463.08
2019	VTA COLLEGE CHILD CTR	575.54	.0002848330	575.54	.0002848330	21.38	596.92
4001	COUNTY GENERAL FUND	407,166.77	.2015019387	407,166.77	.2015019387	15,128.10	422,294.87
4002	ERAF 92-93 SHIFT	115,889.02	.0573521038	115,889.02	.0573521038	4,305.80	120,194.82
4004	ERAF 93-94 SHIFT	240,142.48	.1188436514	240,142.48	.1188436514	8,922.38	249,064.86
4005	VENTURA CO OFFICE EDUC	50,034.34	.0247614013	50,034.34	.0247614013	1,859.00	51,893.34
6100	* VCWPD ADMIN	5,009.67	.0024792250	5,009.67	.0024792250	186.13	5,195.80
6120	* VCWPD ZONE 2	49,367.45	.0244313733	49,367.45	.0244313733	1,834.22	51,201.67
7770	UNITED WTR CONS DIST	12,673.68	.0062720488	12,673.68	.0062720488	470.88	13,144.56
8031	CITY OXNARD DIST #1	349,049.08	.1727402268	349,049.08	.1727402268	12,968.75	362,017.83
8600	CALLEGUAS MUN WTR	17,521.43	.0086711519	17,521.43	.0086711519	651.00	18,172.43
TRA 03028	Totals:	2,020,658.95	1.0000000000	2,020,658.95	1.0000000000	75,076.61	2,095,735.56

*** Gross Assessed Valuation Information(Assessed valuations Minus Local Exemptions) ***

	Prior Year A/V	Transfers	Current Year AVI	A/V
Secured	197,485,153		205,159,424	
Unsecured	4,620,770		4,454,160	
State Assessed				
	202,105,923		7,507,661	209,613,584

Fund NO.	Description	Prior Year Allocation	Prior Year Factor	Adjusted Prior Year Allocation	Adjusted Prior Year Factor	Annual Tax Increment	Current Year Allocation
1015	EL SCH GEN PT HUE	6,559.90	.1894641790	6,559.90	.1894641790	76.01	6,635.91
2007	HI SCH GEN OXNARD	4,697.89	.1356852487	4,697.89	.1356852487	54.44	4,752.33
2015	VTA COM COLLEGE GEN	1,908.57	.0551241509	1,908.57	.0551241509	22.12	1,930.69
2019	VTA COLLEGE CHILD CTR	9.87	.0002845117	9.87	.0002845117	.11	9.98
4001	COUNTY GENERAL FUND	10,924.73	.3158695636	10,924.73	.3158695636	126.74	11,051.47
4002	ERAF 92-93 SHIFT	876.57		876.57			876.57
4004	ERAF 93-94 SHIFT	1,871.01		1,871.01			1,871.01
4005	VENTURA CO OFFICE EDUC	857.99	.0247803300	857.99	.0247803300	9.94	867.93
6100	* VCWPD ADMIN	100.08	.0028920072	100.08	.0028920072	1.16	101.24
6120	* VCWPD ZONE 2	1,020.68	.0294890979	1,020.68	.0294890979	11.83	1,032.51
7770	UNITED WTR CONS DIST	348.12	.0100626927	348.12	.0100626927	4.04	352.16
8031	CITY OXNARD DIST #1	7,706.35	.2226809552	7,706.35	.2226809552	89.34	7,795.69
8600	CALLEGUAS MUN WTR	472.82	.0136672631	472.82	.0136672631	5.48	478.30
TRA 03029	Totals:	37,354.58	1.0000000000	37,354.58	1.0000000000	401.21	37,755.79

*** Gross Assessed Valuation Information(Assessed valuations Minus Local Exemptions) ***

	Prior Year A/V	Transfers	Current Year AVI	A/V
Secured	3,872,940			3,913,061
Unsecured				
State Assessed				
	3,872,940		40,121	3,913,061

Fund NO.	Description	Prior Year Allocation	Prior Year Factor	Adjusted Prior Year Allocation	Adjusted Prior Year Factor	Annual Tax Increment	Current Year Allocation
1029	EL SCH GEN OCN VIEW	95,671.97	.1807385714	95,671.97	.1807385714	325,329.43	421,001.40
2007	HI SCH GEN OXNARD	72,596.19	.1371449576	72,596.19	.1371449576	246,860.92	319,457.11
2015	VTA COM COLLEGE GEN	29,493.52	.0557176167	29,493.52	.0557176167	100,291.71	129,785.23
2019	VTA COLLEGE CHILD CTR	152.49	.0002880693	152.49	.0002880693	518.52	671.01
4001	COUNTY GENERAL FUND	169,003.34	.3192725105	169,003.34	.3192725105	574,690.52	743,693.86
4002	ERAF 92-93 SHIFT	21,777.48		21,777.48			21,777.48
4004	ERAF 93-94 SHIFT	45,268.48		45,268.48			45,268.48
4005	VENTURA CO OFFICE EDUC	13,257.98	.0250462750	13,257.98	.0250462750	45,083.30	58,341.28
6100	* VCWPD ADMIN	1,547.63	.0029237253	1,547.63	.0029237253	5,262.71	6,810.34
6120	* VCWPD ZONE 2	15,777.87	.0298067241	15,777.87	.0298067241	53,652.10	69,429.97
7770	UNITED WTR CONS DIST	5,384.06	.0101712501	5,384.06	.0101712501	18,308.25	23,692.31
8031	CITY OXNARD DIST #1	119,141.31	.2250756227	119,141.31	.2250756227	405,136.12	524,277.43
8600	CALLEGUAS MUN WTR	7,312.65	.0138146773	7,312.65	.0138146773	24,866.42	32,179.07
TRA 03030	Totals:	596,384.97	1.0000000000	596,384.97	1.0000000000	1,800,000.00	2,396,384.97

*** Gross Assessed Valuation Information(Assessed valuations Minus Local Exemptions) ***

	Prior Year A/V	Transfers	Current Year AVI	A/V
Secured				
Unsecured				
State Assessed	59,760,940			239,760,940
	59,760,940		180,000,000	239,760,940

Fund NO.	Description	Prior Year Allocation	Prior Year Factor	Adjusted Prior Year Allocation	Adjusted Prior Year Factor	Annual Tax Increment	Current Year Allocation
1015	EL SCH GEN PT HUE		.1992187500		.1992187500		
2007	HI SCH GEN OXNARD		.1428571429		.1428571429		
2015	VTA COM COLLEGE GEN		.0561224490		.0561224490		
4001	COUNTY GENERAL FUND		.2202912415		.2202912415		
4002	ERAF 92-93 SHIFT		.0494791667		.0494791667		
4004	ERAF 93-94 SHIFT		.1302083333		.1302083333		
4005	VENTURA CO OFFICE EDUC		.0117187500		.0117187500		
6100	* VCWPD ADMIN		.0013020833		.0013020833		
6140	* VCWPD ZONE 4		.0013020833		.0013020833		
8031	CITY OXNARD DIST #1		.1796875000		.1796875000		
8600	CALLEGUAS MUN WTR		.0078125000		.0078125000		
TRA 03031 Totals:			1.0000000000		1.0000000000		

No Taxable Parcels Within TRA=03031

Fund NO.	Description	Prior Year Allocation	Prior Year Factor	Adjusted Prior Year Allocation	Adjusted Prior Year Factor	Annual Tax Increment	Current Year Allocation
1029	EL SCH GEN OCN VIEW	299.67	.1882183908	299.67	.1882183908		299.67
2007	HI SCH GEN OXNARD	226.94	.1425400989	226.94	.1425400989		226.94
2015	VTA COM COLLEGE GEN	92.19	.0579037627	92.19	.0579037627		92.19
2019	VTA COLLEGE CHILD CTR	.32	.0002017553	.32	.0002017553		.32
4001	COUNTY GENERAL FUND	337.20	.2118256475	337.20	.2118256475		337.20
4002	ERAF 92-93 SHIFT	77.78	.0488505747	77.78	.0488505747		77.78
4004	ERAF 93-94 SHIFT	199.02	.1250000000	199.02	.1250000000		199.02
4005	VENTURA CO OFFICE EDUC	43.48	.0272988506	43.48	.0272988506		43.48
6100	* VCWPD ADMIN	4.58	.0028735632	4.58	.0028735632		4.58
6140	* VCWPD ZONE 4	2.29	.0014367816	2.29	.0014367816		2.29
8031	CITY OXNARD DIST #1	294.91	.1852298850	294.91	.1852298850		294.91
8600	CALLEGUAS MUN WTR	13.73	.0086206897	13.73	.0086206897		13.73
TRA 03032	Totals:	1,592.11	1.0000000000	1,592.11	1.0000000000		1,592.11

*** Gross Assessed Valuation Information(Assessed valuations Minus Local Exemptions) ***

	Prior Year A/V	Transfers	Current Year AVI	A/V
Secured				
Unsecured				
State Assessed	159,488			159,488
	159,488			159,488

Fund NO.	Description	Prior Year Allocation	Prior Year Factor	Adjusted Prior Year Allocation	Adjusted Prior Year Factor	Annual Tax Increment	Current Year Allocation
1015	EL SCH GEN PT HUE	889,261.32	.1889206032	889,261.32	.1889206032	20,360.27	909,621.59
2007	HI SCH GEN OXNARD	636,856.51	.1352980405	636,856.51	.1352980405	14,581.28	651,437.79
2015	VTA COM COLLEGE GEN	258,734.24	.0549672267	258,734.24	.0549672267	5,923.90	264,658.14
2019	VTA COLLEGE CHILD CTR	1,337.49	.0002841456	1,337.49	.0002841456	30.62	1,368.11
4001	COUNTY GENERAL FUND	953,162.25	.2024961486	953,162.25	.2024961486	21,823.35	974,985.60
4002	ERAF 92-93 SHIFT	271,260.67	.0576284239	271,260.67	.0576284239	6,210.71	277,471.38
4004	ERAF 93-94 SHIFT	563,188.07	.1196474273	563,188.07	.1196474273	12,894.59	576,082.66
4005	VENTURA CO OFFICE EDUC	116,305.39	.0247086930	116,305.39	.0247086930	2,662.89	118,968.28
6100	* VCWPD ADMIN	11,662.17	.0024775894	11,662.17	.0024775894	267.01	11,929.18
6120	* VCWPD ZONE 2	114,922.37	.0244148737	114,922.37	.0244148737	2,631.23	117,553.60
7770	UNITED WTR CONS DIST	29,519.70	.0062713614	29,519.70	.0062713614	675.87	30,195.57
8031	CITY OXNARD DIST #1	820,735.65	.1743625550	820,735.65	.1743625550	18,791.33	839,526.98
8600	CALLEGUAS MUN WTR	40,117.89	.0085229117	40,117.89	.0085229117	918.53	41,036.42
TRA 03033	Totals:	4,707,063.72	1.0000000000	4,707,063.72	1.0000000000	107,771.58	4,814,835.30

*** Gross Assessed Valuation Information(Assessed valuations Minus Local Exemptions) ***

	Prior Year A/V	Transfers	Current Year AVI	A/V
Secured	472,688,642		483,521,980	
Unsecured	911,040		854,860	
State Assessed				
	473,599,682		10,777,158	484,376,840

Fund NO.	Description	Prior Year Allocation	Prior Year Factor	Adjusted Prior Year Allocation	Adjusted Prior Year Factor	Annual Tax Increment	Current Year Allocation
1031	EL SCH GEN OXNARD	182,876.94	.1932943961	182,876.94	.1932943961	5,154.47	188,031.41
2007	HI SCH GEN OXNARD	128,915.18	.1362587496	128,915.18	.1362587496	3,633.53	132,548.71
2015	VTA COM COLLEGE GEN	52,374.17	.0553576194	52,374.17	.0553576194	1,476.19	53,850.36
2019	VTA COLLEGE CHILD CTR	270.80	.0002862204	270.80	.0002862204	7.63	278.43
4001	COUNTY GENERAL FUND	193,815.07	.2048554251	193,815.07	.2048554251	5,462.75	199,277.82
4002	ERAF 92-93 SHIFT	54,762.07	.0578801910	54,762.07	.0578801910	1,543.46	56,305.53
4004	ERAF 93-94 SHIFT	114,012.09	.1205068819	114,012.09	.1205068819	3,213.49	117,225.58
4005	VENTURA CO OFFICE EDUC	15,312.62	.0161849077	15,312.62	.0161849077	431.59	15,744.21
6100	* VCWPD ADMIN	2,360.75	.0024952007	2,360.75	.0024952007	66.54	2,427.29
6120	* VCWPD ZONE 2	23,263.12	.0245882637	23,263.12	.0245882637	655.68	23,918.80
7770	UNITED WTR CONS DIST	5,974.64	.0063151521	5,974.64	.0063151521	168.40	6,143.04
8031	CITY OXNARD DIST #1	164,043.98	.1733895821	164,043.98	.1733895821	4,623.68	168,667.66
8600	CALLEGUAS MUN WTR	8,124.39	.0085874102	8,124.39	.0085874102	229.00	8,353.39
TRA 03034	Totals:	946,105.82	1.0000000000	946,105.82	1.0000000000	26,666.41	972,772.23

*** Gross Assessed Valuation Information(Assessed valuations Minus Local Exemptions) ***

	Prior Year A/V	Transfers	Current Year AVI	A/V
Secured	95,043,704		97,700,245	
Unsecured	278,100		288,200	
State Assessed				
	95,321,804		2,666,641	97,988,445

Fund NO.	Description	Prior Year Allocation	Prior Year Factor	Adjusted Prior Year Allocation	Adjusted Prior Year Factor	Annual Tax Increment	Current Year Allocation
1037	EL SCH GEN RIO	54,786.43	.2012059820	54,786.43	.2012059820	2,024.32	56,810.75
2007	HI SCH GEN OXNARD	38,705.09	.1421464966	38,705.09	.1421464966	1,430.13	40,135.22
2015	VTA COM COLLEGE GEN	15,724.39	.0577486313	15,724.39	.0577486313	581.01	16,305.40
2019	VTA COLLEGE CHILD CTR	80.78	.0002966775	80.78	.0002966775	2.98	83.76
4001	COUNTY GENERAL FUND	49,979.79	.1835533442	49,979.79	.1835533442	1,846.71	51,826.50
4002	ERAF 92-93 SHIFT	14,323.51	.0526025535	14,323.51	.0526025535	529.23	14,852.74
4004	ERAF 93-94 SHIFT	30,982.22	.1137840580	30,982.22	.1137840580	1,144.77	32,126.99
4005	VENTURA CO OFFICE EDUC	7,005.18	.0257268598	7,005.18	.0257268598	258.84	7,264.02
6100	* VCWPD ADMIN	708.44	.0026017738	708.44	.0026017738	26.18	734.62
6120	* VCWPD ZONE 2	6,984.14	.0256496719	6,984.14	.0256496719	258.06	7,242.20
7770	UNITED WTR CONS DIST	1,725.49	.0063369254	1,725.49	.0063369254	63.76	1,789.25
8031	CITY OXNARD DIST #1	51,284.76	.1883470260	51,284.76	.1883470260	1,894.95	53,179.71
TRA 03036	Totals:	272,290.22	1.0000000000	272,290.22	1.0000000000	10,060.94	282,351.16

*** Gross Assessed Valuation Information(Assessed valuations Minus Local Exemptions) ***

	Prior Year	Transfers	Current Year	AVI	State Assessed
Secured	27,317,845				28,323,939
Unsecured	25,500				25,500
State Assessed					
	27,343,345		1,006,094		28,349,439

Fund NO.	Description	Prior Year Allocation	Prior Year Factor	Adjusted Prior Year Allocation	Adjusted Prior Year Factor	Annual Tax Increment	Current Year Allocation
1031	EL SCH GEN OXNARD	28,341.40	.2024538414	28,341.40	.2024538414	2,425.95	30,767.35
2007	HI SCH GEN OXNARD	19,978.68	.1427157690	19,978.68	.1427157690	1,710.13	21,688.81
2015	VTA COM COLLEGE GEN	8,116.67	.0579804789	8,116.67	.0579804789	694.77	8,811.44
2019	VTA COLLEGE CHILD CTR	41.49	.0002963826	41.49	.0002963826	3.55	45.04
4001	COUNTY GENERAL FUND	25,033.86	.1788271746	25,033.86	.1788271746	2,142.84	27,176.70
4002	ERAF 92-93 SHIFT	7,446.76	.0531944389	7,446.76	.0531944389	637.42	8,084.18
4004	ERAF 93-94 SHIFT	16,083.46	.1148907302	16,083.46	.1148907302	1,376.71	17,460.17
4005	VENTURA CO OFFICE EDUC	2,339.43	.0167114891	2,339.43	.0167114891	200.25	2,539.68
6100	* VCWPD ADMIN	354.68	.0025336017	354.68	.0025336017	30.36	385.04
6120	* VCWPD ZONE 2	3,498.23	.0249892224	3,498.23	.0249892224	299.44	3,797.67
7770	UNITED WTR CONS DIST	865.93	.0061858125	865.93	.0061858125	74.12	940.05
8031	CITY OXNARD DIST #1	26,181.41	.1870241348	26,181.41	.1870241348	2,241.06	28,422.47
8600	CALLEGUAS MUN WTR	1,707.44	.0121969239	1,707.44	.0121969239	146.15	1,853.59
TRA 03037	Totals:	139,989.44	1.0000000000	139,989.44	1.0000000000	11,982.75	151,972.19

*** Gross Assessed Valuation Information(Assessed valuations Minus Local Exemptions) ***

	Prior Year A/V	Transfers	Current Year AVI	A/V
Secured	13,906,950			15,109,525
Unsecured	90,900			86,600
State Assessed				
	13,997,850		1,198,275	15,196,125

Fund NO.	Description	Prior Year Allocation	Prior Year Factor	Adjusted Prior Year Allocation	Adjusted Prior Year Factor	Annual Tax Increment	Current Year Allocation
1031	EL SCH GEN OXNARD	2,056,172.11	.1935612691	2,056,172.11	.1935612691	57,568.28	2,113,740.39
2007	HI SCH GEN OXNARD	1,449,455.78	.1364469920	1,449,455.78	.1364469920	40,581.56	1,490,037.34
2015	VTA COM COLLEGE GEN	588,867.65	.0554340607	588,867.65	.0554340607	16,486.99	605,354.64
2019	VTA COLLEGE CHILD CTR	3,044.47	.0002865960	3,044.47	.0002865960	85.24	3,129.71
4001	COUNTY GENERAL FUND	2,169,731.01	.2042512903	2,169,731.01	.2042512903	60,747.68	2,230,478.69
4002	ERAF 92-93 SHIFT	614,142.37	.0578133327	614,142.37	.0578133327	17,194.63	631,337.00
4004	ERAF 93-94 SHIFT	1,277,734.76	.1202817383	1,277,734.76	.1202817383	35,773.75	1,313,508.51
4005	VENTURA CO OFFICE EDUC	172,170.43	.0162075555	172,170.43	.0162075555	4,820.39	176,990.82
6100	* VCWPD ADMIN	26,542.50	.0024986223	26,542.50	.0024986223	743.13	27,285.63
6120	* VCWPD ZONE 2	261,558.06	.0246222131	261,558.06	.0246222131	7,323.05	268,881.11
7770	UNITED WTR CONS DIST	67,200.29	.0063260127	67,200.29	.0063260127	1,881.46	69,081.75
8031	CITY OXNARD DIST #1	1,844,803.49	.1736637244	1,844,803.49	.1736637244	51,650.43	1,896,453.92
8600	CALLEGUAS MUN WTR	91,426.53	.0086065929	91,426.53	.0086065929	2,559.74	93,986.27
TRA 03038	Totals:	10,622,849.45	1.0000000000	10,622,849.45	1.0000000000	297,416.33	10,920,265.78

*** Gross Assessed Valuation Information(Assessed valuations Minus Local Exemptions) ***

	Prior Year A/V	Transfers	Current Year AVI	A/V
Secured	1,057,939,694		1,086,191,327	
Unsecured	16,924,870		18,414,870	
State Assessed				
	1,074,864,564		29,741,633	1,104,606,197

Fund NO.	Description	Prior Year Allocation	Prior Year Factor	Adjusted Prior Year Allocation	Adjusted Prior Year Factor	Annual Tax Increment	Current Year Allocation
1031	EL SCH GEN OXNARD	4,860.56	.2012159839	4,860.56	.2012159839	2,773.28	7,633.84
2007	HI SCH GEN OXNARD	3,426.30	.1418415808	3,426.30	.1418415808	1,954.95	5,381.25
2015	VTA COM COLLEGE GEN	1,392.07	.0576273934	1,392.07	.0576273934	794.26	2,186.33
2019	VTA COLLEGE CHILD CTR	7.18	.0002965131	7.18	.0002965131	4.09	11.27
4001	COUNTY GENERAL FUND	5,120.85	.2121725753	5,120.85	.2121725753	2,924.30	8,045.15
4002	ERAF 92-93 SHIFT	1,219.38	.0517043631	1,219.38	.0517043631	712.62	1,932.00
4004	ERAF 93-94 SHIFT	3,022.07	.1249707801	3,022.07	.1249707801	1,722.42	4,744.49
4005	VENTURA CO OFFICE EDUC	406.70	.0168380815	406.70	.0168380815	232.07	638.77
6100	* VCWPD ADMIN	62.72	.0025967171	62.72	.0025967171	35.79	98.51
6140	* VCWPD ZONE 4	28.58	.0013008401	28.58	.0013008401	17.93	46.51
8031	CITY OXNARD DIST #1	4,380.90	.1804956184	4,380.90	.1804956184	2,487.70	6,868.60
8600	CALLEGUAS MUN WTR	220.37	.0089395532	220.37	.0089395532	123.21	343.58
TRA 03039	Totals:	24,147.68	1.0000000000	24,147.68	1.0000000000	13,782.62	37,930.30

*** Gross Assessed Valuation Information(Assessed valuations Minus Local Exemptions) ***

	Prior Year	Transfers	Current Year	AVI	A/V
Secured	1,431,209				2,832,456
Unsecured	1,143,005				1,120,020
State Assessed					
	2,574,214		1,378,262		3,952,476

Fund NO.	Description	Prior Year Allocation	Prior Year Factor	Adjusted Prior Year Allocation	Adjusted Prior Year Factor	Annual Tax Increment	Current Year Allocation
1031	EL SCH GEN OXNARD	61,965.99	.1932941870	61,965.99	.1932941870	815.34	62,781.33
2007	HI SCH GEN OXNARD	43,681.66	.1362586937	43,681.66	.1362586937	574.76	44,256.42
2015	VTA COM COLLEGE GEN	17,746.43	.0553575561	17,746.43	.0553575561	233.51	17,979.94
2019	VTA COLLEGE CHILD CTR	91.74	.0002861952	91.74	.0002861952	1.21	92.95
4001	COUNTY GENERAL FUND	65,465.34	.2048555681	65,465.34	.2048555681	864.10	66,329.44
4002	ERAF 92-93 SHIFT	16,522.25	.0578801724	16,522.25	.0578801724	244.15	16,766.40
4004	ERAF 93-94 SHIFT	38,902.07	.1205068764	38,902.07	.1205068764	508.31	39,410.38
4005	VENTURA CO OFFICE EDUC	5,188.66	.0161852196	5,188.66	.0161852196	68.27	5,256.93
6100	* VCWPD ADMIN	799.92	.0024951826	799.92	.0024951826	10.53	810.45
6120	* VCWPD ZONE 2	7,882.48	.0245882400	7,882.48	.0245882400	103.72	7,986.20
7770	UNITED WTR CONS DIST	2,242.98	.0063151744	2,242.98	.0063151744	26.64	2,269.62
8031	CITY OXNARD DIST #1	57,030.68	.1733895503	57,030.68	.1733895503	731.38	57,762.06
8600	CALLEGUAS MUN WTR	3,058.40	.0085873842	3,058.40	.0085873842	36.22	3,094.62
TRA 03040	Totals:	320,578.60	1.0000000000	320,578.60	1.0000000000	4,218.14	324,796.74

*** Gross Assessed Valuation Information(Assessed valuations Minus Local Exemptions) ***

	Prior Year A/V	Transfers	Current Year AVI	A/V
Secured	32,028,636			32,360,450
Unsecured	20,500			110,500
State Assessed				
	32,049,136		421,814	32,470,950

Fund NO.	Description	Prior Year Allocation	Prior Year Factor	Adjusted Prior Year Allocation	Adjusted Prior Year Factor	Annual Tax Increment	Current Year Allocation
1031	EL SCH GEN OXNARD		.2021902017		.2021902017		
2007	HI SCH GEN OXNARD		.1424665990		.1424665990		
2015	VTA COM COLLEGE GEN		.0577626879		.0577626879		
2019	VTA COLLEGE CHILD CTR		.0001763746		.0001763746		
4001	COUNTY GENERAL FUND		.3756662282		.3756662282		
4002	ERAF 92-93 SHIFT		.0534324745		.0534324745		
4004	ERAF 93-94 SHIFT		.1147297232		.1147297232		
4005	VENTURA CO OFFICE EDUC		.0164995923		.0164995923		
6100	* VCWPD ADMIN		.0025420883		.0025420883		
6120	* VCWPD ZONE 2		.0256127392		.0256127392		
7770	UNITED WTR CONS DIST		.0063792028		.0063792028		
8031	CITY OXNARD DIST #1		.0025420883		.0025420883		
TRA 03042	Totals:		1.000000000		1.000000000		

Fund NO.	Description	Prior Year Allocation	Prior Year Factor	Adjusted Prior Year Allocation	Adjusted Prior Year Factor	Annual Tax Increment	Current Year Allocation
1029	EL SCH GEN OCN VIEW	285,456.15	.1801668075	285,456.15	.1801668075	11,120.62	296,576.77
2007	HI SCH GEN OXNARD	216,604.90	.1367110720	216,604.90	.1367110720	8,438.36	225,043.26
2015	VTA COM COLLEGE GEN	87,999.64	.0555413240	87,999.64	.0555413240	3,428.23	91,427.87
2019	VTA COLLEGE CHILD CTR	454.97	.0002871466	454.97	.0002871466	17.72	472.69
4001	COUNTY GENERAL FUND	324,488.99	.2047973895	324,488.99	.2047973895	12,640.92	337,129.91
4002	ERAF 92-93 SHIFT	92,450.85	.0582942342	92,450.85	.0582942342	3,598.15	96,049.00
4004	ERAF 93-94 SHIFT	191,542.87	.1209005675	191,542.87	.1209005675	7,462.47	199,005.34
4005	VENTURA CO OFFICE EDUC	39,557.84	.0249671029	39,557.84	.0249671029	1,541.07	41,098.91
6100	* VCWPD ADMIN	3,966.43	.0025034541	3,966.43	.0025034541	154.52	4,120.95
6120	* VCWPD ZONE 2	39,086.93	.0246698699	39,086.93	.0246698699	1,522.72	40,609.65
7770	UNITED WTR CONS DIST	10,039.58	.0063426513	10,039.58	.0063426513	391.49	10,431.07
8031	CITY OXNARD DIST #1	279,112.17	.1762025040	279,112.17	.1762025040	10,875.93	289,988.10
8600	CALLEGUAS MUN WTR	13,637.80	.0086158765	13,637.80	.0086158765	531.81	14,169.61
TRA 03043	Totals:	1,584,399.12	1.0000000000	1,584,399.12	1.0000000000	61,724.01	1,646,123.13

*** Gross Assessed Valuation Information(Assessed valuations Minus Local Exemptions) ***

	Prior Year A/V	Transfers	Current Year AVI	A/V
Secured	166,865,193		172,984,094	
Unsecured	268,700		322,200	
State Assessed				
	167,133,893		6,172,401	173,306,294

Fund NO.	Description	Prior Year Allocation	Prior Year Factor	Adjusted Prior Year Allocation	Adjusted Prior Year Factor	Annual Tax Increment	Current Year Allocation
1031	EL SCH GEN OXNARD	112,978.17	.1935725341	112,978.17	.1935725341	5,927.83-	107,050.34
2007	HI SCH GEN OXNARD	79,641.67	.1364549957	79,641.67	.1364549957	4,178.70-	75,462.97
2015	VTA COM COLLEGE GEN	32,355.86	.0554372967	32,355.86	.0554372967	1,697.67-	30,658.19
2019	VTA COLLEGE CHILD CTR	167.28	.0002866124	167.28	.0002866124	8.78-	158.50
4001	COUNTY GENERAL FUND	163,531.60	.3176664227	163,531.60	.3176664227	9,728.01-	153,803.59
4002	ERAF 92-93 SHIFT	11,103.51		11,103.51			11,103.51
4004	ERAF 93-94 SHIFT	23,188.86		23,188.86			23,188.86
4005	VENTURA CO OFFICE EDUC	9,459.77	.0162079819	9,459.77	.0162079819	496.34-	8,963.43
6100	* VCWPD ADMIN	1,618.71	.0029089893	1,618.71	.0029089893	89.08-	1,529.63
6120	* VCWPD ZONE 2	16,338.29	.0296566027	16,338.29	.0296566027	908.18-	15,430.11
7770	UNITED WTR CONS DIST	5,176.52	.0101200340	5,176.52	.0101200340	309.91-	4,866.61
8031	CITY OXNARD DIST #1	121,053.66	.2239433661	121,053.66	.2239433661	6,857.89-	114,195.77
8600	CALLEGUAS MUN WTR	7,033.76	.0137451644	7,033.76	.0137451644	420.92-	6,612.84
TRA 03044	Totals:	583,647.66	1.0000000000	583,647.66	1.0000000000	30,623.31-	553,024.35

*** Gross Assessed Valuation Information(Assessed valuations Minus Local Exemptions) ***

	Prior Year A/V	Transfers	Current Year AVI	A/V
Secured	56,407,215			53,913,196
Unsecured	2,466,220			1,897,908
State Assessed				
	58,873,435		3,062,331-	55,811,104

Fund NO.	Description	Prior Year Allocation	Prior Year Factor	Adjusted Prior Year Allocation	Adjusted Prior Year Factor	Annual Tax Increment	Current Year Allocation
1031	EL SCH GEN OXNARD	.62	.2012987013	.62	.2012987013		.62
2007	HI SCH GEN OXNARD	.44	.1428571429	.44	.1428571429		.44
2015	VTA COM COLLEGE GEN	.18	.0584415584	.18	.0584415584		.18
4001	COUNTY GENERAL FUND	.55	.1785714286	.55	.1785714286		.55
4002	ERAF 92-93 SHIFT	.16	.0519480519	.16	.0519480519		.16
4004	ERAF 93-94 SHIFT	.36	.1168831169	.36	.1168831169		.36
4005	VENTURA CO OFFICE EDUC	.05	.0162337662	.05	.0162337662		.05
6100	* VCWPD ADMIN	.01	.0032467532	.01	.0032467532		.01
6120	* VCWPD ZONE 2	.08	.0259740260	.08	.0259740260		.08
7770	UNITED WTR CONS DIST	.02	.0064935065	.02	.0064935065		.02
8031	CITY OXNARD DIST #1	.57	.1850649351	.57	.1850649351		.57
8600	CALLEGUAS MUN WTR	.04	.0129870130	.04	.0129870130		.04
TRA 03045	Totals:	3.08	1.0000000000	3.08	1.0000000000		3.08

Fund NO.	Description	Prior Year Allocation	Prior Year Factor	Adjusted Prior Year Allocation	Adjusted Prior Year Factor	Annual Tax Increment	Current Year Allocation
1031	EL SCH GEN OXNARD		.1995549540		.1995549540		
2007	HI SCH GEN OXNARD		.1406850263		.1406850263		
2015	VTA COM COLLEGE GEN		.0571495572		.0571495572		
2019	VTA COLLEGE CHILD CTR		.0002820160		.0002820160		
4001	COUNTY GENERAL FUND		.1857736068		.1857736068		
4002	ERAF 92-93 SHIFT		.0577723243		.0577723243		
4004	ERAF 93-94 SHIFT		.1126571547		.1126571547		
4005	VENTURA CO OFFICE EDUC		.0164583659		.0164583659		
6100	* VCWPD ADMIN		.0025613173		.0025613173		
6120	* VCWPD ZONE 2		.0253814394		.0253814394		
7770	UNITED WTR CONS DIST		.0064544498		.0064544498		
8031	CITY OXNARD DIST #1		.1864020978		.1864020978		
8600	CALLEGUAS MUN WTR		.0088676905		.0088676905		
TRA 03046	Totals:		1.0000000000		1.0000000000		

Fund NO.	Description	Prior Year Allocation	Prior Year Factor	Adjusted Prior Year Allocation	Adjusted Prior Year Factor	Annual Tax Increment	Current Year Allocation
1031	EL SCH GEN OXNARD	4,150.90	.2008872733	4,150.90	.2008872733	188.50	4,339.40
2007	HI SCH GEN OXNARD	2,927.29	.1416690650	2,927.29	.1416690650	132.93	3,060.22
2015	VTA COM COLLEGE GEN	1,188.28	.0575080831	1,188.28	.0575080831	53.96	1,242.24
2019	VTA COLLEGE CHILD CTR	6.15	.0002976006	6.15	.0002976006	.28	6.43
4001	COUNTY GENERAL FUND	3,881.30	.1878406820	3,881.30	.1878406820	176.26	4,057.56
4002	ERAF 92-93 SHIFT	1,105.93	.0535232148	1,105.93	.0535232148	50.22	1,156.15
4004	ERAF 93-94 SHIFT	2,391.73	.1157509534	2,391.73	.1157509534	108.61	2,500.34
4005	VENTURA CO OFFICE EDUC	364.54	.0176425405	364.54	.0176425405	16.55	381.09
6100	* VCWPD ADMIN	52.84	.0025574440	52.84	.0025574440	2.40	55.24
6120	* VCWPD ZONE 2	526.85	.0254977851	526.85	.0254977851	23.93	550.78
7770	UNITED WTR CONS DIST	132.45	.0064103720	132.45	.0064103720	6.02	138.47
8031	CITY OXNARD DIST #1	3,896.87	.1885937018	3,896.87	.1885937018	176.96	4,073.83
8600	CALLEGUAS MUN WTR	37.64	.0018212844	37.64	.0018212844	1.71	39.35
TRA 03047	Totals:	20,662.77	1.0000000000	20,662.77	1.0000000000	938.33	21,601.10

*** Gross Assessed Valuation Information(Assessed valuations Minus Local Exemptions) ***

	Prior Year A/V	Transfers	Current Year AVI	A/V
Secured	1,317,557			1,376,670
Unsecured	769,600			804,320
State Assessed				
	2,087,157		93,833	2,180,990

Fund NO.	Description	Prior Year Allocation	Prior Year Factor	Adjusted Prior Year Allocation	Adjusted Prior Year Factor	Annual Tax Increment	Current Year Allocation
1037	EL SCH GEN RIO		.1942408946		.1942408946		
2007	HI SCH GEN OXNARD		.1369270984		.1369270984		
2015	VTA COM COLLEGE GEN		.0556291123		.0556291123		
2019	VTA COLLEGE CHILD CTR		.0002874848		.0002874848		
4001	COUNTY GENERAL FUND		.2026645126		.2026645126		
4002	ERAF 92-93 SHIFT		.0577574092		.0577574092		
4004	ERAF 93-94 SHIFT		.1197332322		.1197332322		
4005	VENTURA CO OFFICE EDUC		.0162625516		.0162625516		
6100	* VCWPD ADMIN		.0025035044		.0025035044		
6120	* VCWPD ZONE 2		.0246716537		.0246716537		
7770	UNITED WTR CONS DIST		.0063262573		.0063262573		
8031	CITY OXNARD DIST #1		.1744628752		.1744628752		
8600	CALLEGUAS MUN WTR		.0085334137		.0085334137		
TRA 03048	Totals:		1.0000000000		1.0000000000		

Fund NO.	Description	Prior Year Allocation	Prior Year Factor	Adjusted Prior Year Allocation	Adjusted Prior Year Factor	Annual Tax Increment	Current Year Allocation
1015	EL SCH GEN PT HUE		.1884402654		.1884402654		
2007	HI SCH GEN OXNARD		.1349782700		.1349782700		
2015	VTA COM COLLEGE GEN		.0548156456		.0548156456		
2019	VTA COLLEGE CHILD CTR		.0002803869		.0002803869		
4001	COUNTY GENERAL FUND		.2116679541		.2116679541		
4002	ERAF 92-93 SHIFT		.0576050885		.0576050885		
4004	ERAF 93-94 SHIFT		.1205337389		.1205337389		
4005	VENTURA CO OFFICE EDUC		.0244469027		.0244469027		
6100	* VCWPD ADMIN		.0024474558		.0024474558		
6120	* VCWPD ZONE 2		.0243639381		.0243639381		
7770	UNITED WTR CONS DIST		.0062638274		.0062638274		
8031	CITY OXNARD DIST #1		.1717090708		.1717090708		
8600	CALLEGUAS MUN WTR		.0024474558		.0024474558		
TRA 03049	Totals:		1.0000000000		1.0000000000		

No Taxable Parcels Within TRA=03049

Fund NO.	Description	Prior Year Allocation	Prior Year Factor	Adjusted Prior Year Allocation	Adjusted Prior Year Factor	Annual Tax Increment	Current Year Allocation
1029	EL SCH GEN OCN VIEW	5,150.11	.1806975028	5,150.11	.1806975028	52.84	5,202.95
2007	HI SCH GEN OXNARD	3,907.94	.1371152546	3,907.94	.1371152546	40.10	3,948.04
2015	VTA COM COLLEGE GEN	1,587.76	.0557066785	1,587.76	.0557066785	16.29	1,604.05
2019	VTA COLLEGE CHILD CTR	7.98	.0002802644	7.98	.0002802644	.08	8.06
4001	COUNTY GENERAL FUND	5,854.00	.2053955557	5,854.00	.2053955557	60.06	5,914.06
4002	ERAF 92-93 SHIFT	1,659.49	.0582259700	1,659.49	.0582259700	17.03	1,676.52
4004	ERAF 93-94 SHIFT	3,444.45	.1208523999	3,444.45	.1208523999	35.34	3,479.79
4005	VENTURA CO OFFICE EDUC	712.72	.0250073348	712.72	.0250073348	7.31	720.03
6100	* VCWPD ADMIN	71.48	.0025075619	71.48	.0025075619	.73	72.21
6120	* VCWPD ZONE 2	705.23	.0247433667	705.23	.0247433667	7.24	712.47
7770	UNITED WTR CONS DIST	181.09	.0063532148	181.09	.0063532148	1.86	182.95
8031	CITY OXNARD DIST #1	4,972.76	.1744747780	4,972.76	.1744747780	51.02	5,023.78
8600	CALLEGUAS MUN WTR	246.26	.0086401179	246.26	.0086401179	2.53	248.79
TRA 03050	Totals:	28,501.27	1.0000000000	28,501.27	1.0000000000	292.43	28,793.70

*** Gross Assessed Valuation Information(Assessed valuations Minus Local Exemptions) ***

	Prior Year A/V	Transfers	Current Year AVI	A/V
Secured	2,822,813			2,852,056
Unsecured				
State Assessed				
	2,822,813		29,243	2,852,056

Fund NO.	Description	Prior Year Allocation	Prior Year Factor	Adjusted Prior Year Allocation	Adjusted Prior Year Factor	Annual Tax Increment	Current Year Allocation
1031	EL SCH GEN OXNARD	6,490.72	.1926687321	6,490.72	.1926687321	255.68-	6,235.04
2007	HI SCH GEN OXNARD	4,575.52	.1358181012	4,575.52	.1358181012	180.24-	4,395.28
2015	VTA COM COLLEGE GEN	1,858.78	.0551756417	1,858.78	.0551756417	73.22-	1,785.56
2019	VTA COLLEGE CHILD CTR	9.47	.0002808297	9.47	.0002808297	.37-	9.10
4001	COUNTY GENERAL FUND	6,853.96	.2034548522	6,853.96	.2034548522	269.99-	6,583.97
4002	ERAF 92-93 SHIFT	1,957.79	.0581461813	1,957.79	.0581461813	77.16-	1,880.63
4004	ERAF 93-94 SHIFT	4,035.68	.1197908736	4,035.68	.1197908736	158.97-	3,876.71
4005	VENTURA CO OFFICE EDUC	542.56	.0161048857	542.56	.0161048857	21.37-	521.19
6100	* VCWPD ADMIN	83.67	.0024837011	83.67	.0024837011	3.30-	80.37
6120	* VCWPD ZONE 2	825.60	.0245070476	825.60	.0245070476	32.52-	793.08
7735	OXNARD DRAIN #1	130.57	.0038755871	130.57	.0038755871	5.14-	125.43
7770	UNITED WTR CONS DIST	212.59	.0063078315	212.59	.0063078315	8.37-	204.22
8031	CITY OXNARD DIST #1	5,823.04	.1728280214	5,823.04	.1728280214	229.35-	5,593.69
8600	CALLEGUAS MUN WTR	288.43	.0085577138	288.43	.0085577138	11.36-	277.07
TRA 03051	Totals:	33,688.38	1.0000000000	33,688.38	1.0000000000	1,327.04-	32,361.34

*** Gross Assessed Valuation Information(Assessed valuations Minus Local Exemptions) ***

	Prior Year A/V	Transfers	Current Year AVI	A/V
Secured	3,433,225			3,300,521
Unsecured				
State Assessed				
	3,433,225		132,704-	3,300,521

Fund NO.	Description	Prior Year Allocation	Prior Year Factor	Adjusted Prior Year Allocation	Adjusted Prior Year Factor	Annual Tax Increment	Current Year Allocation
4001	COUNTY GENERAL FUND		1.0000000000		1.0000000000		
TRA 03052	Totals:		1.0000000000		1.0000000000		

No Taxable Parcels Within TRA=03052

Fund NO.	Description	Prior Year Allocation	Prior Year Factor	Adjusted Prior Year Allocation	Adjusted Prior Year Factor	Annual Tax Increment	Current Year Allocation
1037	EL SCH GEN RIO	210,054.64	.1848083267	210,054.64	.1848083267	79.60-	209,975.04
2007	HI SCH GEN OXNARD	148,073.70	.1302768374	148,073.70	.1302768374	56.11-	148,017.59
2015	VTA COM COLLEGE GEN	60,157.58	.0529273008	60,157.58	.0529273008	22.80-	60,134.78
2019	VTA COLLEGE CHILD CTR	310.84	.0002735028	310.84	.0002735028	.12-	310.72
4001	COUNTY GENERAL FUND	254,702.11	.2240857593	254,702.11	.2240857593	96.51-	254,605.60
4002	ERAF 92-93 SHIFT	66,518.55	.0584905020	66,518.55	.0584905020	25.19-	66,493.36
4004	ERAF 93-94 SHIFT	145,070.82	.1276389839	145,070.82	.1276389839	54.97-	145,015.85
4005	VENTURA CO OFFICE EDUC	17,585.25	.0154717065	17,585.25	.0154717065	6.66-	17,578.59
6100	* VCWPD ADMIN	2,711.20	.0023853472	2,711.20	.0023853472	1.03-	2,710.17
6120	* VCWPD ZONE 2	26,719.98	.0235085413	26,719.98	.0235085413	10.13-	26,709.85
7770	UNITED WTR CONS DIST	6,970.05	.0061372432	6,970.05	.0061372432	2.64-	6,967.41
8031	CITY OXNARD DIST #1	188,407.24	.1657858155	188,407.24	.1657858155	71.40-	188,335.84
8600	CALLEGUAS MUN WTR	9,326.17	.0082101334	9,326.17	.0082101334	3.54-	9,322.63
TRA 03053	Totals:	1,136,608.13	1.0000000000	1,136,608.13	1.0000000000	430.70-	1,136,177.43

*** Gross Assessed Valuation Information(Assessed valuations Minus Local Exemptions) ***

	Prior Year A/V	Transfers	Current Year AVI	A/V
Secured	97,937,018			98,905,438
Unsecured	15,726,800			14,715,310
State Assessed				
	113,663,818		43,070-	113,620,748

Fund NO.	Description	Prior Year Allocation	Prior Year Factor	Adjusted Prior Year Allocation	Adjusted Prior Year Factor	Annual Tax Increment	Current Year Allocation
1015	EL SCH GEN PT HUE	28,078.86	.1889200517	28,078.86	.1889200517	6,471.50-	21,607.36
2007	HI SCH GEN OXNARD	20,109.06	.1352976667	20,109.06	.1352976667	4,634.65-	15,474.41
2015	VTA COM COLLEGE GEN	8,169.61	.0549667376	8,169.61	.0549667376	1,882.90-	6,286.71
2019	VTA COLLEGE CHILD CTR	42.16	.0002835968	42.16	.0002835968	9.71-	32.45
4001	COUNTY GENERAL FUND	39,541.04	.3149814412	39,541.04	.3149814412	10,789.76-	28,751.28
4002	ERAF 92-93 SHIFT	3,737.05		3,737.05			3,737.05
4004	ERAF 93-94 SHIFT	7,727.26		7,727.26			7,727.26
4005	VENTURA CO OFFICE EDUC	3,671.77	.0247042474	3,671.77	.0247042474	846.25-	2,825.52
6100	* VCWPD ADMIN	402.36	.0028842389	402.36	.0028842389	98.80-	303.56
6120	* VCWPD ZONE 2	4,047.43	.0294047597	4,047.43	.0294047597	1,007.27-	3,040.16
7770	UNITED WTR CONS DIST	1,246.33	.0100337203	1,246.33	.0100337203	343.71-	902.62
8031	CITY OXNARD DIST #1	30,162.29	.2248952205	30,162.29	.2248952205	7,703.84-	22,458.45
8600	CALLEGUAS MUN WTR	1,693.08	.0136283192	1,693.08	.0136283192	466.84-	1,226.24
TRA 03054	Totals:	148,628.30	1.0000000000	148,628.30	1.0000000000	34,255.23-	114,373.07

*** Gross Assessed Valuation Information(Assessed valuations Minus Local Exemptions) ***

	Prior Year A/V	Transfers	Current Year AVI	A/V
Secured	10,398,805			10,506,532
Unsecured	4,461,980			928,730
State Assessed				
	14,860,785		3,425,523-	11,435,262

Fund NO.	Description	Prior Year Allocation	Prior Year Factor	Adjusted Prior Year Allocation	Adjusted Prior Year Factor	Annual Tax Increment	Current Year Allocation
1015	EL SCH GEN PT HUE		.1888720666		.1888720666		
2007	HI SCH GEN OXNARD		.1355361787		.1355361787		
2015	VTA COM COLLEGE GEN		.0549181582		.0549181582		
2019	VTA COLLEGE CHILD CTR		.0001529754		.0001529754		
4001	COUNTY GENERAL FUND		.3152889149		.3152889149		
4005	VENTURA CO OFFICE EDUC		.0249810749		.0249810749		
6100	* VCWPD ADMIN		.0027495599		.0027495599		
6120	* VCWPD ZONE 2		.0293417745		.0293417745		
7770	UNITED WTR CONS DIST		.0099213976		.0099213976		
8031	CITY OXNARD DIST #1		.2246534244		.2246534244		
8600	CALLEGUAS MUN WTR		.0135844749		.0135844749		
TRA 03055 Totals:			1.0000000000		1.0000000000		

No Taxable Parcels Within TRA=03055

Fund NO.	Description	Prior Year Allocation	Prior Year Factor	Adjusted Prior Year Allocation	Adjusted Prior Year Factor	Annual Tax Increment	Current Year Allocation
1029	EL SCH GEN OCN VIEW		.1608768861		.1608768861		
2007	HI SCH GEN OXNARD		.1220739443		.1220739443		
2015	VTA COM COLLEGE GEN		.0495948050		.0495948050		
2019	VTA COLLEGE CHILD CTR		.0002558605		.0002558605		
4001	COUNTY GENERAL FUND		.1908959406		.1908959406		
4002	ERAF 92-93 SHIFT		.0555555556		.0555555556		
4004	ERAF 93-94 SHIFT		.1388888889		.1388888889		
4005	VENTURA CO OFFICE EDUC		.0039915466		.0039915466		
6100	* VCWPD ADMIN		.0026019709		.0026019709		
6120	* VCWPD ZONE 2		.0265308107		.0265308107		
7770	UNITED WTR CONS DIST		.0090530003		.0090530003		
8034	CITY OXNARD DIST #4		.2273846193		.2273846193		
8600	CALLEGUAS MUN WTR		.0122961712		.0122961712		
TRA 03056	Totals:		1.0000000000		1.0000000000		

Fund NO.	Description	Prior Year Allocation	Prior Year Factor	Adjusted Prior Year Allocation	Adjusted Prior Year Factor	Annual Tax Increment	Current Year Allocation
1029	EL SCH GEN OCN VIEW	1,293.68	.1802240418	1,293.68	.1802240418	142.06-	1,151.62
2007	HI SCH GEN OXNARD	981.68	.1367544765	981.68	.1367544765	107.79-	873.89
2015	VTA COM COLLEGE GEN	398.78	.0555589898	398.78	.0555589898	43.79-	354.99
2019	VTA COLLEGE CHILD CTR	2.09	.0002855368	2.09	.0002855368	.23-	1.86
4001	COUNTY GENERAL FUND	1,804.11	.3183522533	1,804.11	.3183522533	250.92-	1,553.19
4002	ERAF 92-93 SHIFT	250.30		250.30			250.30
4004	ERAF 93-94 SHIFT	507.54		507.54			507.54
4005	VENTURA CO OFFICE EDUC	179.13	.0249569558	179.13	.0249569558	19.67-	159.46
6100	* VCWPD ADMIN	19.20	.0029141240	19.20	.0029141240	2.30-	16.90
6120	* VCWPD ZONE 2	192.06	.0297192210	192.06	.0297192210	23.43-	168.63
7770	UNITED WTR CONS DIST	57.13	.0101445832	57.13	.0101445832	8.00-	49.13
8031	CITY OXNARD DIST #1	1,414.91	.2273164374	1,414.91	.2273164374	179.18-	1,235.73
8600	CALLEGUAS MUN WTR	77.56	.0137733804	77.56	.0137733804	10.86-	66.70
TRA 03057	Totals:	7,178.17	1.0000000000	7,178.17	1.0000000000	788.23-	6,389.94

*** Gross Assessed Valuation Information(Assessed valuations Minus Local Exemptions) ***

	Prior Year A/V	Transfers	Current Year AVI	A/V
Secured	583,621			504,798
Unsecured				
State Assessed				
	583,621		78,823-	504,798

Fund NO.	Description	Prior Year Allocation	Prior Year Factor	Adjusted Prior Year Allocation	Adjusted Prior Year Factor	Annual Tax Increment	Current Year Allocation
1029	EL SCH GEN OCN VIEW	3,005.65	.1697309638	1,015.00	.1697309638	10.51	1,025.51
	Net Transfers:	1,990.65-					
2007	HI SCH GEN OXNARD	2,280.69	.1287915463	770.18	.1287915463	7.98	778.16
	Net Transfers:	1,510.51-					
2015	VTA COM COLLEGE GEN	926.55	.0523225755	312.89	.0523225755	3.24	316.13
	Net Transfers:	613.66-					
2019	VTA COLLEGE CHILD CTR	4.80	.0002714332	1.62	.0002714332	.02	1.64
	Net Transfers:	3.18-					
4001	COUNTY GENERAL FUND	3,417.40	.1929808069	1,154.06	.1929808069	11.93	1,165.99
	Net Transfers:	2,263.34-					
4002	ERAF 92-93 SHIFT	1,019.26	.0575585344	344.20	.0575585344	3.57	347.77
	Net Transfers:	675.06-					
4004	ERAF 93-94 SHIFT	1,502.60	.0848528503	507.42	.0848528503	5.26	512.68
	Net Transfers:	995.18-					
4005	VENTURA CO OFFICE EDUC	416.28	.0235077635	140.58	.0235077635	1.46	142.04
	Net Transfers:	275.70-					
6100	* VCWPD ADMIN	41.75	.0023577091	14.10	.0023577091	.15	14.25
	Net Transfers:	27.65-					
6120	* VCWPD ZONE 2	411.53	.0232392678	138.97	.0232392678	1.44	140.41
	Net Transfers:	272.56-					
7770	UNITED WTR CONS DIST	108.21	.0061107730	36.54	.0061107730	.38	36.92
	Net Transfers:	71.67-					
8034	CITY OXNARD DIST #4	4,573.63	.2582757762	1,544.50	.2582757762	16.00	1,560.50
	Net Transfers:	3,029.13-					
TRA 03058	Totals:	17,708.35	1.0000000000	5,980.06	1.0000000000	61.94	6,042.00

*** Gross Assessed Valuation Information(Assessed valuations Minus Local Exemptions) ***

	Prior Year A/V	Transfers	Current Year AVI	A/V
Secured	1,770,812	1,172,814-		604,192
Unsecured				
State Assessed				
	1,770,812	1,172,814-	6,194	604,192

See Next Page For TRA Transfers

RT 1021-42 02.0A
Date: 09/10/21 10:28:45

C O U N T Y O F V E N T U R A
AB8 TRA History Report (Include TEA Data) 2021 - 2022
Prime: OXNARD CITY

PAGE NR.: 103
VC10265

Transfer Out:	TRA To	Adj Pcnt	Transfer Rev	No Transfer In	
	03100	.6623029435	11,728.29-		-

			11,728.29-		

*=====> Net Impact On TRA: 11,728.29-

Fund NO.	Description	Prior Year Allocation	Prior Year Factor	Adjusted Prior Year Allocation	Adjusted Prior Year Factor	Annual Tax Increment	Current Year Allocation
1037	EL SCH GEN RIO	7,645.78	.1942171611	7,645.78	.1942171611	106.61	7,752.39
2007	HI SCH GEN OXNARD	5,401.34	.1372043854	5,401.34	.1372043854	75.31	5,476.65
2015	VTA COM COLLEGE GEN	2,194.32	.0557414694	2,194.32	.0557414694	30.60	2,224.92
2019	VTA COLLEGE CHILD CTR	11.30	.0002878163	11.30	.0002878163	.16	11.46
4001	COUNTY GENERAL FUND	7,844.91	.1992547922	7,844.91	.1992547922	109.38	7,954.29
4002	ERAF 92-93 SHIFT	2,091.99	.0531631674	2,091.99	.0531631674	29.18	2,121.17
4004	ERAF 93-94 SHIFT	4,760.85	.1209302935	4,760.85	.1209302935	66.38	4,827.23
4005	VENTURA CO OFFICE EDUC	986.40	.0250565529	986.40	.0250565529	13.75	1,000.15
6100	* VCWPD ADMIN	96.07	.0024404328	96.07	.0024404328	1.34	97.41
6120	* VCWPD ZONE 2	945.97	.0240292909	945.97	.0240292909	13.19	959.16
7770	UNITED WTR CONS DIST	236.73	.0060133466	236.73	.0060133466	3.30	240.03
8031	CITY OXNARD DIST #1	6,671.21	.1694613954	6,671.21	.1694613954	93.02	6,764.23
8600	CALLEGUAS MUN WTR	480.28	.0121998961	480.28	.0121998961	6.70	486.98
TRA 03059	Totals:	39,367.15	1.0000000000	39,367.15	1.0000000000	548.92	39,916.07

*** Gross Assessed Valuation Information(Assessed valuations Minus Local Exemptions) ***

	Prior Year A/V	Transfers	Current Year AVI	A/V
Secured	3,997,678			4,039,070
Unsecured				13,500
State Assessed				
	3,997,678		54,892	4,052,570

Fund NO.	Description	Prior Year Allocation	Prior Year Factor	Adjusted Prior Year Allocation	Adjusted Prior Year Factor	Annual Tax Increment	Current Year Allocation
1029	EL SCH GEN OCN VIEW	2,250.20	.1802207786	2,250.20	.1802207786	23.80	2,274.00
2007	HI SCH GEN OXNARD	1,707.49	.1367522975	1,707.49	.1367522975	18.06	1,725.55
2015	VTA COM COLLEGE GEN	693.67	.0555576451	693.67	.0555576451	7.34	701.01
2019	VTA COLLEGE CHILD CTR	3.57	.0002862719	3.57	.0002862719	.04	3.61
4001	COUNTY GENERAL FUND	2,555.41	.2046692903	2,555.41	.2046692903	27.03	2,582.44
4002	ERAF 92-93 SHIFT	726.14	.0582201734	726.14	.0582201734	7.69	733.83
4004	ERAF 93-94 SHIFT	1,510.11	.1209364625	1,510.11	.1209364625	15.97	1,526.08
4005	VENTURA CO OFFICE EDUC	311.68	.0249642246	311.68	.0249642246	3.30	314.98
6100	* VCWPD ADMIN	31.27	.0025035747	31.27	.0025035747	.33	31.60
6120	* VCWPD ZONE 2	308.15	.0246766776	308.15	.0246766776	3.26	311.41
7770	UNITED WTR CONS DIST	79.29	.0063413141	79.29	.0063413141	.84	80.13
8031	CITY OXNARD DIST #1	2,201.24	.1762533013	2,201.24	.1762533013	23.28	2,224.52
8600	CALLEGUAS MUN WTR	107.70	.0086179884	107.70	.0086179884	1.14	108.84
TRA 03060	Totals:	12,485.92	1.0000000000	12,485.92	1.0000000000	132.08	12,618.00

*** Gross Assessed Valuation Information(Assessed valuations Minus Local Exemptions) ***

	Prior Year A/V	Transfers	Current Year AVI	A/V
Secured	1,275,103			1,288,311
Unsecured				
State Assessed				
	1,275,103		13,208	1,288,311

Fund NO.	Description	Prior Year Allocation	Prior Year Factor	Adjusted Prior Year Allocation	Adjusted Prior Year Factor	Annual Tax Increment	Current Year Allocation
1031	EL SCH GEN OXNARD	3,240.07	.1995876916	3,240.07	.1995876916	168.30-	3,071.77
2007	HI SCH GEN OXNARD	2,284.13	.1407021414	2,284.13	.1407021414	118.65-	2,165.48
2015	VTA COM COLLEGE GEN	927.90	.0571602450	927.90	.0571602450	48.20-	879.70
2019	VTA COLLEGE CHILD CTR	4.71	.0002905937	4.71	.0002905937	.25-	4.46
4001	COUNTY GENERAL FUND	2,939.05	.1810588765	2,939.05	.1810588765	152.68-	2,786.37
4002	ERAF 92-93 SHIFT	930.91	.0575666011	930.91	.0575666011	48.54-	882.37
4004	ERAF 93-94 SHIFT	1,836.49	.1130946119	1,836.49	.1130946119	95.37-	1,741.12
4005	VENTURA CO OFFICE EDUC	270.94	.0166901890	270.94	.0166901890	14.07-	256.87
6100	* VCWPD ADMIN	41.81	.0025743175	41.81	.0025743175	2.17-	39.64
6120	* VCWPD ZONE 2	412.14	.0253881422	412.14	.0253881422	21.41-	390.73
7770	UNITED WTR CONS DIST	104.91	.0064459980	104.91	.0064459980	5.44-	99.47
8031	CITY OXNARD DIST #1	3,096.40	.1905767490	3,096.40	.1905767490	160.70-	2,935.70
8600	CALLEGUAS MUN WTR	144.44	.0088638431	144.44	.0088638431	7.47-	136.97
TRA 03061	Totals:	16,233.90	1.0000000000	16,233.90	1.0000000000	843.25-	15,390.65

*** Gross Assessed Valuation Information(Assessed valuations Minus Local Exemptions) ***

	Prior Year A/V	Transfers	Current Year AVI	A/V
Secured	1,426,670			1,441,445
Unsecured	218,500			119,400
State Assessed				
	1,645,170		84,325-	1,560,845

Fund NO.	Description	Prior Year Allocation	Prior Year Factor	Adjusted Prior Year Allocation	Adjusted Prior Year Factor	Annual Tax Increment	Current Year Allocation
1029	EL SCH GEN OCN VIEW		.1876000000		.1876000000		
2007	HI SCH GEN OXNARD		.1426000000		.1426000000		
2015	VTA COM COLLEGE GEN		.0576000000		.0576000000		
2019	VTA COLLEGE CHILD CTR		.0002000000		.0002000000		
4001	COUNTY GENERAL FUND		.1912000000		.1912000000		
4002	ERAF 92-93 SHIFT		.0534000000		.0534000000		
4004	ERAF 93-94 SHIFT		.1174000000		.1174000000		
4005	VENTURA CO OFFICE EDUC		.0262000000		.0262000000		
6100	* VCWPD ADMIN		.0024000000		.0024000000		
6120	* VCWPD ZONE 2		.0258000000		.0258000000		
7770	UNITED WTR CONS DIST		.0064000000		.0064000000		
8031	CITY OXNARD DIST #1		.1892000000		.1892000000		
TRA 03062 Totals:			1.0000000000		1.0000000000		

Fund NO.	Description	Prior Year Allocation	Prior Year Factor	Adjusted Prior Year Allocation	Adjusted Prior Year Factor	Annual Tax Increment	Current Year Allocation
1037	EL SCH GEN RIO	8.61	.1940871708	8.61	.1940871708	33.72	42.33
2007	HI SCH GEN OXNARD	6.09	.1371206357	6.09	.1371206357	23.82	29.91
2015	VTA COM COLLEGE GEN	2.47	.0557105419	2.47	.0557105419	9.68	12.15
2019	VTA COLLEGE CHILD CTR	.01	.0002898446	.01	.0002898446	.05	.06
4001	COUNTY GENERAL FUND	10.28	.2314282534	10.28	.2314282534	40.20	50.48
4002	ERAF 92-93 SHIFT	1.45	.0527839576	1.45	.0527839576	9.17	10.62
4004	ERAF 93-94 SHIFT	5.78	.1267985474	5.78	.1267985474	22.03	27.81
4005	VENTURA CO OFFICE EDUC	1.06	.0249766323	1.06	.0249766323	4.34	5.40
6100	* VCWPD ADMIN	.04	.0025193560	.04	.0025193560	.44	.48
6120	* VCWPD ZONE 2	1.09	.0247480644	1.09	.0247480644	4.30	5.39
7770	UNITED WTR CONS DIST	.30	.0061905273	.30	.0061905273	1.08	1.38
8031	CITY OXNARD DIST #1	7.21	.1433464686	7.21	.1433464686	24.91	32.12
TRA 03063	Totals:	44.39	1.0000000000	44.39	1.0000000000	173.74	218.13

*** Gross Assessed Valuation Information(Assessed valuations Minus Local Exemptions) ***

	Prior Year	Transfers	Current Year	
Secured	A/V		AVI	A/V
Unsecured	4,439			21,813
State Assessed				
	4,439		17,374	21,813

Fund NO.	Description	Prior Year Allocation	Prior Year Factor	Adjusted Prior Year Allocation	Adjusted Prior Year Factor	Annual Tax Increment	Current Year Allocation
1037	EL SCH GEN RIO	67,737.11	.1916046893	67,737.11	.1916046893	697.23	68,434.34
2007	HI SCH GEN OXNARD	47,851.57	.1353553602	47,851.57	.1353553602	492.55	48,344.12
2015	VTA COM COLLEGE GEN	19,440.58	.0549906459	19,440.58	.0549906459	200.11	19,640.69
2019	VTA COLLEGE CHILD CTR	100.49	.0002842652	100.49	.0002842652	1.03	101.52
4001	COUNTY GENERAL FUND	71,616.60	.2025783302	71,616.60	.2025783302	737.17	72,353.77
4002	ERAF 92-93 SHIFT	20,290.17	.0573937696	20,290.17	.0573937696	208.85	20,499.02
4004	ERAF 93-94 SHIFT	42,176.75	.1193033874	42,176.75	.1193033874	434.13	42,610.88
4005	VENTURA CO OFFICE EDUC	8,677.52	.0245457124	8,677.52	.0245457124	89.32	8,766.84
6100	* VCWPD ADMIN	876.15	.0024783590	876.15	.0024783590	9.02	885.17
6120	* VCWPD ZONE 2	8,634.94	.0244252400	8,634.94	.0244252400	88.88	8,723.82
7770	UNITED WTR CONS DIST	2,216.66	.0062702225	2,216.66	.0062702225	22.82	2,239.48
8031	CITY OXNARD DIST #1	60,891.05	.1722396673	60,891.05	.1722396673	626.76	61,517.81
8600	CALLEGUAS MUN WTR	3,015.70	.0085303510	3,015.70	.0085303510	31.04	3,046.74
TRA 03064	Totals:	353,525.29	1.0000000000	353,525.29	1.0000000000	3,638.91	357,164.20

*** Gross Assessed Valuation Information(Assessed valuations Minus Local Exemptions) ***

	Prior Year A/V	Transfers	Current Year AVI	A/V
Secured	35,356,289			35,720,180
Unsecured				
State Assessed				
	35,356,289		363,891	35,720,180

Fund NO.	Description	Prior Year Allocation	Prior Year Factor	Adjusted Prior Year Allocation	Adjusted Prior Year Factor	Annual Tax Increment	Current Year Allocation
1031	EL SCH GEN OXNARD	229,762.84	.1932942542	229,762.84	.1932942542	7,653.02	237,415.86
2007	HI SCH GEN OXNARD	161,966.52	.1362587501	161,966.52	.1362587501	5,394.83	167,361.35
2015	VTA COM COLLEGE GEN	65,801.77	.0553575348	65,801.77	.0553575348	2,191.75	67,993.52
2019	VTA COLLEGE CHILD CTR	340.13	.0002861243	340.13	.0002861243	11.33	351.46
4001	COUNTY GENERAL FUND	243,506.59	.2048558341	243,506.59	.2048558341	8,110.77	251,617.36
4002	ERAF 92-93 SHIFT	68,809.20	.0578801713	68,809.20	.0578801713	2,291.62	71,100.82
4004	ERAF 93-94 SHIFT	143,241.69	.1205069645	143,241.69	.1205069645	4,771.18	148,012.87
4005	VENTURA CO OFFICE EDUC	19,238.45	.0161848560	19,238.45	.0161848560	640.80	19,879.25
6100	* VCWPD ADMIN	2,966.00	.0024952285	2,966.00	.0024952285	98.79	3,064.79
6120	* VCWPD ZONE 2	29,227.24	.0245882099	29,227.24	.0245882099	973.51	30,200.75
7770	UNITED WTR CONS DIST	7,505.71	.0063151751	7,505.71	.0063151751	250.03	7,755.74
8031	CITY OXNARD DIST #1	206,096.44	.1733895415	206,096.44	.1733895415	6,864.94	212,961.38
8600	CALLEGUAS MUN WTR	10,206.19	.0085873557	10,206.19	.0085873557	340.00	10,546.19
TRA 03065	Totals:	1,188,668.77	1.0000000000	1,188,668.77	1.0000000000	39,592.57	1,228,261.34

*** Gross Assessed Valuation Information(Assessed valuations Minus Local Exemptions) ***

	Prior Year A/V	Transfers	Current Year AVI	A/V
Secured	119,486,516		123,470,473	
Unsecured	162,900		138,200	
State Assessed				
	119,649,416		3,959,257	123,608,673

Fund NO.	Description	Prior Year Allocation	Prior Year Factor	Adjusted Prior Year Allocation	Adjusted Prior Year Factor	Annual Tax Increment	Current Year Allocation
1031	EL SCH GEN OXNARD	3,854.22	.1995809214	3,854.22	.1995809214	5.04-	3,849.18
2007	HI SCH GEN OXNARD	2,717.09	.1406963255	2,717.09	.1406963255	3.55-	2,713.54
2015	VTA COM COLLEGE GEN	1,103.83	.0571583530	1,103.83	.0571583530	1.44-	1,102.39
2019	VTA COLLEGE CHILD CTR	5.63	.0002912655	5.63	.0002912655	.01-	5.62
4001	COUNTY GENERAL FUND	3,507.69	.1816341078	3,507.69	.1816341078	4.59-	3,503.10
4002	ERAF 92-93 SHIFT	1,112.21	.0575906327	1,112.21	.0575906327	1.45-	1,110.76
4004	ERAF 93-94 SHIFT	2,187.26	.1132611874	2,187.26	.1132611874	2.86-	2,184.40
4005	VENTURA CO OFFICE EDUC	318.19	.0164765130	318.19	.0164765130	.42-	317.77
6100	* VCWPD ADMIN	49.72	.0025766292	49.72	.0025766292	.07-	49.65
6120	* VCWPD ZONE 2	490.21	.0253836244	490.21	.0253836244	.64-	489.57
7770	UNITED WTR CONS DIST	124.64	.0064543944	124.64	.0064543944	.16-	124.48
8031	CITY OXNARD DIST #1	3,669.77	.1900309106	3,669.77	.1900309106	4.80-	3,664.97
8600	CALLEGUAS MUN WTR	171.17	.0088651351	171.17	.0088651351	.22-	170.95
TRA 03066	Totals:	19,311.63	1.0000000000	19,311.63	1.0000000000	25.25-	19,286.38

*** Gross Assessed Valuation Information(Assessed valuations Minus Local Exemptions) ***

	Prior Year A/V	Transfers	Current Year AVI	A/V
Secured	1,870,397			1,889,772
Unsecured	66,600			44,700
State Assessed				
	1,936,997		2,525-	1,934,472

Fund NO.	Description	Prior Year Allocation	Prior Year Factor	Adjusted Prior Year Allocation	Adjusted Prior Year Factor	Annual Tax Increment	Current Year Allocation
1031	EL SCH GEN OXNARD	592,037.95	.1935793536	592,037.95	.1935793536	122,687.03	714,724.98
2007	HI SCH GEN OXNARD	417,345.66	.1364600096	417,345.66	.1364600096	86,485.84	503,831.50
2015	VTA COM COLLEGE GEN	169,553.03	.0554389585	169,553.03	.0554389585	35,136.19	204,689.22
2019	VTA COLLEGE CHILD CTR	876.59	.0002866246	876.59	.0002866246	181.66	1,058.25
4001	COUNTY GENERAL FUND	624,456.10	.2041791505	624,456.10	.2041791505	129,404.99	753,861.09
4002	ERAF 92-93 SHIFT	176,609.00	.0577460564	176,609.00	.0577460564	36,598.39	213,207.39
4004	ERAF 93-94 SHIFT	367,734.44	.1202385694	367,734.44	.1202385694	76,204.99	443,939.43
4005	VENTURA CO OFFICE EDUC	49,740.74	.0162637887	49,740.74	.0162637887	10,307.69	60,048.43
6100	* VCWPD ADMIN	7,642.36	.0024988285	7,642.36	.0024988285	1,583.71	9,226.07
6120	* VCWPD ZONE 2	75,979.19	.0248430052	75,979.19	.0248430052	15,745.04	91,724.23
7770	UNITED WTR CONS DIST	19,820.22	.0064806378	19,820.22	.0064806378	4,107.31	23,927.53
8031	CITY OXNARD DIST #1	531,029.95	.1736314987	531,029.95	.1736314987	110,044.45	641,074.40
8600	CALLEGUAS MUN WTR	25,548.18	.0083535185	25,548.18	.0083535185	5,294.31	30,842.49
TRA 03067	Totals:	3,058,373.41	1.0000000000	3,058,373.41	1.0000000000	633,781.60	3,692,155.01

*** Gross Assessed Valuation Information(Assessed valuations Minus Local Exemptions) ***

	Prior Year A/V	Transfers	Current Year AVI	A/V
Secured	307,484,476			370,822,336
Unsecured	110,300			150,600
State Assessed				
	307,594,776		63,378,160	370,972,936

Fund NO.	Description	Prior Year Allocation	Prior Year Factor	Adjusted Prior Year Allocation	Adjusted Prior Year Factor	Annual Tax Increment	Current Year Allocation
1015	EL SCH GEN PT HUE		.2068967592		.2068967592		
2007	HI SCH GEN OXNARD		.1348244703		.1348244703		
2015	VTA COM COLLEGE GEN		.0547750358		.0547750358		
2019	VTA COLLEGE CHILD CTR		.0002827922		.0002827922		
4001	COUNTY GENERAL FUND		.3283256267		.3283256267		
4005	VENTURA CO OFFICE EDUC		.0029278014		.0029278014		
6100	* VCWPD ADMIN		.0029283519		.0029283519		
6140	* VCWPD ZONE 4		.0307530709		.0307530709		
8031	CITY OXNARD DIST #1		.2277824638		.2277824638		
8600	CALLEGUAS MUN WTR		.0105036278		.0105036278		
TRA 03068 Totals:			1.0000000000		1.0000000000		

Fund NO.	Description	Prior Year Allocation	Prior Year Factor	Adjusted Prior Year Allocation	Adjusted Prior Year Factor	Annual Tax Increment	Current Year Allocation
1031	EL SCH GEN OXNARD	1,389.38	.1992601269	1,389.38	.1992601269	14.32	1,403.70
2007	HI SCH GEN OXNARD	1,006.98	.1444165649	1,006.98	.1444165649	10.38	1,017.36
2015	VTA COM COLLEGE GEN	409.08	.0586654021	409.08	.0586654021	4.22	413.30
2019	VTA COLLEGE CHILD CTR	2.05	.0002920552	2.05	.0002920552	.02	2.07
4001	COUNTY GENERAL FUND	1,253.59	.1797834562	1,253.59	.1797834562	12.91	1,266.50
4002	ERAF 92-93 SHIFT	400.86	.0574932508	400.86	.0574932508	4.13	404.99
4004	ERAF 93-94 SHIFT	767.80	.1101176033	767.80	.1101176033	7.92	775.72
4005	VENTURA CO OFFICE EDUC	94.11	.0134951267	94.11	.0134951267	.97	95.08
6100	* VCWPD ADMIN	18.08	.0025948976	18.08	.0025948976	.19	18.27
6120	* VCWPD ZONE 2	210.63	.0302090488	210.63	.0302090488	2.17	212.80
7770	UNITED WTR CONS DIST	45.17	.0064811077	45.17	.0064811077	.47	45.64
8031	CITY OXNARD DIST #1	1,326.63	.1902577563	1,326.63	.1902577563	13.68	1,340.31
8600	CALLEGUAS MUN WTR	48.37	.0069336035	48.37	.0069336035	.50	48.87
TRA 03069	Totals:	6,972.73	1.0000000000	6,972.73	1.0000000000	71.88	7,044.61

*** Gross Assessed Valuation Information(Assessed valuations Minus Local Exemptions) ***

	Prior Year A/V	Transfers	Current Year AVI	A/V
Secured	694,312			701,500
Unsecured				
State Assessed				
	694,312		7,188	701,500

Fund NO.	Description	Prior Year Allocation	Prior Year Factor	Adjusted Prior Year Allocation	Adjusted Prior Year Factor	Annual Tax Increment	Current Year Allocation
1029	EL SCH GEN OCN VIEW	448.18	.1701923238	448.18	.1701923238	4.66	452.84
2007	HI SCH GEN OXNARD	340.07	.1291428072	340.07	.1291428072	3.54	343.61
2015	VTA COM COLLEGE GEN	138.14	.0524675438	138.14	.0524675438	1.44	139.58
2019	VTA COLLEGE CHILD CTR	.71	.0002710146	.71	.0002710146	.01	.72
4001	COUNTY GENERAL FUND	509.62	.1935285884	509.62	.1935285884	5.30	514.92
4002	ERAF 92-93 SHIFT	151.42	.0574915464	151.42	.0574915464	1.57	152.99
4004	ERAF 93-94 SHIFT	224.10	.0850916013	224.10	.0850916013	2.33	226.43
4005	VENTURA CO OFFICE EDUC	61.97	.0235384493	61.97	.0235384493	.64	62.61
6100	* VCWPD ADMIN	6.22	.0023573271	6.22	.0023573271	.06	6.28
6120	* VCWPD ZONE 2	61.40	.0233047540	61.40	.0233047540	.64	62.04
7770	UNITED WTR CONS DIST	16.09	.0061149164	16.09	.0061149164	.17	16.26
8034	CITY OXNARD DIST #4	675.40	.2564991277	675.40	.2564991277	7.02	682.42
TRA 03070	Totals:	2,633.32	1.0000000000	2,633.32	1.0000000000	27.38	2,660.70

*** Gross Assessed Valuation Information(Assessed valuations Minus Local Exemptions) ***

	Prior Year	Transfers	Current Year
Secured	A/V		AVI
Unsecured	264,316		267,054
State Assessed			
	264,316		2,738
			267,054

Fund NO.	Description	Prior Year Allocation	Prior Year Factor	Adjusted Prior Year Allocation	Adjusted Prior Year Factor	Annual Tax Increment	Current Year Allocation
1015	EL SCH GEN PT HUE	152,951.50	.1889205281	152,951.50	.1889205281	1,935.97	154,887.47
2007	HI SCH GEN OXNARD	109,538.36	.1352980541	109,538.36	.1352980541	1,386.47	110,924.83
2015	VTA COM COLLEGE GEN	44,501.92	.0549672739	44,501.92	.0549672739	563.28	45,065.20
2019	VTA COLLEGE CHILD CTR	230.07	.0002841698	230.07	.0002841698	2.91	232.98
4001	COUNTY GENERAL FUND	193,932.74	.3149730751	193,932.74	.3149730751	3,227.70	197,160.44
4002	ERAF 92-93 SHIFT	31,689.36		31,689.36			31,689.36
4004	ERAF 93-94 SHIFT	64,832.84		64,832.84			64,832.84
4005	VENTURA CO OFFICE EDUC	20,004.19	.0247085198	20,004.19	.0247085198	253.20	20,257.39
6100	* VCWPD ADMIN	2,114.58	.0028842692	2,114.58	.0028842692	29.56	2,144.14
6120	* VCWPD ZONE 2	21,100.49	.0294052079	21,100.49	.0294052079	301.33	21,401.82
7770	UNITED WTR CONS DIST	6,084.88	.0100342049	6,084.88	.0100342049	102.83	6,187.71
8031	CITY OXNARD DIST #1	154,359.52	.2248961432	154,359.52	.2248961432	2,304.63	156,664.15
8600	CALLEGUAS MUN WTR	8,267.28	.0136285540	8,267.28	.0136285540	139.66	8,406.94
TRA 03071	Totals:	809,607.73	1.0000000000	809,607.73	1.0000000000	10,247.54	819,855.27

*** Gross Assessed Valuation Information(Assessed valuations Minus Local Exemptions) ***

	Prior Year A/V	Transfers	Current Year AVI	A/V
Secured	80,606,461			81,698,415
Unsecured	514,900			447,700
State Assessed				
	81,121,361		1,024,754	82,146,115

Fund NO.	Description	Prior Year Allocation	Prior Year Factor	Adjusted Prior Year Allocation	Adjusted Prior Year Factor	Annual Tax Increment	Current Year Allocation
1029	EL SCH GEN OCN VIEW		.1819038642		.1819038642		
2007	HI SCH GEN OXNARD		.1371431308		.1371431308		
2015	VTA COM COLLEGE GEN		.0556620042		.0556620042		
2019	VTA COLLEGE CHILD CTR		.0001916075		.0001916075		
4001	COUNTY GENERAL FUND		.2755949402		.2755949402		
4005	VENTURA CO OFFICE EDUC		.0242133549		.0242133549		
6100	* VCWPD ADMIN		.0028742386		.0028742386		
6120	* VCWPD ZONE 2		.0297512962		.0297512962		
7770	UNITED WTR CONS DIST		.0101153181		.0101153181		
8031	CITY OXNARD DIST #1		.2688080113		.2688080113		
8600	CALLEGUAS MUN WTR		.0137422340		.0137422340		
TRA 03072 Totals:			1.0000000000		1.0000000000		

Fund NO.	Description	Prior Year Allocation	Prior Year Factor	Adjusted Prior Year Allocation	Adjusted Prior Year Factor	Annual Tax Increment	Current Year Allocation
1031	EL SCH GEN OXNARD		.1926639223		.1926639223		
2007	HI SCH GEN OXNARD		.1359544160		.1359544160		
2015	VTA COM COLLEGE GEN		.0551566952		.0551566952		
2019	VTA COLLEGE CHILD CTR		.0002279202		.0002279202		
4001	COUNTY GENERAL FUND		.2414013390		.2414013390		
4002	ERAF 92-93 SHIFT		.0244780947		.0244780947		
4004	ERAF 93-94 SHIFT		.1200382241		.1200382241		
4005	VENTURA CO OFFICE EDUC		.0152161129		.0152161129		
6100	* VCWPD ADMIN		.0024992649		.0024992649		
6120	* VCWPD ZONE 2		.0244780947		.0244780947		
7770	UNITED WTR CONS DIST		.0062481623		.0062481623		
8031	CITY OXNARD DIST #1		.1731108498		.1731108498		
8600	CALLEGUAS MUN WTR		.0085269039		.0085269039		
TRA 03073 Totals:			1.0000000000		1.0000000000		

No Taxable Parcels Within TRA=03073

Fund NO.	Description	Prior Year Allocation	Prior Year Factor	Adjusted Prior Year Allocation	Adjusted Prior Year Factor	Annual Tax Increment	Current Year Allocation
1037	EL SCH GEN RIO	362,075.07	.2012118174	362,075.07	.2012118174	10,594.08	372,669.15
2007	HI SCH GEN OXNARD	255,794.26	.1421496093	255,794.26	.1421496093	7,484.37	263,278.63
2015	VTA COM COLLEGE GEN	103,920.36	.0577504598	103,920.36	.0577504598	3,040.64	106,961.00
2019	VTA COLLEGE CHILD CTR	535.49	.0002975770	535.49	.0002975770	15.67	551.16
4001	COUNTY GENERAL FUND	318,387.66	.1769338788	318,387.66	.1769338788	9,315.82	327,703.48
4002	ERAF 92-93 SHIFT	99,088.50	.0550653068	99,088.50	.0550653068	2,899.26	101,987.76
4004	ERAF 93-94 SHIFT	198,873.45	.1105176471	198,873.45	.1105176471	5,818.90	204,692.35
4005	VENTURA CO OFFICE EDUC	46,073.20	.0256037356	46,073.20	.0256037356	1,348.07	47,421.27
6100	* VCWPD ADMIN	4,512.19	.0025075183	4,512.19	.0025075183	132.02	4,644.21
6120	* VCWPD ZONE 2	44,473.95	.0247150073	44,473.95	.0247150073	1,301.28	45,775.23
7770	UNITED WTR CONS DIST	11,271.68	.0062638891	11,271.68	.0062638891	329.80	11,601.48
8031	CITY OXNARD DIST #1	340,294.49	.1891079373	340,294.49	.1891079373	9,956.79	350,251.28
8600	CALLEGUAS MUN WTR	14,171.95	.0078756162	14,171.95	.0078756162	414.66	14,586.61
TRA 03074	Totals:	1,799,472.25	1.0000000000	1,799,472.25	1.0000000000	52,651.36	1,852,123.61

*** Gross Assessed Valuation Information(Assessed valuations Minus Local Exemptions) ***

	Prior Year A/V	Transfers	Current Year AVI	A/V
Secured	180,006,397			185,273,233
Unsecured	62,200			60,500
State Assessed				
	180,068,597		5,265,136	185,333,733

Fund NO.	Description	Prior Year Allocation	Prior Year Factor	Adjusted Prior Year Allocation	Adjusted Prior Year Factor	Annual Tax Increment	Current Year Allocation
1029	EL SCH GEN OCN VIEW	7,594.88	.1810897640	7,594.88	.1810897640	2,662.51	10,257.39
2007	HI SCH GEN OXNARD	5,762.98	.1374104363	5,762.98	.1374104363	2,020.31	7,783.29
2015	VTA COM COLLEGE GEN	2,341.27	.0558246771	2,341.27	.0558246771	820.78	3,162.05
2019	VTA COLLEGE CHILD CTR	12.08	.0002881157	12.08	.0002881157	4.24	16.32
4001	COUNTY GENERAL FUND	8,106.81	.1932960194	8,106.81	.1932960194	2,841.98	10,948.79
4002	ERAF 92-93 SHIFT	2,380.29	.0567553295	2,380.29	.0567553295	834.46	3,214.75
4004	ERAF 93-94 SHIFT	5,096.48	.1215185034	5,096.48	.1215185034	1,786.65	6,883.13
4005	VENTURA CO OFFICE EDUC	1,050.40	.0250451126	1,050.40	.0250451126	368.23	1,418.63
6100	* VCWPD ADMIN	99.11	.0023630236	99.11	.0023630236	34.74	133.85
6120	* VCWPD ZONE 2	977.40	.0233049717	977.40	.0233049717	342.65	1,320.05
7770	UNITED WTR CONS DIST	249.10	.0059396318	249.10	.0059396318	87.33	336.43
8031	CITY OXNARD DIST #1	6,981.50	.1664645465	6,981.50	.1664645465	2,447.48	9,428.98
8600	CALLEGUAS MUN WTR	1,287.55	.0306998684	1,287.55	.0306998684	451.37	1,738.92
TRA 03075	Totals:	41,939.85	1.0000000000	41,939.85	1.0000000000	14,702.73	56,642.58

*** Gross Assessed Valuation Information(Assessed valuations Minus Local Exemptions) ***

	Prior Year A/V	Transfers	Current Year AVI	A/V
Secured	4,180,549			5,664,702
Unsecured	28,380			14,500
State Assessed				
	4,208,929		1,470,273	5,679,202

Fund NO.	Description	Prior Year Allocation	Prior Year Factor	Adjusted Prior Year Allocation	Adjusted Prior Year Factor	Annual Tax Increment	Current Year Allocation
1015	EL SCH GEN PT HUE	352,076.30	.1910190331	352,076.30	.1910190331	695.97	352,772.27
2007	HI SCH GEN OXNARD	252,144.17	.1368008528	252,144.17	.1368008528	498.43	252,642.60
2015	VTA COM COLLEGE GEN	102,438.07	.0555777954	102,438.07	.0555777954	202.49	102,640.56
2019	VTA COLLEGE CHILD CTR	529.60	.0002873108	529.60	.0002873108	1.05	530.65
4001	COUNTY GENERAL FUND	372,735.39	.2022278110	372,735.39	.2022278110	736.80	373,472.19
4002	ERAF 92-93 SHIFT	98,339.82	.0533543272	98,339.82	.0533543272	194.39	98,534.21
4004	ERAF 93-94 SHIFT	225,140.03	.1221497343	225,140.03	.1221497343	445.05	225,585.08
4005	VENTURA CO OFFICE EDUC	46,047.82	.0249832629	46,047.82	.0249832629	91.03	46,138.85
6100	* VCWPD ADMIN	4,482.35	.0024319011	4,482.35	.0024319011	8.86	4,491.21
6120	* VCWPD ZONE 2	44,170.73	.0239648569	44,170.73	.0239648569	87.31	44,258.04
7770	UNITED WTR CONS DIST	11,075.28	.0060088809	11,075.28	.0060088809	21.89	11,097.17
8031	CITY OXNARD DIST #1	311,481.25	.1689942759	311,481.25	.1689942759	615.72	312,096.97
8600	CALLEGUAS MUN WTR	22,486.90	.0121999577	22,486.90	.0121999577	44.45	22,531.35
TRA 03077	Totals:	1,843,147.71	1.0000000000	1,843,147.71	1.0000000000	3,643.44	1,846,791.15

*** Gross Assessed Valuation Information(Assessed valuations Minus Local Exemptions) ***

	Prior Year A/V	Transfers	Current Year AVI	A/V
Secured	47,596,795			47,727,609
Unsecured	137,108,677			137,342,207
State Assessed				
	184,705,472		364,344	185,069,816

Fund NO.	Description	Prior Year Allocation	Prior Year Factor	Adjusted Prior Year Allocation	Adjusted Prior Year Factor	Annual Tax Increment	Current Year Allocation
1031	EL SCH GEN OXNARD	1,930.00	.1924544132	1,930.00	.1924544132	6.01-	1,923.99
2007	HI SCH GEN OXNARD	1,362.37	.1358680997	1,362.37	.1358680997	4.24-	1,358.13
2015	VTA COM COLLEGE GEN	553.48	.0551987805	553.48	.0551987805	1.72-	551.76
2019	VTA COLLEGE CHILD CTR	2.86	.0002851580	2.86	.0002851580	.01-	2.85
4001	COUNTY GENERAL FUND	2,038.95	.2033220618	2,038.95	.2033220618	6.35-	2,032.60
4002	ERAF 92-93 SHIFT	585.38	.0581811221	585.38	.0581811221	1.82-	583.56
4004	ERAF 93-94 SHIFT	1,200.45	.1197450220	1,200.45	.1197450220	3.74-	1,196.71
4005	VENTURA CO OFFICE EDUC	160.52	.0159949926	160.52	.0159949926	.50-	160.02
6100	* VCWPD ADMIN	24.96	.0024878839	24.96	.0024878839	.08-	24.88
6120	* VCWPD ZONE 2	246.82	.0246234465	246.82	.0246234465	.77-	246.05
7735	OXNARD DRAIN #1	39.54	.0039491904	39.54	.0039491904	.12-	39.42
7770	UNITED WTR CONS DIST	63.81	.0063937811	63.81	.0063937811	.20-	63.61
8031	CITY OXNARD DIST #1	1,732.19	.1728923583	1,732.19	.1728923583	5.40-	1,726.79
8600	CALLEGUAS MUN WTR	85.95	.0086036899	85.95	.0086036899	.27-	85.68
TRA 03078	Totals:	10,027.28	1.0000000000	10,027.28	1.0000000000	31.23-	9,996.05

*** Gross Assessed Valuation Information(Assessed valuations Minus Local Exemptions) ***

	Prior Year A/V	Transfers	Current Year AVI	A/V
Secured	389,782			393,819
Unsecured	566,660			559,500
State Assessed				
	956,442		3,123-	953,319

Fund NO.	Description	Prior Year Allocation	Prior Year Factor	Adjusted Prior Year Allocation	Adjusted Prior Year Factor	Annual Tax Increment	Current Year Allocation
1015	EL SCH GEN PT HUE	253.91	.1915382689	253.91	.1915382689	2.63	256.54
2007	HI SCH GEN OXNARD	181.85	.1371736995	181.85	.1371736995	1.88	183.73
2015	VTA COM COLLEGE GEN	73.88	.0557275927	73.88	.0557275927	.76	74.64
2019	VTA COLLEGE CHILD CTR	.44	.0002860376	.44	.0002860376		.44
4001	COUNTY GENERAL FUND	272.19	.2053103945	272.19	.2053103945	2.83	275.02
4002	ERAF 92-93 SHIFT	70.79	.0533872450	70.79	.0533872450	.73	71.52
4004	ERAF 93-94 SHIFT	160.79	.1213104474	160.79	.1213104474	1.66	162.45
4005	VENTURA CO OFFICE EDUC	33.17	.0250154137	33.17	.0250154137	.34	33.51
6100	* VCWPD ADMIN	3.33	.0025099769	3.33	.0025099769	.03	3.36
6120	* VCWPD ZONE 2	32.80	.0247507116	32.80	.0247507116	.34	33.14
7770	UNITED WTR CONS DIST	8.20	.0062033512	8.20	.0062033512	.09	8.29
8031	CITY OXNARD DIST #1	234.36	.1767868610	234.36	.1767868610	2.42	236.78
TRA 03079	Totals:	1,325.71	1.0000000000	1,325.71	1.0000000000	13.71	1,339.42

*** Gross Assessed Valuation Information(Assessed valuations Minus Local Exemptions) ***

	Prior Year	Transfers	Current Year
Secured	A/V 132,561		AVI 133,932
Unsecured			
State Assessed			
	132,561		1,371
			133,932

Fund NO.	Description	Prior Year Allocation	Prior Year Factor	Adjusted Prior Year Allocation	Adjusted Prior Year Factor	Annual Tax Increment	Current Year Allocation
1015	EL SCH GEN PT HUE		.1920893339		.1920893339		
2007	HI SCH GEN OXNARD		.1375683582		.1375683582		
2015	VTA COM COLLEGE GEN		.0558892988		.0558892988		
2019	VTA COLLEGE CHILD CTR		.0002881537		.0002881537		
4001	COUNTY GENERAL FUND		.2060325425		.2060325425		
4002	ERAF 92-93 SHIFT		.0532524078		.0532524078		
4004	ERAF 93-94 SHIFT		.1212603914		.1212603914		
4005	VENTURA CO OFFICE EDUC		.0250918309		.0250918309		
6100	* VCWPD ADMIN		.0024479171		.0024479171		
6120	* VCWPD ZONE 2		.0240979603		.0240979603		
7770	UNITED WTR CONS DIST		.0060285745		.0060285745		
8031	CITY OXNARD DIST #1		.1699246564		.1699246564		
8600	CALLEGUAS MUN WTR		.0060285745		.0060285745		
TRA 03080 Totals:			1.0000000000		1.0000000000		

No Taxable Parcels Within TRA=03080

Fund NO.	Description	Prior Year Allocation	Prior Year Factor	Adjusted Prior Year Allocation	Adjusted Prior Year Factor	Annual Tax Increment	Current Year Allocation
1031	EL SCH GEN OXNARD	380,987.28	.1874874916	380,987.28	.1874874916	7,253.59-	373,733.69
2007	HI SCH GEN OXNARD	268,569.17	.1321654647	268,569.17	.1321654647	5,113.27-	263,455.90
2015	VTA COM COLLEGE GEN	109,110.47	.0536943171	109,110.47	.0536943171	2,077.35-	107,033.12
2019	VTA COLLEGE CHILD CTR	563.49	.0002772936	563.49	.0002772936	10.73-	552.76
4001	COUNTY GENERAL FUND	443,028.13	.2180183596	443,028.13	.2180183596	8,434.76-	434,593.37
4002	ERAF 92-93 SHIFT	118,507.26	.0583185544	118,507.26	.0583185544	2,256.25-	116,251.01
4004	ERAF 93-94 SHIFT	254,789.94	.1253845828	254,789.94	.1253845828	4,850.93-	249,939.01
4005	VENTURA CO OFFICE EDUC	31,894.08	.0156953850	31,894.08	.0156953850	607.23-	31,286.85
6100	* VCWPD ADMIN	4,918.05	.0024202166	4,918.05	.0024202166	93.63-	4,824.42
6120	* VCWPD ZONE 2	48,463.81	.0238495045	48,463.81	.0238495045	922.70-	47,541.11
7770	UNITED WTR CONS DIST	12,580.51	.0061909939	12,580.51	.0061909939	239.52-	12,340.99
8031	CITY OXNARD DIST #1	341,736.08	.1681716035	341,736.08	.1681716035	6,506.29-	335,229.79
8600	CALLEGUAS MUN WTR	16,919.45	.0083262327	16,919.45	.0083262327	322.13-	16,597.32
TRA 03082	Totals:	2,032,067.72	1.0000000000	2,032,067.72	1.0000000000	38,688.38-	1,993,379.34

*** Gross Assessed Valuation Information(Assessed valuations Minus Local Exemptions) ***

	Prior Year A/V	Transfers	Current Year AVI	A/V
Secured	93,125,572			94,863,334
Unsecured	110,174,700			104,568,100
State Assessed				
	203,300,272		3,868,838-	199,431,434

Fund NO.	Description	Prior Year Allocation	Prior Year Factor	Adjusted Prior Year Allocation	Adjusted Prior Year Factor	Annual Tax Increment	Current Year Allocation
1037	EL SCH GEN RIO	271,579.61	.3226774008	271,579.61	.3226774008	9,054.77	280,634.38
2007	HI SCH GEN OXNARD	99,661.44	.1184127559	99,661.44	.1184127559	3,322.82	102,984.26
2015	VTA COM COLLEGE GEN	40,488.41	.0481063350	40,488.41	.0481063350	1,349.93	41,838.34
2019	VTA COLLEGE CHILD CTR	208.94	.0002481955	208.94	.0002481955	6.96	215.90
4001	COUNTY GENERAL FUND	128,661.42	.1528689364	128,661.42	.1528689364	4,289.72	132,951.14
4002	ERAF 92-93 SHIFT	40,522.91	.0481448751	40,522.91	.0481448751	1,351.01	41,873.92
4004	ERAF 93-94 SHIFT	79,764.62	.0947727165	79,764.62	.0947727165	2,659.45	82,424.07
4005	VENTURA CO OFFICE EDUC	18,042.94	.0214377394	18,042.94	.0214377394	601.57	18,644.51
6100	* VCWPD ADMIN	1,823.53	.0021666211	1,823.53	.0021666211	60.80	1,884.33
6120	* VCWPD ZONE 2	17,982.83	.0213662814	17,982.83	.0213662814	599.57	18,582.40
7770	UNITED WTR CONS DIST	4,560.55	.0054187974	4,560.55	.0054187974	152.06	4,712.61
8031	CITY OXNARD DIST #1	132,066.96	.1569171778	132,066.96	.1569171778	4,403.31	136,470.27
8600	CALLEGUAS MUN WTR	6,280.20	.0074621677	6,280.20	.0074621677	209.40	6,489.60
TRA 03083	Totals:	841,644.36	1.0000000000	841,644.36	1.0000000000	28,061.37	869,705.73

*** Gross Assessed Valuation Information(Assessed valuations Minus Local Exemptions) ***

	Prior Year A/V	Transfers	Current Year AVI	A/V
Secured	84,137,907			86,954,944
Unsecured	35,900			25,000
State Assessed				
	84,173,807		2,806,137	86,979,944

Fund NO.	Description	Prior Year Allocation	Prior Year Factor	Adjusted Prior Year Allocation	Adjusted Prior Year Factor	Annual Tax Increment	Current Year Allocation
1031	EL SCH GEN OXNARD	365,046.14	.1930174502	365,046.14	.1930174502	25,004.52	390,050.66
2007	HI SCH GEN OXNARD	257,331.59	.1360636023	257,331.59	.1360636023	17,626.41	274,958.00
2015	VTA COM COLLEGE GEN	104,545.65	.0552783096	104,545.65	.0552783096	7,161.05	111,706.70
2019	VTA COLLEGE CHILD CTR	540.45	.0002857603	540.45	.0002857603	37.02	577.47
4001	COUNTY GENERAL FUND	385,137.90	.2036392498	385,137.90	.2036392498	26,380.51	411,518.41
4002	ERAF 92-93 SHIFT	109,589.50	.0579281770	109,589.50	.0579281770	7,504.33	117,093.83
4004	ERAF 93-94 SHIFT	227,567.17	.1203280044	227,567.17	.1203280044	15,587.93	243,155.10
4005	VENTURA CO OFFICE EDUC	30,566.55	.0161619924	30,566.55	.0161619924	2,093.71	32,660.26
6100	* VCWPD ADMIN	4,712.15	.0024915531	4,712.15	.0024915531	322.77	5,034.92
6120	* VCWPD ZONE 2	46,436.18	.0245530415	46,436.18	.0245530415	3,180.73	49,616.91
7770	UNITED WTR CONS DIST	11,929.88	.0063097577	11,929.88	.0063097577	817.40	12,747.28
8031	CITY OXNARD DIST #1	331,643.63	.1753680414	331,643.63	.1753680414	22,718.12	354,361.75
8600	CALLEGUAS MUN WTR	16,212.87	.0085750603	16,212.87	.0085750603	1,110.86	17,323.73
TRA 03084	Totals:	1,891,259.66	1.0000000000	1,891,259.66	1.0000000000	129,545.36	2,020,805.02

*** Gross Assessed Valuation Information(Assessed valuations Minus Local Exemptions) ***

	Prior Year A/V	Current Year AVI	
Secured	188,850,622	201,826,558	Transfers
Unsecured	338,500	317,100	
State Assessed			
	189,189,122	12,954,536	
		202,143,658	

Fund NO.	Description	Prior Year Allocation	Prior Year Factor	Adjusted Prior Year Allocation	Adjusted Prior Year Factor	Annual Tax Increment	Current Year Allocation
1029	EL SCH GEN OCN VIEW	77.04	.1935726348	77.04	.1935726348		77.04
2007	HI SCH GEN OXNARD	54.32	.1364549325	54.32	.1364549325		54.32
2015	VTA COM COLLEGE GEN	22.06	.0554372038	22.06	.0554372038		22.06
2019	VTA COLLEGE CHILD CTR	.11	.0002866421	.11	.0002866421		.11
4001	COUNTY GENERAL FUND	129.82	.3261670180	129.82	.3261670180		129.82
4005	VENTURA CO OFFICE EDUC	1.19	.0029627384	1.19	.0029627384		1.19
6100	* VCWPD ADMIN	1.17	.0029372170	1.17	.0029372170		1.17
6140	* VCWPD ZONE 4	12.10	.0304042220	12.10	.0304042220		12.10
8031	CITY OXNARD DIST #1	90.47	.2272987144	90.47	.2272987144		90.47
8600	CALLEGUAS MUN WTR	9.75	.0244786770	9.75	.0244786770		9.75
TRA 03085 Totals:		398.03	1.0000000000	398.03	1.0000000000		398.03

*** Gross Assessed Valuation Information(Assessed valuations Minus Local Exemptions) ***

	Prior Year A/V	Transfers	Current Year AVI	A/V
Secured				
Unsecured				
State Assessed	39,872			39,872
	39,872			39,872

Fund NO.	Description	Prior Year Allocation	Prior Year Factor	Adjusted Prior Year Allocation	Adjusted Prior Year Factor	Annual Tax Increment	Current Year Allocation
1029	EL SCH GEN OCN VIEW		.1836670179		.1836670179		
2007	HI SCH GEN OXNARD		.1394910462		.1394910462		
2015	VTA COM COLLEGE GEN		.0565504241		.0565504241		
4001	COUNTY GENERAL FUND		.3850965698		.3850965698		
4002	ERAF 92-93 SHIFT		.0540569020		.0540569020		
4004	ERAF 93-94 SHIFT		.1232876712		.1232876712		
4005	VENTURA CO OFFICE EDUC		.0220231823		.0220231823		
6100	* VCWPD ADMIN		.0022128556		.0022128556		
6120	* VCWPD ZONE 2		.0250790306		.0250790306		
7770	UNITED WTR CONS DIST		.0063224447		.0063224447		
8031	CITY OXNARD DIST #1		.0022128556		.0022128556		
TRA 03086 Totals:			1.0000000000		1.0000000000		

No Taxable Parcels Within TRA=03086

Fund NO.	Description	Prior Year Allocation	Prior Year Factor	Adjusted Prior Year Allocation	Adjusted Prior Year Factor	Annual Tax Increment	Current Year Allocation
1031	EL SCH GEN OXNARD	494,899.89	.1937646613	494,899.89	.1937646613	40,823.99	535,723.88
2007	HI SCH GEN OXNARD	348,886.09	.1365969055	348,886.09	.1365969055	28,779.40	377,665.49
2015	VTA COM COLLEGE GEN	141,741.21	.0554949424	141,741.21	.0554949424	11,692.15	153,433.36
2019	VTA COLLEGE CHILD CTR	732.37	.0002867419	732.37	.0002867419	60.41	792.78
4001	COUNTY GENERAL FUND	507,069.97	.1985295289	507,069.97	.1985295289	41,827.89	548,897.86
4002	ERAF 92-93 SHIFT	146,388.99	.0573146472	146,388.99	.0573146472	12,075.54	158,464.53
4004	ERAF 93-94 SHIFT	304,693.32	.1192944219	304,693.32	.1192944219	25,133.97	329,827.29
4005	VENTURA CO OFFICE EDUC	41,433.39	.0162221180	41,433.39	.0162221180	3,417.81	44,851.20
6100	* VCWPD ADMIN	6,257.51	.0024499647	6,257.51	.0024499647	516.18	6,773.69
6120	* VCWPD ZONE 2	61,665.10	.0241433062	61,665.10	.0241433062	5,086.72	66,751.82
7770	UNITED WTR CONS DIST	15,869.08	.0062131074	15,869.08	.0062131074	1,309.03	17,178.11
8031	CITY OXNARD DIST #1	465,009.73	.1820619762	465,009.73	.1820619762	38,358.37	503,368.10
8600	CALLEGUAS MUN WTR	19,482.05	.0076276784	19,482.05	.0076276784	1,607.06	21,089.11
TRA 03087	Totals:	2,554,128.70	1.0000000000	2,554,128.70	1.0000000000	210,688.52	2,764,817.22

*** Gross Assessed Valuation Information(Assessed valuations Minus Local Exemptions) ***

	Prior Year A/V	Transfers	Current Year AVI	A/V
Secured	199,015,131		203,049,747	
Unsecured	59,434,728		76,468,964	
State Assessed				
	258,449,859		21,068,852	279,518,711

Fund NO.	Description	Prior Year Allocation	Prior Year Factor	Adjusted Prior Year Allocation	Adjusted Prior Year Factor	Annual Tax Increment	Current Year Allocation
1029	EL SCH GEN OCN VIEW		.1698759488		.1698759488		
2007	HI SCH GEN OXNARD		.1288967857		.1288967857		
2015	VTA COM COLLEGE GEN		.0523340333		.0523340333		
2019	VTA COLLEGE CHILD CTR		.0001615248		.0001615248		
4001	COUNTY GENERAL FUND		.4285872898		.4285872898		
4002	ERAF 92-93 SHIFT		.0574893538		.0574893538		
4004	ERAF 93-94 SHIFT		.0850768376		.0850768376		
4005	VENTURA CO OFFICE EDUC		.0227735605		.0227735605		
6100	* VCWPD ADMIN		.0024069617		.0024069617		
6120	* VCWPD ZONE 2		.0231438622		.0231438622		
7770	UNITED WTR CONS DIST		.0061099796		.0061099796		
8034	CITY OXNARD DIST #4		.0231438622		.0231438622		
TRA 03088 Totals:			1.0000000000		1.0000000000		

No Taxable Parcels Within TRA=03088

Fund NO.	Description	Prior Year Allocation	Prior Year Factor	Adjusted Prior Year Allocation	Adjusted Prior Year Factor	Annual Tax Increment	Current Year Allocation
1029	EL SCH GEN OCN VIEW	77,480.94	.1801671345	77,480.94	.1801671345	2,520.29	80,001.23
2007	HI SCH GEN OXNARD	58,792.69	.1367111250	58,792.69	.1367111250	1,912.40	60,705.09
2015	VTA COM COLLEGE GEN	23,885.57	.0555413070	23,885.57	.0555413070	776.95	24,662.52
2019	VTA COLLEGE CHILD CTR	123.48	.0002871517	123.48	.0002871517	4.02	127.50
4001	COUNTY GENERAL FUND	88,075.81	.2047968055	88,075.81	.2047968055	2,864.79	90,940.60
4002	ERAF 92-93 SHIFT	25,099.86	.0582943221	25,099.86	.0582943221	815.46	25,915.32
4004	ERAF 93-94 SHIFT	51,989.20	.1209002921	51,989.20	.1209002921	1,691.23	53,680.43
4005	VENTURA CO OFFICE EDUC	10,737.13	.0249672102	10,737.13	.0249672102	349.26	11,086.39
6100	* VCWPD ADMIN	1,076.57	.0025033788	1,076.57	.0025033788	35.02	1,111.59
6120	* VCWPD ZONE 2	10,609.26	.0246699076	10,609.26	.0246699076	345.10	10,954.36
7770	UNITED WTR CONS DIST	2,724.40	.0063426891	2,724.40	.0063426891	88.73	2,813.13
8031	CITY OXNARD DIST #1	75,754.70	.1762027054	75,754.70	.1762027054	2,464.83	78,219.53
8600	CALLEGUAS MUN WTR	3,700.81	.0086159710	3,700.81	.0086159710	120.53	3,821.34
TRA 03089	Totals:	430,050.42	1.0000000000	430,050.42	1.0000000000	13,988.61	444,039.03

*** Gross Assessed Valuation Information(Assessed valuations Minus Local Exemptions) ***

	Prior Year A/V	Transfers	Current Year AVI	A/V
Secured	41,902,461		43,296,338	
Unsecured	1,113,225		1,118,209	
State Assessed				
	43,015,686		1,398,861	44,414,547

Fund NO.	Description	Prior Year Allocation	Prior Year Factor	Adjusted Prior Year Allocation	Adjusted Prior Year Factor	Annual Tax Increment	Current Year Allocation
1037	EL SCH GEN RIO	1,469,378.45	.1917018080	1,469,378.45	.1917018080	34,052.63	1,503,431.08
2007	HI SCH GEN OXNARD	1,038,060.92	.1354301580	1,038,060.92	.1354301580	24,056.91	1,062,117.83
2015	VTA COM COLLEGE GEN	421,731.09	.0550209597	421,731.09	.0550209597	9,773.56	431,504.65
2019	VTA COLLEGE CHILD CTR	2,180.30	.0002844492	2,180.30	.0002844492	50.53	2,230.83
4001	COUNTY GENERAL FUND	1,550,962.80	.2023456787	1,550,962.80	.2023456787	35,943.35	1,586,906.15
4002	ERAF 92-93 SHIFT	439,467.65	.0573349540	439,467.65	.0573349540	10,184.60	449,652.25
4004	ERAF 93-94 SHIFT	912,004.33	.1189842406	912,004.33	.1189842406	21,135.57	933,139.90
4005	VENTURA CO OFFICE EDUC	189,576.94	.0247330715	189,576.94	.0247330715	4,393.42	193,970.36
6100	* VCWPD ADMIN	19,009.03	.0024800043	19,009.03	.0024800043	440.53	19,449.56
6120	* VCWPD ZONE 2	187,320.31	.0244386646	187,320.31	.0244386646	4,341.12	191,661.43
7770	UNITED WTR CONS DIST	47,927.40	.0062528271	47,927.40	.0062528271	1,110.71	49,038.11
8031	CITY OXNARD DIST #1	1,323,069.73	.1726137067	1,323,069.73	.1726137067	30,661.95	1,353,731.68
8600	CALLEGUAS MUN WTR	64,228.01	.0083794776	64,228.01	.0083794776	1,488.47	65,716.48
TRA 03091	Totals:	7,664,916.96	1.0000000000	7,664,916.96	1.0000000000	177,633.35	7,842,550.31

*** Gross Assessed Valuation Information(Assessed valuations Minus Local Exemptions) ***

	Prior Year A/V	Transfers	Current Year AVI	A/V
Secured	764,867,098		783,174,793	
Unsecured	8,741,470		8,197,110	
State Assessed				
	773,608,568		17,763,335	791,371,903

Fund NO.	Description	Prior Year Allocation	Prior Year Factor	Adjusted Prior Year Allocation	Adjusted Prior Year Factor	Annual Tax Increment	Current Year Allocation
1029	EL SCH GEN OCN VIEW		.1680445722		.1680445722		
2007	HI SCH GEN OXNARD		.1276713850		.1276713850		
2015	VTA COM COLLEGE GEN		.0519011934		.0519011934		
4001	COUNTY GENERAL FUND		.1922822022		.1922822022		
4002	ERAF 92-93 SHIFT		.0612868440		.0612868440		
4004	ERAF 93-94 SHIFT		.0846513300		.0846513300		
4005	VENTURA CO OFFICE EDUC		.0219266715		.0219266715		
6100	* VCWPD ADMIN		.0021567218		.0021567218		
6120	* VCWPD ZONE 2		.0230050324		.0230050324		
7770	UNITED WTR CONS DIST		.0059309849		.0059309849		
8034	CITY OXNARD DIST #4		.2532350827		.2532350827		
8600	CALLEGUAS MUN WTR		.0079079799		.0079079799		
TRA 03092 Totals:			1.0000000000		1.0000000000		

No Taxable Parcels Within TRA=03092

Fund NO.	Description	Prior Year Allocation	Prior Year Factor	Adjusted Prior Year Allocation	Adjusted Prior Year Factor	Annual Tax Increment	Current Year Allocation
1015	EL SCH GEN PT HUE	4,185.87	.1889112286	4,185.87	.1889112286	43.27	4,229.14
2007	HI SCH GEN OXNARD	2,997.79	.1352926025	2,997.79	.1352926025	30.99	3,028.78
2015	VTA COM COLLEGE GEN	1,217.77	.0549590116	1,217.77	.0549590116	12.59	1,230.36
2019	VTA COLLEGE CHILD CTR	6.09	.0002753279	6.09	.0002753279	.06	6.15
4001	COUNTY GENERAL FUND	6,189.22	.3150777304	6,189.22	.3150777304	72.15	6,261.37
4002	ERAF 92-93 SHIFT	404.87		404.87			404.87
4004	ERAF 93-94 SHIFT	842.60		842.60			842.60
4005	VENTURA CO OFFICE EDUC	546.55	.0246668866	546.55	.0246668866	5.65	552.20
6100	* VCWPD ADMIN	60.90	.0028781014	60.90	.0028781014	.66	61.56
6120	* VCWPD ZONE 2	616.28	.0293984688	616.28	.0293984688	6.73	623.01
7770	UNITED WTR CONS DIST	195.87	.0100270650	195.87	.0100270650	2.30	198.17
8031	CITY OXNARD DIST #1	4,627.87	.2248886872	4,627.87	.2248886872	51.51	4,679.38
8600	CALLEGUAS MUN WTR	266.16	.0136248900	266.16	.0136248900	3.12	269.28
TRA 03093	Totals:	22,157.84	1.0000000000	22,157.84	1.0000000000	229.03	22,386.87

*** Gross Assessed Valuation Information(Assessed valuations Minus Local Exemptions) ***

	Prior Year A/V	Transfers	Current Year AVI	A/V
Secured	2,210,926			2,233,829
Unsecured				
State Assessed				
	2,210,926		22,903	2,233,829

Fund NO.	Description	Prior Year Allocation	Prior Year Factor	Adjusted Prior Year Allocation	Adjusted Prior Year Factor	Annual Tax Increment	Current Year Allocation
1015	EL SCH GEN PT HUE	4,882.54	.1889213308	4,882.54	.1889213308	50.49	4,933.03
2007	HI SCH GEN OXNARD	3,496.76	.1353008333	3,496.76	.1353008333	36.16	3,532.92
2015	VTA COM COLLEGE GEN	1,420.62	.0549682489	1,420.62	.0549682489	14.69	1,435.31
2019	VTA COLLEGE CHILD CTR	7.30	.0002823677	7.30	.0002823677	.08	7.38
4001	COUNTY GENERAL FUND	5,233.43	.2024953484	5,233.43	.2024953484	54.11	5,287.54
4002	ERAF 92-93 SHIFT	1,489.66	.0576015452	1,489.66	.0576015452	15.39	1,505.05
4004	ERAF 93-94 SHIFT	3,092.17	.1196513673	3,092.17	.1196513673	31.98	3,124.15
4005	VENTURA CO OFFICE EDUC	638.42	.0247020890	638.42	.0247020890	6.60	645.02
6100	* VCWPD ADMIN	64.01	.0024765656	64.01	.0024765656	.66	64.67
6120	* VCWPD ZONE 2	630.98	.0244151355	630.98	.0244151355	6.53	637.51
7770	UNITED WTR CONS DIST	162.04	.0062734178	162.04	.0062734178	1.68	163.72
8031	CITY OXNARD DIST #1	4,506.08	.1743839791	4,506.08	.1743839791	46.61	4,552.69
8600	CALLEGUAS MUN WTR	220.24	.0085277714	220.24	.0085277714	2.28	222.52
TRA 03095	Totals:	25,844.25	1.0000000000	25,844.25	1.0000000000	267.26	26,111.51

*** Gross Assessed Valuation Information(Assessed valuations Minus Local Exemptions) ***

	Prior Year A/V	Transfers	Current Year AVI	A/V
Secured	2,581,750			2,608,476
Unsecured				
State Assessed				
	2,581,750		26,726	2,608,476

Fund NO.	Description	Prior Year Allocation	Prior Year Factor	Adjusted Prior Year Allocation	Adjusted Prior Year Factor	Annual Tax Increment	Current Year Allocation
1031	EL SCH GEN OXNARD		.1927296544		.1927296544		
2007	HI SCH GEN OXNARD		.1358669404		.1358669404		
2015	VTA COM COLLEGE GEN		.0551799082		.0551799082		
2019	VTA COLLEGE CHILD CTR		.0002716735		.0002716735		
4001	COUNTY GENERAL FUND		.1197805797		.1197805797		
4002	ERAF 92-93 SHIFT		.0581300147		.0581300147		
4004	ERAF 93-94 SHIFT		.2034129336		.2034129336		
4005	VENTURA CO OFFICE EDUC		.0160318078		.0160318078		
6100	* VCWPD ADMIN		.0024613149		.0024613149		
6120	* VCWPD ZONE 2		.0245108073		.0245108073		
7735	OXNARD DRAIN #1		.0038736286		.0038736286		
7770	UNITED WTR CONS DIST		.0062991240		.0062991240		
8031	CITY OXNARD DIST #1		.1729009743		.1729009743		
8600	CALLEGUAS MUN WTR		.0085506386		.0085506386		
TRA 03096 Totals:			1.0000000000		1.0000000000		

No Taxable Parcels Within TRA=03096

Fund NO.	Description	Prior Year Allocation	Prior Year Factor	Adjusted Prior Year Allocation	Adjusted Prior Year Factor	Annual Tax Increment	Current Year Allocation
1031	EL SCH GEN OXNARD		.1935773572		.1935773572		
2007	HI SCH GEN OXNARD		.1364567488		.1364567488		
2015	VTA COM COLLEGE GEN		.0554372444		.0554372444		
2019	VTA COLLEGE CHILD CTR		.0002839469		.0002839469		
4001	COUNTY GENERAL FUND		.2042325651		.2042325651		
4002	ERAF 92-93 SHIFT		.0578591059		.0578591059		
4004	ERAF 93-94 SHIFT		.1202770230		.1202770230		
4005	VENTURA CO OFFICE EDUC		.0161932214		.0161932214		
6100	* VCWPD ADMIN		.0024971206		.0024971206		
6120	* VCWPD ZONE 2		.0246226560		.0246226560		
7770	UNITED WTR CONS DIST		.0063197262		.0063197262		
8031	CITY OXNARD DIST #1		.1736440879		.1736440879		
8600	CALLEGUAS MUN WTR		.0085991966		.0085991966		
TRA 03097	Totals:		1.0000000000		1.0000000000		

Fund NO.	Description	Prior Year Allocation	Prior Year Factor	Adjusted Prior Year Allocation	Adjusted Prior Year Factor	Annual Tax Increment	Current Year Allocation
1031	EL SCH GEN OXNARD		.1931018061		.1931018061		
2007	HI SCH GEN OXNARD		.1361271470		.1361271470		
2015	VTA COM COLLEGE GEN		.0553061079		.0553061079		
2019	VTA COLLEGE CHILD CTR		.0002850830		.0002850830		
4001	COUNTY GENERAL FUND		.1963220717		.1963220717		
4002	ERAF 92-93 SHIFT		.0579611551		.0579611551		
4004	ERAF 93-94 SHIFT		.1203782442		.1203782442		
4005	VENTURA CO OFFICE EDUC		.0159189088		.0159189088		
6100	* VCWPD ADMIN		.0024490629		.0024490629		
6120	* VCWPD ZONE 2		.0245586585		.0245586585		
7770	UNITED WTR CONS DIST		.0062927310		.0062927310		
8031	CITY OXNARD DIST #1		.1753801150		.1753801150		
8600	CALLEGUAS MUN WTR		.0159189088		.0159189088		
TRA 03098 Totals:			1.0000000000		1.0000000000		

No Taxable Parcels Within TRA=03098

Fund NO.	Description	Prior Year Allocation	Prior Year Factor	Adjusted Prior Year Allocation	Adjusted Prior Year Factor	Annual Tax Increment	Current Year Allocation
1029	EL SCH GEN OCN VIEW		.1818181818		.1818181818		
2007	HI SCH GEN OXNARD		.1492537313		.1492537313		
2015	VTA COM COLLEGE GEN		.0597014925		.0597014925		
4001	COUNTY GENERAL FUND		.2152872004		.2152872004		
4002	ERAF 92-93 SHIFT		.0454545455		.0454545455		
4004	ERAF 93-94 SHIFT		.1363636364		.1363636364		
6120	* VCWPD ZONE 2		.0227272727		.0227272727		
8031	CITY OXNARD DIST #1		.1893939394		.1893939394		
TRA 03099 Totals:			1.0000000000		1.0000000000		

No Taxable Parcels Within TRA=03099

Fund NO.	Description	Prior Year Allocation	Prior Year Factor	Adjusted Prior Year Allocation	Adjusted Prior Year Factor	Annual Tax Increment	Current Year Allocation
1029	EL SCH GEN OCN VIEW	33,320.11	.1697311252	35,310.76	.1697311101	459.14-	34,851.62
	Net Transfers:	1,990.65					
2007	HI SCH GEN OXNARD	25,283.19	.1287914574	26,793.70	.1287914631	348.40-	26,445.30
	Net Transfers:	1,510.51					
2015	VTA COM COLLEGE GEN	10,271.66	.0523233631	10,885.32	.0523233555	141.54-	10,743.78
	Net Transfers:	613.66					
2019	VTA COLLEGE CHILD CTR	53.16	.0002708273	56.34	.0002708141	.73-	55.61
	Net Transfers:	3.18					
4001	COUNTY GENERAL FUND	35,970.25	.1832307206	38,175.68	.1835021546	496.40-	37,679.28
	Net Transfers:	2,263.34					
	Negotiated Revenue:	57.91-					
4002	ERAF 92-93 SHIFT	11,299.38	.0575585834	11,974.44	.0575585174	155.70-	11,818.74
	Net Transfers:	675.06					
4004	ERAF 93-94 SHIFT	16,657.42	.0848521373	17,652.60	.0848521922	229.53-	17,423.07
	Net Transfers:	995.18					
4005	VENTURA CO OFFICE EDUC	4,614.86	.0235079390	4,890.56	.0235078536	63.59-	4,826.97
	Net Transfers:	275.70					
6100	* VCWPD ADMIN	439.32	.0022378884	466.26	.0022412100	6.06-	460.20
	Net Transfers:	27.65					
	Negotiated Revenue:	.71-					
6120	* VCWPD ZONE 2	4,331.73	.0220656264	4,597.32	.0220983130	59.78-	4,537.54
	Net Transfers:	272.56					
	Negotiated Revenue:	6.97-					
7770	UNITED WTR CONS DIST	1,139.02	.0058020680	1,210.69	.0058195224	15.74-	1,194.95
	Net Transfers:	71.67					
8034	CITY OXNARD DIST #4	48,140.85	.2452272910	51,092.48	.2455903908	664.35-	50,428.13
	Net Transfers:	3,029.13					
	Negotiated Revenue:	77.50-					
8600	CALLEGUAS MUN WTR	4,790.17	.0244009729	4,933.26	.0237131032	64.15-	4,869.11
	Net Transfers:	143.09					
	Negotiated Revenue:						
TRA 03100	Totals:	196,311.12	1.0000000000	208,039.41	1.0000000000	2,705.11-	205,334.30

*** Gross Assessed Valuation Information(Assessed valuations Minus Local Exemptions) ***

	Prior Year A/V	Transfers	Current Year AVI	A/V
Secured	19,631,066	1,172,814		20,533,369
Unsecured				
State Assessed				
	19,631,066	1,172,814	270,511-	20,533,369

See Next Page For TRA Transfers

No Transfer Out

Transfer In:	TRA From	Adj Pcnt	Transfer Rev
	03058	.6623029435	11,728.29

			11,728.29

*=====> Net Impact On TRA: 11,728.29

Fund NO.	Description	Prior Year Allocation	Prior Year Factor	Adjusted Prior Year Allocation	Adjusted Prior Year Factor	Annual Tax Increment	Current Year Allocation
1029	EL SCH GEN OCN VIEW	95,771.81	.1801668349	95,771.81	.1801668349	1,568.10	97,339.91
2007	HI SCH GEN OXNARD	72,671.92	.1367111286	72,671.92	.1367111286	1,189.88	73,861.80
2015	VTA COM COLLEGE GEN	29,524.29	.0555413821	29,524.29	.0555413821	483.41	30,007.70
2019	VTA COLLEGE CHILD CTR	152.59	.0002870851	152.59	.0002870851	2.50	155.09
4001	COUNTY GENERAL FUND	108,864.77	.2047974435	108,864.77	.2047974435	1,782.46	110,647.23
4002	ERAF 92-93 SHIFT	30,986.13	.0582941903	30,986.13	.0582941903	507.37	31,493.50
4004	ERAF 93-94 SHIFT	64,267.68	.1209005840	64,267.68	.1209005840	1,052.27	65,319.95
4005	VENTURA CO OFFICE EDUC	13,271.69	.0249668385	13,271.69	.0249668385	217.30	13,488.99
6100	* VCWPD ADMIN	1,330.80	.0025035259	1,330.80	.0025035259	21.79	1,352.59
6120	* VCWPD ZONE 2	13,113.81	.0246698510	13,113.81	.0246698510	214.72	13,328.53
7770	UNITED WTR CONS DIST	3,371.78	.0063427061	3,371.78	.0063427061	55.20	3,426.98
8031	CITY OXNARD DIST #1	93,665.55	.1762025737	93,665.55	.1762025737	1,533.59	95,199.14
8600	CALLEGUAS MUN WTR	4,580.17	.0086158563	4,580.17	.0086158563	74.99	4,655.16
TRA 03101	Totals:	531,572.99	1.0000000000	531,572.99	1.0000000000	8,703.58	540,276.57

*** Gross Assessed Valuation Information(Assessed valuations Minus Local Exemptions) ***

	Prior Year A/V	Transfers	Current Year AVI	A/V
Secured	53,624,670			54,395,028
Unsecured				100,000
State Assessed				
	53,624,670		870,358	54,495,028

Fund NO.	Description	Prior Year Allocation	Prior Year Factor	Adjusted Prior Year Allocation	Adjusted Prior Year Factor	Annual Tax Increment	Current Year Allocation
1037	EL SCH GEN RIO		.1922627031		.1922627031		
2007	HI SCH GEN OXNARD		.1358265770		.1358265770		
2015	VTA COM COLLEGE GEN		.0551821867		.0551821867		
2019	VTA COLLEGE CHILD CTR		.0002850322		.0002850322		
4001	COUNTY GENERAL FUND		.1997939270		.1997939270		
4002	ERAF 92-93 SHIFT		.0500184752		.0500184752		
4004	ERAF 93-94 SHIFT		.1195172713		.1195172713		
4005	VENTURA CO OFFICE EDUC		.0248015966		.0248015966		
6100	* VCWPD ADMIN		.0024785410		.0024785410		
6120	* VCWPD ZONE 2		.0244194460		.0244194460		
7770	UNITED WTR CONS DIST		.0070759817		.0070759817		
8031	CITY OXNARD DIST #1		.1781555052		.1781555052		
8600	CALLEGUAS MUN WTR		.0101827570		.0101827570		
TRA 03102	Totals:		1.0000000000		1.0000000000		

Fund NO.	Description	Prior Year Allocation	Prior Year Factor	Adjusted Prior Year Allocation	Adjusted Prior Year Factor	Annual Tax Increment	Current Year Allocation
1029	EL SCH GEN OCN VIEW	184,506.63	.1778312484	184,506.63	.1778312484	3,063.91	187,570.54
2007	HI SCH GEN OXNARD	140,004.26	.1349389546	140,004.26	.1349389546	2,324.91	142,329.17
2015	VTA COM COLLEGE GEN	56,879.15	.0548212823	56,879.15	.0548212823	944.53	57,823.68
2019	VTA COLLEGE CHILD CTR	294.01	.0002833672	294.01	.0002833672	4.88	298.89
4001	COUNTY GENERAL FUND	336,519.88	.3243446972	336,519.88	.3243446972	5,588.24	342,108.12
4005	VENTURA CO OFFICE EDUC	25,567.50	.0246424793	25,567.50	.0246424793	424.57	25,992.07
6100	* VCWPD ADMIN	2,997.95	.0028894830	2,997.95	.0028894830	49.78	3,047.73
6120	* VCWPD ZONE 2	30,585.91	.0294793203	30,585.91	.0294793203	507.91	31,093.82
7770	UNITED WTR CONS DIST	10,984.37	.0105869542	10,984.37	.0105869542	182.41	11,166.78
8031	CITY OXNARD DIST #1	233,014.53	.2245841497	233,014.53	.2245841497	3,869.43	236,883.96
8600	CALLEGUAS MUN WTR	16,183.58	.0155980638	16,183.58	.0155980638	268.74	16,452.32
TRA 03103	Totals:	1,037,537.77	1.0000000000	1,037,537.77	1.0000000000	17,229.31	1,054,767.08

*** Gross Assessed Valuation Information(Assessed valuations Minus Local Exemptions) ***

	Prior Year A/V	Transfers	Current Year AVI	A/V
Secured	90,830,308			89,937,715
Unsecured	22,450,907			25,066,431
State Assessed				
	113,281,215		1,722,931	115,004,146

Fund NO.	Description	Prior Year Allocation	Prior Year Factor	Adjusted Prior Year Allocation	Adjusted Prior Year Factor	Annual Tax Increment	Current Year Allocation
1029	EL SCH GEN OCN VIEW		.1680152834		.1680152834		
2007	HI SCH GEN OXNARD		.1274982391		.1274982391		
2015	VTA COM COLLEGE GEN		.0517916887		.0517916887		
2019	VTA COLLEGE CHILD CTR		.0002641310		.0002641310		
4001	COUNTY GENERAL FUND		.1967218642		.1967218642		
4002	ERAF 92-93 SHIFT		.0614100874		.0614100874		
4004	ERAF 93-94 SHIFT		.0839958002		.0839958002		
4005	VENTURA CO OFFICE EDUC		.0232488376		.0232488376		
6100	* VCWPD ADMIN		.0023209366		.0023209366		
6120	* VCWPD ZONE 2		.0230041130		.0230041130		
7770	UNITED WTR CONS DIST		.0061812699		.0061812699		
8034	CITY OXNARD DIST #4		.2532268123		.2532268123		
8600	CALLEGUAS MUN WTR		.0023209366		.0023209366		
TRA 03104	Totals:		1.0000000000		1.0000000000		

No Taxable Parcels Within TRA=03104

Fund NO.	Description	Prior Year Allocation	Prior Year Factor	Adjusted Prior Year Allocation	Adjusted Prior Year Factor	Annual Tax Increment	Current Year Allocation
1031	EL SCH GEN OXNARD	153,258.73	.1935181174	153,258.73	.1935181174	15,721.51	168,980.24
2007	HI SCH GEN OXNARD	108,036.56	.1364165681	108,036.56	.1364165681	11,082.55	119,119.11
2015	VTA COM COLLEGE GEN	43,891.77	.0554216804	43,891.77	.0554216804	4,502.49	48,394.26
2019	VTA COLLEGE CHILD CTR	226.91	.0002864869	226.91	.0002864869	23.27	250.18
4001	COUNTY GENERAL FUND	161,823.50	.2043487114	161,823.50	.2043487114	16,601.39	178,424.89
4002	ERAF 92-93 SHIFT	45,701.38	.0578640754	45,701.38	.0578640754	4,700.91	50,402.29
4004	ERAF 93-94 SHIFT	95,304.49	.1203189833	95,304.49	.1203189833	9,774.78	105,079.27
4005	VENTURA CO OFFICE EDUC	12,832.45	.0162033911	12,832.45	.0162033911	1,316.37	14,148.82
6100	* VCWPD ADMIN	1,978.27	.0024979529	1,978.27	.0024979529	202.93	2,181.20
6120	* VCWPD ZONE 2	19,495.44	.0246166811	19,495.44	.0246166811	1,999.87	21,495.31
7770	UNITED WTR CONS DIST	5,018.35	.0063198806	5,018.35	.0063198806	513.43	5,531.78
8031	CITY OXNARD DIST #1	137,565.33	.1735902091	137,565.33	.1735902091	14,102.56	151,667.89
8600	CALLEGUAS MUN WTR	6,827.41	.0085972623	6,827.41	.0085972623	698.45	7,525.86
TRA 03105	Totals:	791,960.59	1.0000000000	791,960.59	1.0000000000	81,240.51	873,201.10

*** Gross Assessed Valuation Information(Assessed valuations Minus Local Exemptions) ***

	Prior Year A/V	Transfers	Current Year AVI	A/V
Secured	79,241,184		87,387,406	
Unsecured	455,396		433,225	
State Assessed				
	79,696,580		8,124,051	87,820,631

Fund NO.	Description	Prior Year Allocation	Prior Year Factor	Adjusted Prior Year Allocation	Adjusted Prior Year Factor	Annual Tax Increment	Current Year Allocation
1031	EL SCH GEN OXNARD	20,608.69	.1935188763	20,608.69	.1935188763	330.08	20,938.77
2007	HI SCH GEN OXNARD	14,527.66	.1364168349	14,527.66	.1364168349	232.68	14,760.34
2015	VTA COM COLLEGE GEN	5,902.14	.0554219783	5,902.14	.0554219783	94.53	5,996.67
2019	VTA COLLEGE CHILD CTR	30.47	.0002861319	30.47	.0002861319	.49	30.96
4001	COUNTY GENERAL FUND	21,763.70	.2043485090	21,763.70	.2043485090	348.56	22,112.26
4002	ERAF 92-93 SHIFT	6,178.58	.0578634580	6,178.58	.0578634580	98.70	6,277.28
4004	ERAF 93-94 SHIFT	12,811.10	.1203185507	12,811.10	.1203185507	205.22	13,016.32
4005	VENTURA CO OFFICE EDUC	1,725.54	.0162033415	1,725.54	.0162033415	27.64	1,753.18
6100	* VCWPD ADMIN	266.06	.0024984065	266.06	.0024984065	4.26	270.32
6120	* VCWPD ZONE 2	2,621.54	.0246167284	2,621.54	.0246167284	41.99	2,663.53
7770	UNITED WTR CONS DIST	671.23	.0063194057	671.23	.0063194057	10.78	682.01
8031	CITY OXNARD DIST #1	18,474.77	.1735905503	18,474.77	.1735905503	296.09	18,770.86
8600	CALLEGUAS MUN WTR	913.09	.0085972285	913.09	.0085972285	14.66	927.75
TRA 03106	Totals:	106,494.57	1.0000000000	106,494.57	1.0000000000	1,705.68	108,200.25

*** Gross Assessed Valuation Information(Assessed valuations Minus Local Exemptions) ***

	Prior Year A/V	Transfers	Current Year AVI	A/V
Secured	10,719,609			10,890,177
Unsecured				
State Assessed				
	10,719,609		170,568	10,890,177

Fund NO.	Description	Prior Year Allocation	Prior Year Factor	Adjusted Prior Year Allocation	Adjusted Prior Year Factor	Annual Tax Increment	Current Year Allocation
1015	EL SCH GEN PT HUE		.1892147588		.1892147588		
2007	HI SCH GEN OXNARD		.1352885525		.1352885525		
2015	VTA COM COLLEGE GEN		.0548722800		.0548722800		
4001	COUNTY GENERAL FUND		.2024597919		.2024597919		
4002	ERAF 92-93 SHIFT		.0577105014		.0577105014		
4004	ERAF 93-94 SHIFT		.1201513718		.1201513718		
4005	VENTURA CO OFFICE EDUC		.0236518448		.0236518448		
6100	* VCWPD ADMIN		.0028382214		.0028382214		
6120	* VCWPD ZONE 2		.0245979186		.0245979186		
7770	UNITED WTR CONS DIST		.0066225166		.0066225166		
8031	CITY OXNARD DIST #1		.1740775781		.1740775781		
8600	CALLEGUAS MUN WTR		.0085146641		.0085146641		
TRA 03107	Totals:		1.0000000000		1.0000000000		

Fund NO.	Description	Prior Year Allocation	Prior Year Factor	Adjusted Prior Year Allocation	Adjusted Prior Year Factor	Annual Tax Increment	Current Year Allocation
1031	EL SCH GEN OXNARD		.1962911466		.1962911466		
2007	HI SCH GEN OXNARD		.1383599368		.1383599368		
2015	VTA COM COLLEGE GEN		.0562132108		.0562132108		
2019	VTA COLLEGE CHILD CTR		.0002871350		.0002871350		
4001	COUNTY GENERAL FUND		.2071908504		.2071908504		
4002	ERAF 92-93 SHIFT		.0535579555		.0535579555		
4004	ERAF 93-94 SHIFT		.1219739593		.1219739593		
4005	VENTURA CO OFFICE EDUC		.0163508590		.0163508590		
6100	* VCWPD ADMIN		.0024736468		.0024736468		
6120	* VCWPD ZONE 2		.0242460497		.0242460497		
7770	UNITED WTR CONS DIST		.0060628597		.0060628597		
8031	CITY OXNARD DIST #1		.1709295307		.1709295307		
8600	CALLEGUAS MUN WTR		.0060628597		.0060628597		
TRA 03108	Totals:		1.0000000000		1.0000000000		

No Taxable Parcels Within TRA=03108

Fund NO.	Description	Prior Year Allocation	Prior Year Factor	Adjusted Prior Year Allocation	Adjusted Prior Year Factor	Annual Tax Increment	Current Year Allocation
1037	EL SCH GEN RIO	3,742.80	.2009947999	3,742.80	.2009947999	43.98-	3,698.82
2007	HI SCH GEN OXNARD	2,643.40	.1419539057	2,643.40	.1419539057	31.06-	2,612.34
2015	VTA COM COLLEGE GEN	1,071.03	.0575158066	1,071.03	.0575158066	12.59-	1,058.44
4001	COUNTY GENERAL FUND	4,019.63	.2158592499	4,019.63	.2158592499	47.23-	3,972.40
4002	ERAF 92-93 SHIFT	968.34	.0520009044	968.34	.0520009044	11.38-	956.96
4004	ERAF 93-94 SHIFT	2,265.04	.1216368980	2,265.04	.1216368980	26.62-	2,238.42
4005	VENTURA CO OFFICE EDUC	442.05	.0237395433	442.05	.0237395433	5.19-	436.86
6100	* VCWPD ADMIN	46.31	.0024869998	46.31	.0024869998	.54-	45.77
6120	* VCWPD ZONE 2	475.75	.0255482704	475.75	.0255482704	5.59-	470.16
7770	UNITED WTR CONS DIST	113.66	.0061044540	113.66	.0061044540	1.34-	112.32
8031	CITY OXNARD DIST #1	2,833.42	.1521591680	2,833.42	.1521591680	33.29-	2,800.13
TRA 03109	Totals:	18,621.43	1.0000000000	18,621.43	1.0000000000	218.81-	18,402.62

*** Gross Assessed Valuation Information(Assessed valuations Minus Local Exemptions) ***

	Prior Year A/V	Transfers	Current Year AVI	A/V
Secured	1,392,038			1,406,457
Unsecured	488,300			452,000
State Assessed				
	1,880,338		21,881-	1,858,457

Fund NO.	Description	Prior Year Allocation	Prior Year Factor	Adjusted Prior Year Allocation	Adjusted Prior Year Factor	Annual Tax Increment	Current Year Allocation
1031	EL SCH GEN OXNARD	395,548.20	.1935725593	395,548.20	.1935725593	17,111.41	412,659.61
2007	HI SCH GEN OXNARD	278,833.50	.1364549576	278,833.50	.1364549576	12,062.33	290,895.83
2015	VTA COM COLLEGE GEN	113,281.08	.0554372704	113,281.08	.0554372704	4,900.54	118,181.62
2019	VTA COLLEGE CHILD CTR	585.61	.0002865792	585.61	.0002865792	25.33	610.94
4001	COUNTY GENERAL FUND	417,321.76	.2042250575	417,321.76	.2042250575	18,053.05	435,374.81
4002	ERAF 92-93 SHIFT	118,291.67	.0578600594	118,291.67	.0578600594	5,114.71	123,406.38
4004	ERAF 93-94 SHIFT	245,759.25	.1202730557	245,759.25	.1202730557	10,631.89	256,391.14
4005	VENTURA CO OFFICE EDUC	33,120.33	.0162083624	33,120.33	.0162083624	1,432.79	34,553.12
6100	* VCWPD ADMIN	5,106.03	.0024987667	5,106.03	.0024987667	220.89	5,326.92
6120	* VCWPD ZONE 2	50,316.23	.0246236422	50,316.23	.0246236422	2,176.68	52,492.91
7770	UNITED WTR CONS DIST	12,910.01	.0063209899	12,910.01	.0063209899	558.76	13,468.77
8031	CITY OXNARD DIST #1	354,773.14	.1736389704	354,773.14	.1736389704	15,349.32	370,122.46
8600	CALLEGUAS MUN WTR	17,563.78	.0085997293	17,563.78	.0085997293	760.20	18,323.98
TRA 03110	Totals:	2,043,410.59	1.0000000000	2,043,410.59	1.0000000000	88,397.90	2,131,808.49

*** Gross Assessed Valuation Information(Assessed valuations Minus Local Exemptions) ***

	Prior Year A/V	Transfers	Current Year AVI	A/V
Secured	198,696,636		206,287,236	
Unsecured	6,592,110		7,841,300	
State Assessed				
	205,288,746		8,839,790	214,128,536

Fund NO.	Description	Prior Year Allocation	Prior Year Factor	Adjusted Prior Year Allocation	Adjusted Prior Year Factor	Annual Tax Increment	Current Year Allocation
1031	EL SCH GEN OXNARD	697,580.90	.1935725264	697,580.90	.1935725264	34,607.10	732,188.00
2007	HI SCH GEN OXNARD	491,745.13	.1364549296	491,745.13	.1364549296	24,395.55	516,140.68
2015	VTA COM COLLEGE GEN	199,780.29	.0554372597	199,780.29	.0554372597	9,911.13	209,691.42
2019	VTA COLLEGE CHILD CTR	1,032.84	.0002866106	1,032.84	.0002866106	51.24	1,084.08
4001	COUNTY GENERAL FUND	735,978.42	.2042249162	735,978.42	.2042249162	36,511.54	772,489.96
4002	ERAF 92-93 SHIFT	208,603.83	.0578601540	208,603.83	.0578601540	10,344.30	218,948.13
4004	ERAF 93-94 SHIFT	433,417.83	.1202730222	433,417.83	.1202730222	21,502.53	454,920.36
4005	VENTURA CO OFFICE EDUC	58,410.52	.0162083992	58,410.52	.0162083992	2,897.75	61,308.27
6100	* VCWPD ADMIN	9,004.82	.0024987573	9,004.82	.0024987573	446.73	9,451.55
6120	* VCWPD ZONE 2	88,736.60	.0246236244	88,736.60	.0246236244	4,402.24	93,138.84
7770	UNITED WTR CONS DIST	22,769.36	.0063210060	22,769.36	.0063210060	1,130.08	23,899.44
8031	CITY OXNARD DIST #1	625,680.73	.1736390597	625,680.73	.1736390597	31,043.37	656,724.10
8600	CALLEGUAS MUN WTR	30,977.16	.0085997347	30,977.16	.0085997347	1,537.47	32,514.63
TRA 03111	Totals:	3,603,718.43	1.0000000000	3,603,718.43	1.0000000000	178,781.03	3,782,499.46

*** Gross Assessed Valuation Information(Assessed valuations Minus Local Exemptions) ***

	Prior Year A/V	Transfers	Current Year AVI	A/V
Secured	346,971,035		362,118,348	
Unsecured	13,666,310		16,397,100	
State Assessed				
	360,637,345		17,878,103	378,515,448

Fund NO.	Description	Prior Year Allocation	Prior Year Factor	Adjusted Prior Year Allocation	Adjusted Prior Year Factor	Annual Tax Increment	Current Year Allocation
1029	EL SCH GEN OCN VIEW		.1823783143		.1823783143		
2007	HI SCH GEN OXNARD		.1385392523		.1385392523		
2015	VTA COM COLLEGE GEN		.0560247789		.0560247789		
2019	VTA COLLEGE CHILD CTR		.0001995614		.0001995614		
4001	COUNTY GENERAL FUND		.3249482800		.3249482800		
4005	VENTURA CO OFFICE EDUC		.0238912390		.0238912390		
6100	* VCWPD ADMIN		.0029041060		.0029041060		
6120	* VCWPD ZONE 2		.0301461151		.0301461151		
7770	UNITED WTR CONS DIST		.0102362484		.0102362484		
8031	CITY OXNARD DIST #1		.2307321046		.2307321046		
TRA 03112 Totals:			1.0000000000		1.0000000000		

No Taxable Parcels Within TRA=03112

Fund NO.	Description	Prior Year Allocation	Prior Year Factor	Adjusted Prior Year Allocation	Adjusted Prior Year Factor	Annual Tax Increment	Current Year Allocation
1037	EL SCH GEN RIO	49.45	.2026285512	49.45	.2026285512	.52	49.97
2007	HI SCH GEN OXNARD	34.97	.1431985131	34.97	.1431985131	.37	35.34
2015	VTA COM COLLEGE GEN	14.20	.0581909904	14.20	.0581909904	.15	14.35
2019	VTA COLLEGE CHILD CTR	.07	.0003097619	.07	.0003097619		.07
4001	COUNTY GENERAL FUND	42.07	.1720063723	42.07	.1720063723	.44	42.51
4002	ERAF 92-93 SHIFT	14.21	.0582352421	14.21	.0582352421	.15	14.36
4004	ERAF 93-94 SHIFT	26.31	.1077086468	26.31	.1077086468	.28	26.59
4005	VENTURA CO OFFICE EDUC	6.77	.0277900699	6.77	.0277900699	.07	6.84
6100	* VCWPD ADMIN	.60	.0025223471	.60	.0025223471	.01	.61
6120	* VCWPD ZONE 2	6.04	.0247367024	6.04	.0247367024	.06	6.10
7770	UNITED WTR CONS DIST	1.55	.0063722453	1.55	.0063722453	.02	1.57
8031	CITY OXNARD DIST #1	44.57	.1825825294	44.57	.1825825294	.47	45.04
8600	CALLEGUAS MUN WTR	3.34	.0137180281	3.34	.0137180281	.04	3.38
TRA 03113	Totals:	244.15	1.0000000000	244.15	1.0000000000	2.58	246.73

*** Gross Assessed Valuation Information(Assessed valuations Minus Local Exemptions) ***

	Prior Year A/V	Transfers	Current Year AVI	A/V
Secured	24,969			25,227
Unsecured				
State Assessed				
	24,969		258	25,227

Fund NO.	Description	Prior Year Allocation	Prior Year Factor	Adjusted Prior Year Allocation	Adjusted Prior Year Factor	Annual Tax Increment	Current Year Allocation
1029	EL SCH GEN OCN VIEW	79,141.49	.1801667366	79,141.49	.1801667366	1,222.49	80,363.98
2007	HI SCH GEN OXNARD	60,052.82	.1367111465	60,052.82	.1367111465	927.63	60,980.45
2015	VTA COM COLLEGE GEN	24,397.51	.0555413129	24,397.51	.0555413129	376.87	24,774.38
2019	VTA COLLEGE CHILD CTR	126.11	.0002871289	126.11	.0002871289	1.95	128.06
4001	COUNTY GENERAL FUND	99,614.91	.3185454587	99,614.91	.3185454587	2,161.42	101,776.33
4002	ERAF 92-93 SHIFT	20,414.01		20,414.01			20,414.01
4004	ERAF 93-94 SHIFT	42,953.35		42,953.35			42,953.35
4005	VENTURA CO OFFICE EDUC	10,967.17	.0249668212	10,967.17	.0249668212	169.41	11,136.58
6100	* VCWPD ADMIN	1,134.49	.0029144350	1,134.49	.0029144350	19.78	1,154.27
6120	* VCWPD ZONE 2	11,263.57	.0297122986	11,263.57	.0297122986	201.61	11,465.18
7770	UNITED WTR CONS DIST	3,111.79	.0101389822	3,111.79	.0101389822	68.80	3,180.59
8031	CITY OXNARD DIST #1	81,863.88	.2272448110	81,863.88	.2272448110	1,541.93	83,405.81
8600	CALLEGUAS MUN WTR	4,226.92	.0137708684	4,226.92	.0137708684	93.44	4,320.36
TRA 03114	Totals:	439,268.02	1.0000000000	439,268.02	1.0000000000	6,785.33	446,053.35

*** Gross Assessed Valuation Information(Assessed valuations Minus Local Exemptions) ***

	Prior Year A/V	Transfers	Current Year AVI	A/V
Secured	36,822,562			37,203,895
Unsecured	6,704,400			7,001,600
State Assessed				
	43,526,962		678,533	44,205,495

Fund NO.	Description	Prior Year Allocation	Prior Year Factor	Adjusted Prior Year Allocation	Adjusted Prior Year Factor	Annual Tax Increment	Current Year Allocation
1031	EL SCH GEN OXNARD		.1962787878		.1962787878		
2007	HI SCH GEN OXNARD		.1383679267		.1383679267		
2015	VTA COM COLLEGE GEN		.0562155008		.0562155008		
2019	VTA COLLEGE CHILD CTR		.0002905194		.0002905194		
4001	COUNTY GENERAL FUND		.2071927197		.2071927197		
4002	ERAF 92-93 SHIFT		.0535454545		.0535454545		
4004	ERAF 93-94 SHIFT		.1219636364		.1219636364		
4005	VENTURA CO OFFICE EDUC		.0163696970		.0163696970		
6100	* VCWPD ADMIN		.0024545455		.0024545455		
6120	* VCWPD ZONE 2		.0242363636		.0242363636		
7770	UNITED WTR CONS DIST		.0060606061		.0060606061		
8031	CITY OXNARD DIST #1		.1709636364		.1709636364		
8600	CALLEGUAS MUN WTR		.0060606061		.0060606061		
TRA 03115	Totals:		1.0000000000		1.0000000000		

No Taxable Parcels Within TRA=03115

Fund NO.	Description	Prior Year Allocation	Prior Year Factor	Adjusted Prior Year Allocation	Adjusted Prior Year Factor	Annual Tax Increment	Current Year Allocation
1031	EL SCH GEN OXNARD		.1951592914		.1951592914		
2007	HI SCH GEN OXNARD		.1378581322		.1378581322		
2015	VTA COM COLLEGE GEN		.0559160166		.0559160166		
2019	VTA COLLEGE CHILD CTR		.0001458045		.0001458045		
4001	COUNTY GENERAL FUND		.2114594817		.2114594817		
4002	ERAF 92-93 SHIFT		.0538696094		.0538696094		
4004	ERAF 93-94 SHIFT		.1220363636		.1220363636		
4005	VENTURA CO OFFICE EDUC		.0152000000		.0152000000		
6100	* VCWPD ADMIN		.0023291360		.0023291360		
6120	* VCWPD ZONE 2		.0246742849		.0246742849		
7770	UNITED WTR CONS DIST		.0061090909		.0061090909		
8031	CITY OXNARD DIST #1		.1752427888		.1752427888		
TRA 03116	Totals:		1.0000000000		1.0000000000		

Fund NO.	Description	Prior Year Allocation	Prior Year Factor	Adjusted Prior Year Allocation	Adjusted Prior Year Factor	Annual Tax Increment	Current Year Allocation
1029	EL SCH GEN OCN VIEW		.1880555555		.1880555555		
2007	HI SCH GEN OXNARD		.1348050728		.1348050728		
2015	VTA COM COLLEGE GEN		.0544856740		.0544856740		
2019	VTA COLLEGE CHILD CTR		.0004697040		.0004697040		
4001	COUNTY GENERAL FUND		.3210837970		.3210837970		
4005	VENTURA CO OFFICE EDUC		.0235483871		.0235483871		
6100	* VCWPD ADMIN		.0023680978		.0023680978		
6120	* VCWPD ZONE 2		.0289484812		.0289484812		
7770	UNITED WTR CONS DIST		.0097472747		.0097472747		
8031	CITY OXNARD DIST #1		.2235054670		.2235054670		
8600	CALLEGUAS MUN WTR		.0129824889		.0129824889		
TRA 03117	Totals:		1.0000000000		1.0000000000		

Fund NO.	Description	Prior Year Allocation	Prior Year Factor	Adjusted Prior Year Allocation	Adjusted Prior Year Factor	Annual Tax Increment	Current Year Allocation
1029	EL SCH GEN OCN VIEW		.1992187500		.1992187500		
2007	HI SCH GEN OXNARD		.1428571429		.1428571429		
2015	VTA COM COLLEGE GEN		.0561224490		.0561224490		
4001	COUNTY GENERAL FUND		.3446531915		.3446531915		
4005	VENTURA CO OFFICE EDUC		.0117187500		.0117187500		
6100	* VCWPD ADMIN		.0032234991		.0032234991		
6140	* VCWPD ZONE 4		.0344560297		.0344560297		
8031	CITY OXNARD DIST #1		.1969728133		.1969728133		
8600	CALLEGUAS MUN WTR		.0107773745		.0107773745		
TRA 03118 Totals:			1.0000000000		1.0000000000		

No Taxable Parcels Within TRA=03118

Fund NO.	Description	Prior Year Allocation	Prior Year Factor	Adjusted Prior Year Allocation	Adjusted Prior Year Factor	Annual Tax Increment	Current Year Allocation
1037	EL SCH GEN RIO	501,786.46	.1915641101	501,786.46	.1915641101	17,048.76	518,835.22
2007	HI SCH GEN OXNARD	354,493.19	.1353328101	354,493.19	.1353328101	12,044.31	366,537.50
2015	VTA COM COLLEGE GEN	144,019.21	.0549813846	144,019.21	.0549813846	4,893.22	148,912.43
2019	VTA COLLEGE CHILD CTR	744.48	.0002842233	744.48	.0002842233	25.30	769.78
4001	COUNTY GENERAL FUND	530,612.57	.2025688780	530,612.57	.2025688780	18,028.14	548,640.71
4002	ERAF 92-93 SHIFT	150,918.36	.0576152298	150,918.36	.0576152298	5,127.62	156,045.98
4004	ERAF 93-94 SHIFT	312,373.95	.1192531864	312,373.95	.1192531864	10,613.26	322,987.21
4005	VENTURA CO OFFICE EDUC	64,739.56	.0247152468	64,739.56	.0247152468	2,199.60	66,939.16
6100	* VCWPD ADMIN	6,491.46	.0024782136	6,491.46	.0024782136	220.56	6,712.02
6120	* VCWPD ZONE 2	63,969.14	.0244211199	63,969.14	.0244211199	2,173.42	66,142.56
7770	UNITED WTR CONS DIST	16,357.00	.0062445119	16,357.00	.0062445119	555.75	16,912.75
8031	CITY OXNARD DIST #1	450,662.45	.1720467907	450,662.45	.1720467907	15,311.77	465,974.22
8600	CALLEGUAS MUN WTR	22,250.13	.0084942948	22,250.13	.0084942948	755.97	23,006.10
TRA 03119	Totals:	2,619,417.96	1.0000000000	2,619,417.96	1.0000000000	88,997.68	2,708,415.64

*** Gross Assessed Valuation Information(Assessed valuations Minus Local Exemptions) ***

	Prior Year A/V	Transfers	Current Year AVI	A/V
Secured	258,555,719		267,694,557	
Unsecured	3,746,840		3,507,770	
State Assessed				
	262,302,559		8,899,768	271,202,327

Fund NO.	Description	Prior Year Allocation	Prior Year Factor	Adjusted Prior Year Allocation	Adjusted Prior Year Factor	Annual Tax Increment	Current Year Allocation
1029	EL SCH GEN OCN VIEW	4,629.20	.1806953822	4,629.20	.1806953822	47.75	4,676.95
2007	HI SCH GEN OXNARD	3,512.69	.1371138004	3,512.69	.1371138004	36.23	3,548.92
2015	VTA COM COLLEGE GEN	1,427.11	.0557045815	1,427.11	.0557045815	14.72	1,441.83
2019	VTA COLLEGE CHILD CTR	7.36	.0002856071	7.36	.0002856071	.08	7.44
4001	COUNTY GENERAL FUND	5,261.93	.2053888292	5,261.93	.2053888292	54.27	5,316.20
4002	ERAF 92-93 SHIFT	1,492.04	.0582251463	1,492.04	.0582251463	15.39	1,507.43
4004	ERAF 93-94 SHIFT	3,095.99	.1208491422	3,095.99	.1208491422	31.94	3,127.93
4005	VENTURA CO OFFICE EDUC	640.99	.0250208328	640.99	.0250208328	6.61	647.60
6100	* VCWPD ADMIN	64.22	.0025075249	64.22	.0025075249	.66	64.88
6120	* VCWPD ZONE 2	633.85	.0247418627	633.85	.0247418627	6.54	640.39
7770	UNITED WTR CONS DIST	162.70	.0063527385	162.70	.0063527385	1.68	164.38
8031	CITY OXNARD DIST #1	4,469.53	.1744730893	4,469.53	.1744730893	46.11	4,515.64
8600	CALLEGUAS MUN WTR	221.34	.0086414629	221.34	.0086414629	2.28	223.62
TRA 03120	Totals:	25,618.95	1.0000000000	25,618.95	1.0000000000	264.26	25,883.21

*** Gross Assessed Valuation Information(Assessed valuations Minus Local Exemptions) ***

	Prior Year A/V	Transfers	Current Year AVI	A/V
Secured	2,550,995			2,577,421
Unsecured				
State Assessed				
	2,550,995		26,426	2,577,421

Fund NO.	Description	Prior Year Allocation	Prior Year Factor	Adjusted Prior Year Allocation	Adjusted Prior Year Factor	Annual Tax Increment	Current Year Allocation
1031	EL SCH GEN OXNARD	115,507.13	.1931597300	115,507.13	.1931597300	306.97-	115,200.16
2007	HI SCH GEN OXNARD	81,425.14	.1361652394	81,425.14	.1361652394	216.40-	81,208.74
2015	VTA COM COLLEGE GEN	33,079.86	.0553186456	33,079.86	.0553186456	87.91-	32,991.95
2019	VTA COLLEGE CHILD CTR	170.72	.0002854815	170.72	.0002854815	.45-	170.27
4001	COUNTY GENERAL FUND	165,069.10	.3164045504	165,069.10	.3164045504	502.83-	164,566.27
4002	ERAF 92-93 SHIFT	12,145.50		12,145.50			12,145.50
4004	ERAF 93-94 SHIFT	25,784.45		25,784.45			25,784.45
4005	VENTURA CO OFFICE EDUC	9,670.06	.0161709888	9,670.06	.0161709888	25.70-	9,644.36
6100	* VCWPD ADMIN	1,647.86	.0029018847	1,647.86	.0029018847	4.61-	1,643.25
6120	* VCWPD ZONE 2	16,619.40	.0295854796	16,619.40	.0295854796	47.02-	16,572.38
7770	UNITED WTR CONS DIST	5,212.42	.0100587571	5,212.42	.0100587571	15.99-	5,196.43
8031	CITY OXNARD DIST #1	124,637.39	.2263715593	124,637.39	.2263715593	359.75-	124,277.64
8600	CALLEGUAS MUN WTR	7,021.95	.0135776836	7,021.95	.0135776836	21.58-	7,000.37
TRA 03121	Totals:	597,990.98	1.0000000000	597,990.98	1.0000000000	1,589.21-	596,401.77

*** Gross Assessed Valuation Information(Assessed valuations Minus Local Exemptions) ***

	Prior Year A/V	Transfers	Current Year AVI	A/V
Secured	46,787,459		47,272,148	
Unsecured	13,064,960		12,421,350	
State Assessed				
	59,852,419		158,921-	59,693,498

Fund NO.	Description	Prior Year Allocation	Prior Year Factor	Adjusted Prior Year Allocation	Adjusted Prior Year Factor	Annual Tax Increment	Current Year Allocation
1015	EL SCH GEN PT HUE	486.37	.1889301735	486.37	.1889301735	44.76	531.13
2007	HI SCH GEN OXNARD	348.34	.1353133014	348.34	.1353133014	32.06	380.40
2015	VTA COM COLLEGE GEN	141.52	.0549671089	141.52	.0549671089	13.02	154.54
2019	VTA COLLEGE CHILD CTR	.68	.0002787379	.68	.0002787379	.07	.75
4001	COUNTY GENERAL FUND	521.41	.2025170992	521.41	.2025170992	47.96	569.37
4002	ERAF 92-93 SHIFT	148.22	.0575997618	148.22	.0575997618	13.65	161.87
4004	ERAF 93-94 SHIFT	308.12	.1196753732	308.12	.1196753732	28.35	336.47
4005	VENTURA CO OFFICE EDUC	63.50	.0246749121	63.50	.0246749121	5.85	69.35
6100	* VCWPD ADMIN	6.31	.0024568226	6.31	.0024568226	.58	6.89
6120	* VCWPD ZONE 2	62.91	.0244323171	62.91	.0244323171	5.79	68.70
7770	UNITED WTR CONS DIST	16.17	.0062814457	16.17	.0062814457	1.49	17.66
8031	CITY OXNARD DIST #1	448.92	.1743524766	448.92	.1743524766	41.30	490.22
8600	CALLEGUAS MUN WTR	21.96	.0085204700	21.96	.0085204700	2.02	23.98
TRA 03123	Totals:	2,574.43	1.0000000000	2,574.43	1.0000000000	236.90	2,811.33

*** Gross Assessed Valuation Information(Assessed valuations Minus Local Exemptions) ***

	Prior Year A/V	Transfers	Current Year AVI	A/V
Secured	261,373			285,063
Unsecured				
State Assessed				
	261,373		23,690	285,063

Fund NO.	Description	Prior Year Allocation	Prior Year Factor	Adjusted Prior Year Allocation	Adjusted Prior Year Factor	Annual Tax Increment	Current Year Allocation
1015	EL SCH GEN PT HUE	219,427.38	.1884226381	219,427.38	.1884226381	9,702.45	229,129.83
2007	HI SCH GEN OXNARD	157,145.79	.1349413514	157,145.79	.1349413514	6,948.53	164,094.32
2015	VTA COM COLLEGE GEN	63,843.36	.0548223714	63,843.36	.0548223714	2,822.97	66,666.33
2019	VTA COLLEGE CHILD CTR	330.00	.0002833719	330.00	.0002833719	14.59	344.59
4001	COUNTY GENERAL FUND	239,295.80	.2054823071	239,295.80	.2054823071	10,580.90	249,876.70
4002	ERAF 92-93 SHIFT	67,107.68	.0576117537	67,107.68	.0576117537	2,966.60	70,074.28
4004	ERAF 93-94 SHIFT	140,313.64	.1204893527	140,313.64	.1204893527	6,204.36	146,518.00
4005	VENTURA CO OFFICE EDUC	28,698.76	.0246436817	28,698.76	.0246436817	1,268.98	29,967.74
6100	* VCWPD ADMIN	2,877.67	.0024710669	2,877.67	.0024710669	127.24	3,004.91
6120	* VCWPD ZONE 2	28,357.39	.0243505130	28,357.39	.0243505130	1,253.88	29,611.27
7770	UNITED WTR CONS DIST	7,292.16	.0062633209	7,292.16	.0062633209	322.52	7,614.68
8031	CITY OXNARD DIST #1	199,957.88	.1717139239	199,957.88	.1717139239	8,842.06	208,799.94
8600	CALLEGUAS MUN WTR	9,901.34	.0085043473	9,901.34	.0085043473	437.91	10,339.25
TRA 03124	Totals:	1,164,548.85	1.0000000000	1,164,548.85	1.0000000000	51,492.99	1,216,041.84

*** Gross Assessed Valuation Information(Assessed valuations Minus Local Exemptions) ***

	Prior Year A/V	Transfers	Current Year AVI	A/V
Secured	116,930,836			122,046,235
Unsecured	22,900			56,800
State Assessed				
	116,953,736		5,149,299	122,103,035

Fund NO.	Description	Prior Year Allocation	Prior Year Factor	Adjusted Prior Year Allocation	Adjusted Prior Year Factor	Annual Tax Increment	Current Year Allocation
1029	EL SCH GEN OCN VIEW		.1887846820		.1887846820		
2007	HI SCH GEN OXNARD		.1351968796		.1351968796		
2015	VTA COM COLLEGE GEN		.0548848439		.0548848439		
2019	VTA COLLEGE CHILD CTR		.0001857355		.0001857355		
4001	COUNTY GENERAL FUND		.3163185717		.3163185717		
4005	VENTURA CO OFFICE EDUC		.0241224097		.0241224097		
6100	* VCWPD ADMIN		.0027860018		.0027860018		
6120	* VCWPD ZONE 2		.0293829620		.0293829620		
7770	UNITED WTR CONS DIST		.0099922744		.0099922744		
8031	CITY OXNARD DIST #1		.2247502027		.2247502027		
8600	CALLEGUAS MUN WTR		.0135954367		.0135954367		
TRA 03125 Totals:			1.0000000000		1.0000000000		

No Taxable Parcels Within TRA=03125

Fund NO.	Description	Prior Year Allocation	Prior Year Factor	Adjusted Prior Year Allocation	Adjusted Prior Year Factor	Annual Tax Increment	Current Year Allocation
1037	EL SCH GEN RIO	17,892.73	.1915660829	17,892.73	.1915660829	185.61	18,078.34
2007	HI SCH GEN OXNARD	12,640.44	.1353334247	12,640.44	.1353334247	131.13	12,771.57
2015	VTA COM COLLEGE GEN	5,135.38	.0549809479	5,135.38	.0549809479	53.27	5,188.65
2019	VTA COLLEGE CHILD CTR	26.53	.0002841327	26.53	.0002841327	.28	26.81
4001	COUNTY GENERAL FUND	18,918.29	.2025460048	18,918.29	.2025460048	196.25	19,114.54
4002	ERAF 92-93 SHIFT	5,359.75	.0573839175	5,359.75	.0573839175	55.60	5,415.35
4004	ERAF 93-94 SHIFT	11,141.43	.1192845012	11,141.43	.1192845012	115.58	11,257.01
4005	VENTURA CO OFFICE EDUC	2,308.03	.0247105999	2,308.03	.0247105999	23.94	2,331.97
6100	* VCWPD ADMIN	231.44	.0024778438	231.44	.0024778438	2.40	233.84
6120	* VCWPD ZONE 2	2,281.00	.0244212726	2,281.00	.0244212726	23.66	2,304.66
7770	UNITED WTR CONS DIST	585.50	.0062687006	585.50	.0062687006	6.07	591.57
8031	CITY OXNARD DIST #1	16,085.13	.1722134914	16,085.13	.1722134914	166.86	16,251.99
8600	CALLEGUAS MUN WTR	796.65	.0085290800	796.65	.0085290800	8.26	804.91
TRA 03126	Totals:	93,402.30	1.0000000000	93,402.30	1.0000000000	968.91	94,371.21

*** Gross Assessed Valuation Information(Assessed valuations Minus Local Exemptions) ***

	Prior Year A/V	Transfers	Current Year AVI	A/V
Secured	9,352,677			9,449,568
Unsecured				
State Assessed				
	9,352,677		96,891	9,449,568

Fund NO.	Description	Prior Year Allocation	Prior Year Factor	Adjusted Prior Year Allocation	Adjusted Prior Year Factor	Annual Tax Increment	Current Year Allocation
1029	EL SCH GEN OCN VIEW		.1827432307		.1827432307		
2007	HI SCH GEN OXNARD		.1386752277		.1386752277		
2015	VTA COM COLLEGE GEN		.0563323069		.0563323069		
2019	VTA COLLEGE CHILD CTR		.0002882788		.0002882788		
4001	COUNTY GENERAL FUND		.2075743977		.2075743977		
4002	ERAF 92-93 SHIFT		.0539623440		.0539623440		
4004	ERAF 93-94 SHIFT		.1226399644		.1226399644		
4005	VENTURA CO OFFICE EDUC		.0252338729		.0252338729		
6100	* VCWPD ADMIN		.0025357528		.0025357528		
6120	* VCWPD ZONE 2		.0250201088		.0250201088		
7770	UNITED WTR CONS DIST		.0062600058		.0062600058		
8031	CITY OXNARD DIST #1		.1787345095		.1787345095		
TRA 03127	Totals:		1.0000000000		1.0000000000		

Fund NO.	Description	Prior Year Allocation	Prior Year Factor	Adjusted Prior Year Allocation	Adjusted Prior Year Factor	Annual Tax Increment	Current Year Allocation
1031	EL SCH GEN OXNARD		.1848088552		.1848088552		
2007	HI SCH GEN OXNARD		.1302771099		.1302771099		
2015	VTA COM COLLEGE GEN		.0529271105		.0529271105		
2019	VTA COLLEGE CHILD CTR		.0002732699		.0002732699		
4001	COUNTY GENERAL FUND		.2240867346		.2240867346		
4002	ERAF 92-93 SHIFT		.0584910674		.0584910674		
4004	ERAF 93-94 SHIFT		.1276383469		.1276383469		
4005	VENTURA CO OFFICE EDUC		.0154701919		.0154701919		
6100	* VCWPD ADMIN		.0023855420		.0023855420		
6120	* VCWPD ZONE 2		.0235087297		.0235087297		
7770	UNITED WTR CONS DIST		.0061375279		.0061375279		
8031	CITY OXNARD DIST #1		.1657852664		.1657852664		
8600	CALLEGUAS MUN WTR		.0082102477		.0082102477		
TRA 03128	Totals:		1.0000000000		1.0000000000		

Fund NO.	Description	Prior Year Allocation	Prior Year Factor	Adjusted Prior Year Allocation	Adjusted Prior Year Factor	Annual Tax Increment	Current Year Allocation
1031	EL SCH GEN OXNARD		.1933962264		.1933962264		
2007	HI SCH GEN OXNARD		.1367924528		.1367924528		
2015	VTA COM COLLEGE GEN		.0566037736		.0566037736		
4001	COUNTY GENERAL FUND		.2028301887		.2028301887		
4002	ERAF 92-93 SHIFT		.0566037736		.0566037736		
4004	ERAF 93-94 SHIFT		.1226415094		.1226415094		
4005	VENTURA CO OFFICE EDUC		.0141509434		.0141509434		
6100	* VCWPD ADMIN		.0047169811		.0047169811		
6120	* VCWPD ZONE 2		.0235849057		.0235849057		
7770	UNITED WTR CONS DIST		.0047169811		.0047169811		
8031	CITY OXNARD DIST #1		.1745283019		.1745283019		
8600	CALLEGUAS MUN WTR		.0094339623		.0094339623		
TRA 03129	Totals:		1.0000000000		1.0000000000		

Fund NO.	Description	Prior Year Allocation	Prior Year Factor	Adjusted Prior Year Allocation	Adjusted Prior Year Factor	Annual Tax Increment	Current Year Allocation
1029	EL SCH GEN OCN VIEW	5,134.60	.1801758672	5,134.60	.1801758672	18.35	5,152.95
2007	HI SCH GEN OXNARD	3,896.27	.1367224975	3,896.27	.1367224975	13.92	3,910.19
2015	VTA COM COLLEGE GEN	1,582.69	.0555374636	1,582.69	.0555374636	5.65	1,588.34
2019	VTA COLLEGE CHILD CTR	8.02	.0002816480	8.02	.0002816480	.03	8.05
4001	COUNTY GENERAL FUND	9,078.64	.3185742687	9,078.64	.3185742687	32.43	9,111.07
4005	VENTURA CO OFFICE EDUC	710.21	.0249216772	710.21	.0249216772	2.54	712.75
6100	* VCWPD ADMIN	83.02	.0029130718	83.02	.0029130718	.30	83.32
6120	* VCWPD ZONE 2	846.79	.0297142005	846.79	.0297142005	3.03	849.82
7770	UNITED WTR CONS DIST	288.94	.0101391814	288.94	.0101391814	1.03	289.97
8031	CITY OXNARD DIST #1	6,476.22	.2272541462	6,476.22	.2272541462	23.14	6,499.36
8600	CALLEGUAS MUN WTR	392.29	.0137659779	392.29	.0137659779	1.40	393.69
TRA 03130	Totals:	28,497.69	1.0000000000	28,497.69	1.0000000000	101.82	28,599.51

*** Gross Assessed Valuation Information(Assessed valuations Minus Local Exemptions) ***

	Prior Year A/V	Transfers	Current Year AVI	A/V
Secured				
Unsecured	2,849,769			2,859,951
State Assessed				
	2,849,769		10,182	2,859,951

Fund NO.	Description	Prior Year Allocation	Prior Year Factor	Adjusted Prior Year Allocation	Adjusted Prior Year Factor	Annual Tax Increment	Current Year Allocation
1015	EL SCH GEN PT HUE		.1892738665		.1892738665		
2007	HI SCH GEN OXNARD		.1356407858		.1356407858		
2015	VTA COM COLLEGE GEN		.0548799501		.0548799501		
4001	COUNTY GENERAL FUND		.1747143384		.1747143384		
4002	ERAF 92-93 SHIFT		.0576852193		.0576852193		
4004	ERAF 93-94 SHIFT		.1199778843		.1199778843		
4005	VENTURA CO OFFICE EDUC		.0237744195		.0237744195		
6100	* VCWPD ADMIN		.0023958717		.0023958717		
6120	* VCWPD ZONE 2		.0243273129		.0243273129		
7770	UNITED WTR CONS DIST		.0062661261		.0062661261		
8031	CITY OXNARD DIST #1		.2027708233		.2027708233		
8600	CALLEGUAS MUN WTR		.0082934021		.0082934021		
TRA 03131 Totals:			1.0000000000		1.0000000000		

No Taxable Parcels Within TRA=03131

Fund NO.	Description	Prior Year Allocation	Prior Year Factor	Adjusted Prior Year Allocation	Adjusted Prior Year Factor	Annual Tax Increment	Current Year Allocation
1037	EL SCH GEN RIO		.1918751105		.1918751105		
2007	HI SCH GEN OXNARD		.1357254290		.1357254290		
2015	VTA COM COLLEGE GEN		.0549921997		.0549921997		
4001	COUNTY GENERAL FUND		.2035551838		.2035551838		
4002	ERAF 92-93 SHIFT		.0573477004		.0573477004		
4004	ERAF 93-94 SHIFT		.1197839878		.1197839878		
4005	VENTURA CO OFFICE EDUC		.0228059681		.0228059681		
6100	* VCWPD ADMIN		.0023420979		.0023420979		
6120	* VCWPD ZONE 2		.0242971600		.0242971600		
7770	UNITED WTR CONS DIST		.0061416885		.0061416885		
8031	CITY OXNARD DIST #1		.1725907142		.1725907142		
8600	CALLEGUAS MUN WTR		.0085427601		.0085427601		
TRA 03132 Totals:			1.0000000000		1.0000000000		

No Taxable Parcels Within TRA=03132

Fund NO.	Description	Prior Year Allocation	Prior Year Factor	Adjusted Prior Year Allocation	Adjusted Prior Year Factor	Annual Tax Increment	Current Year Allocation
1031	EL SCH GEN OXNARD	31,152.64	.1926587522	31,152.64	.1926587522	693.02	31,845.66
2007	HI SCH GEN OXNARD	21,960.48	.1358113626	21,960.48	.1358113626	488.53	22,449.01
2015	VTA COM COLLEGE GEN	8,921.86	.0551757934	8,921.86	.0551757934	198.47	9,120.33
2019	VTA COLLEGE CHILD CTR	46.13	.0002852090	46.13	.0002852090	1.03	47.16
4001	COUNTY GENERAL FUND	33,522.69	.2073231529	33,522.69	.2073231529	745.75	34,268.44
4002	ERAF 92-93 SHIFT	9,405.66	.0581486225	9,405.66	.0581486225	209.17	9,614.83
4004	ERAF 93-94 SHIFT	19,370.47	.1197850992	19,370.47	.1197850992	430.88	19,801.35
4005	VENTURA CO OFFICE EDUC	2,608.22	.0161299299	2,608.22	.0161299299	58.02	2,666.24
6100	* VCWPD ADMIN	402.11	.0024867254	402.11	.0024867254	8.95	411.06
6120	* VCWPD ZONE 2	3,962.83	.0245075191	3,962.83	.0245075191	88.16	4,050.99
7770	UNITED WTR CONS DIST	1,019.81	.0063093231	1,019.81	.0063093231	22.70	1,042.51
8031	CITY OXNARD DIST #1	27,942.24	.1728194462	27,942.24	.1728194462	621.65	28,563.89
8600	CALLEGUAS MUN WTR	1,383.47	.0085590645	1,383.47	.0085590645	30.79	1,414.26
TRA 03133	Totals:	161,698.61	1.0000000000	161,698.61	1.0000000000	3,597.12	165,295.73

*** Gross Assessed Valuation Information(Assessed valuations Minus Local Exemptions) ***

	Prior Year A/V	Transfers	Current Year AVI	A/V
Secured	20,228,540			20,588,252
Unsecured	12,700			12,700
State Assessed				
	20,241,240		359,712	20,600,952

Fund NO.	Description	Prior Year Allocation	Prior Year Factor	Adjusted Prior Year Allocation	Adjusted Prior Year Factor	Annual Tax Increment	Current Year Allocation
1031	EL SCH GEN OXNARD	5,134.68	.2024532448	5,134.68	.2024532448	20.81	5,155.49
2007	HI SCH GEN OXNARD	3,619.66	.1427180679	3,619.66	.1427180679	14.67	3,634.33
2015	VTA COM COLLEGE GEN	1,470.52	.0579805793	1,470.52	.0579805793	5.96	1,476.48
2019	VTA COLLEGE CHILD CTR	7.56	.0002975963	7.56	.0002975963	.03	7.59
4001	COUNTY GENERAL FUND	4,775.81	.1883056867	4,775.81	.1883056867	19.35	4,795.16
4002	ERAF 92-93 SHIFT	1,351.82	.0532997747	1,351.82	.0532997747	5.48	1,357.30
4004	ERAF 93-94 SHIFT	2,897.86	.1142581943	2,897.86	.1142581943	11.74	2,909.60
4005	VENTURA CO OFFICE EDUC	424.05	.0167198413	424.05	.0167198413	1.72	425.77
6100	* VCWPD ADMIN	66.24	.0026112430	66.24	.0026112430	.27	66.51
6120	* VCWPD ZONE 2	653.19	.0257542822	653.19	.0257542822	2.65	655.84
7770	UNITED WTR CONS DIST	161.88	.0063828299	161.88	.0063828299	.66	162.54
8031	CITY OXNARD DIST #1	4,799.04	.1892186596	4,799.04	.1892186596	19.45	4,818.49
TRA 03134	Totals:	25,362.31	1.0000000000	25,362.31	1.0000000000	102.79	25,465.10

*** Gross Assessed Valuation Information(Assessed valuations Minus Local Exemptions) ***

	Prior Year	Transfers	Current Year	AVI	A/V
Secured	2,324,670			2,348,749	
Unsecured	102,500			88,700	
State Assessed					
	2,427,170		10,279	2,437,449	

Fund NO.	Description	Prior Year Allocation	Prior Year Factor	Adjusted Prior Year Allocation	Adjusted Prior Year Factor	Annual Tax Increment	Current Year Allocation
1031	EL SCH GEN OXNARD	1,092,960.02	.1935725000	1,092,960.02	.1935725000	9,479.17	1,102,439.19
2007	HI SCH GEN OXNARD	770,459.39	.1364548978	770,459.39	.1364548978	6,682.14	777,141.53
2015	VTA COM COLLEGE GEN	313,013.08	.0554372712	313,013.08	.0554372712	2,714.74	315,727.82
2019	VTA COLLEGE CHILD CTR	1,618.27	.0002866116	1,618.27	.0002866116	14.04	1,632.31
4001	COUNTY GENERAL FUND	1,583,142.69	.3176661865	1,583,142.69	.3176661865	15,555.99	1,598,698.68
4002	ERAF 92-93 SHIFT	106,844.22		106,844.22			106,844.22
4004	ERAF 93-94 SHIFT	223,171.22		223,171.22			223,171.22
4005	VENTURA CO OFFICE EDUC	91,517.32	.0162084984	91,517.32	.0162084984	793.72	92,311.04
6100	* VCWPD ADMIN	15,664.04	.0029090170	15,664.04	.0029090170	142.45	15,806.49
6120	* VCWPD ZONE 2	158,112.95	.0296566824	158,112.95	.0296566824	1,452.28	159,565.23
7770	UNITED WTR CONS DIST	50,144.44	.0101200462	50,144.44	.0101200462	495.57	50,640.01
8031	CITY OXNARD DIST #1	1,171,472.66	.2239431385	1,171,472.66	.2239431385	10,966.41	1,182,439.07
8600	CALLEGUAS MUN WTR	68,136.50	.0137451504	68,136.50	.0137451504	673.09	68,809.59
TRA 03135	Totals:	5,646,256.80	1.0000000000	5,646,256.80	1.0000000000	48,969.60	5,695,226.40

*** Gross Assessed Valuation Information(Assessed valuations Minus Local Exemptions) ***

	Prior Year A/V	Transfers	Current Year AVI	A/V
Secured	455,947,988		462,958,863	
Unsecured	108,607,865		106,493,950	
State Assessed				
	564,555,853		4,896,960	569,452,813

Fund NO.	Description	Prior Year Allocation	Prior Year Factor	Adjusted Prior Year Allocation	Adjusted Prior Year Factor	Annual Tax Increment	Current Year Allocation
1031	EL SCH GEN OXNARD	32,488.94	.1935725211	32,488.94	.1935725211	6,837.81	39,326.75
2007	HI SCH GEN OXNARD	22,902.42	.1364549367	22,902.42	.1364549367	4,820.17	27,722.59
2015	VTA COM COLLEGE GEN	9,304.51	.0554372850	9,304.51	.0554372850	1,958.28	11,262.79
2019	VTA COLLEGE CHILD CTR	48.11	.0002866001	48.11	.0002866001	10.12	58.23
4001	COUNTY GENERAL FUND	53,316.62	.3176663503	53,316.62	.3176663503	11,221.34	64,537.96
4002	ERAF 92-93 SHIFT	22,444.13		22,444.13			22,444.13
4004	ERAF 93-94 SHIFT	47,348.81		47,348.81			47,348.81
4005	VENTURA CO OFFICE EDUC	2,720.41	.0162083676	2,720.41	.0162083676	572.55	3,292.96
6100	* VCWPD ADMIN	488.23	.0029089902	488.23	.0029089902	102.76	590.99
6120	* VCWPD ZONE 2	4,977.52	.0296565250	4,977.52	.0296565250	1,047.60	6,025.12
7770	UNITED WTR CONS DIST	1,698.52	.0101200335	1,698.52	.0101200335	357.48	2,056.00
8031	CITY OXNARD DIST #1	37,586.32	.2239432318	37,586.32	.2239432318	7,910.63	45,496.95
8600	CALLEGUAS MUN WTR	2,306.95	.0137451587	2,306.95	.0137451587	485.54	2,792.49
TRA 03136	Totals:	237,631.49	1.0000000000	237,631.49	1.0000000000	35,324.28	272,955.77

*** Gross Assessed Valuation Information(Assessed valuations Minus Local Exemptions) ***

	Prior Year A/V	Transfers	Current Year AVI	A/V
Secured	24,849,463			25,388,791
Unsecured	439,100			3,432,200
State Assessed				
	25,288,563		3,532,428	28,820,991

Fund NO.	Description	Prior Year Allocation	Prior Year Factor	Adjusted Prior Year Allocation	Adjusted Prior Year Factor	Annual Tax Increment	Current Year Allocation
1031	EL SCH GEN OXNARD	198,553.90	.1935726340	198,553.90	.1935726340	5,725.93	204,279.83
2007	HI SCH GEN OXNARD	139,966.44	.1364549610	139,966.44	.1364549610	4,036.37	144,002.81
2015	VTA COM COLLEGE GEN	56,863.90	.0554373079	56,863.90	.0554373079	1,639.85	58,503.75
2019	VTA COLLEGE CHILD CTR	294.00	.0002865822	294.00	.0002865822	8.48	302.48
4001	COUNTY GENERAL FUND	209,485.57	.2042248110	209,485.57	.2042248110	6,041.02	215,526.59
4002	ERAF 92-93 SHIFT	59,402.07	.0578601232	59,402.07	.0578601232	1,711.52	61,113.59
4004	ERAF 93-94 SHIFT	123,360.94	.1202729833	123,360.94	.1202729833	3,557.71	126,918.65
4005	VENTURA CO OFFICE EDUC	16,625.48	.0162084100	16,625.48	.0162084100	479.45	17,104.93
6100	* VCWPD ADMIN	2,563.01	.0024986927	2,563.01	.0024986927	73.91	2,636.92
6120	* VCWPD ZONE 2	25,257.27	.0246236352	25,257.27	.0246236352	728.37	25,985.64
7770	UNITED WTR CONS DIST	6,478.05	.0063210256	6,478.05	.0063210256	186.98	6,665.03
8031	CITY OXNARD DIST #1	178,069.64	.1736390475	178,069.64	.1736390475	5,136.29	183,205.93
8600	CALLEGUAS MUN WTR	8,813.13	.0085997864	8,813.13	.0085997864	254.38	9,067.51
TRA 03137	Totals:	1,025,733.40	1.0000000000	1,025,733.40	1.0000000000	29,580.26	1,055,313.66

*** Gross Assessed Valuation Information(Assessed valuations Minus Local Exemptions) ***

	Prior Year A/V	Transfers	Current Year AVI	A/V
Secured	99,629,657		102,379,463	
Unsecured	3,053,930		3,262,150	
State Assessed				
	102,683,587		2,958,026	105,641,613

Fund NO.	Description	Prior Year Allocation	Prior Year Factor	Adjusted Prior Year Allocation	Adjusted Prior Year Factor	Annual Tax Increment	Current Year Allocation
1031	EL SCH GEN OXNARD	266.35	.1935779816	266.35	.1935779816	2.41	268.76
2007	HI SCH GEN OXNARD	187.84	.1365163457	187.84	.1365163457	1.70	189.54
2015	VTA COM COLLEGE GEN	76.31	.0554722832	76.31	.0554722832	.69	77.00
2019	VTA COLLEGE CHILD CTR	.37	.0002455097	.37	.0002455097		.37
4001	COUNTY GENERAL FUND	295.18	.3177625805	295.18	.3177625805	3.96	299.14
4002	ERAF 92-93 SHIFT	72.24		72.24			72.24
4004	ERAF 93-94 SHIFT	150.68		150.68			150.68
4005	VENTURA CO OFFICE EDUC	22.10	.0160615518	22.10	.0160615518	.20	22.30
6100	* VCWPD ADMIN	3.45	.0028816341	3.45	.0028816341	.04	3.49
6120	* VCWPD ZONE 2	34.47	.0296564862	34.47	.0296564862	.37	34.84
7770	UNITED WTR CONS DIST	9.15	.0100928653	9.15	.0100928653	.13	9.28
8031	CITY OXNARD DIST #1	245.36	.2239826827	245.36	.2239826827	2.79	248.15
8600	CALLEGUAS MUN WTR	12.50	.0137500792	12.50	.0137500792	.17	12.67
TRA 03138	Totals:	1,376.00	1.0000000000	1,376.00	1.0000000000	12.46	1,388.46

*** Gross Assessed Valuation Information(Assessed valuations Minus Local Exemptions) ***

	Prior Year A/V	Transfers	Current Year AVI	A/V
Secured	120,478			121,724
Unsecured				
State Assessed				
	120,478		1,246	121,724

Fund NO.	Description	Prior Year Allocation	Prior Year Factor	Adjusted Prior Year Allocation	Adjusted Prior Year Factor	Annual Tax Increment	Current Year Allocation
1037	EL SCH GEN RIO	169,531.04	.1970236458	169,531.04	.1970236458	2,944.19	172,475.23
2007	HI SCH GEN OXNARD	115,812.00	.1346285257	115,812.00	.1346285257	2,011.80	117,823.80
2015	VTA COM COLLEGE GEN	47,050.53	.0546950374	47,050.53	.0546950374	817.33	47,867.86
2019	VTA COLLEGE CHILD CTR	243.10	.0002825931	243.10	.0002825931	4.22	247.32
4001	COUNTY GENERAL FUND	172,444.57	.2004775723	172,444.57	.2004775723	2,995.81	175,440.38
4002	ERAF 92-93 SHIFT	48,974.28	.0569995574	48,974.28	.0569995574	851.76	49,826.04
4004	ERAF 93-94 SHIFT	101,739.39	.1182636611	101,739.39	.1182636611	1,767.25	103,506.64
4005	VENTURA CO OFFICE EDUC	21,142.55	.0245777201	21,142.55	.0245777201	367.27	21,509.82
6100	* VCWPD ADMIN	2,120.59	.0024650982	2,120.59	.0024650982	36.84	2,157.43
6120	* VCWPD ZONE 2	20,898.44	.0242939265	20,898.44	.0242939265	363.03	21,261.47
7770	UNITED WTR CONS DIST	5,368.42	.0062335328	5,368.42	.0062335328	93.15	5,461.57
8031	CITY OXNARD DIST #1	147,637.35	.1715745151	147,637.35	.1715745151	2,563.90	150,201.25
8600	CALLEGUAS MUN WTR	7,307.50	.0084846145	7,307.50	.0084846145	126.79	7,434.29
TRA 03139	Totals:	860,269.76	1.0000000000	860,269.76	1.0000000000	14,943.34	875,213.10

*** Gross Assessed Valuation Information(Assessed valuations Minus Local Exemptions) ***

	Prior Year A/V	Transfers	Current Year AVI	A/V
Secured	81,574,999		83,542,973	
Unsecured	4,333,720		3,860,080	
State Assessed				
	85,908,719		1,494,334	87,403,053

Fund NO.	Description	Prior Year Allocation	Prior Year Factor	Adjusted Prior Year Allocation	Adjusted Prior Year Factor	Annual Tax Increment	Current Year Allocation
1031	EL SCH GEN OXNARD	126,900.80	.2027000157	126,900.80	.2027000157	2,805.40	129,706.20
2007	HI SCH GEN OXNARD	89,462.85	.1428999919	89,462.85	.1428999919	1,977.76	91,440.61
2015	VTA COM COLLEGE GEN	36,310.86	.0579997216	36,310.86	.0579997216	802.72	37,113.58
2019	VTA COLLEGE CHILD CTR	187.78	.0002999433	187.78	.0002999433	4.15	191.93
4001	COUNTY GENERAL FUND	112,351.25	.1794598644	112,351.25	.1794598644	2,483.74	114,834.99
4002	ERAF 92-93 SHIFT	33,276.75	.0531534319	33,276.75	.0531534319	735.65	34,012.40
4004	ERAF 93-94 SHIFT	72,004.21	.1150130725	72,004.21	.1150130725	1,591.80	73,596.01
4005	VENTURA CO OFFICE EDUC	10,366.29	.0165582059	10,366.29	.0165582059	229.17	10,595.46
6100	* VCWPD ADMIN	1,564.39	.0024987906	1,564.39	.0024987906	34.58	1,598.97
6120	* VCWPD ZONE 2	15,638.73	.0249799097	15,638.73	.0249799097	345.73	15,984.46
7770	UNITED WTR CONS DIST	3,877.15	.0061930026	3,877.15	.0061930026	85.71	3,962.86
8031	CITY OXNARD DIST #1	116,476.98	.1860499518	116,476.98	.1860499518	2,574.96	119,051.94
8600	CALLEGUAS MUN WTR	7,634.15	.0121940981	7,634.15	.0121940981	168.77	7,802.92
TRA 03140	Totals:	626,052.19	1.0000000000	626,052.19	1.0000000000	13,840.14	639,892.33

*** Gross Assessed Valuation Information(Assessed valuations Minus Local Exemptions) ***

	Prior Year A/V	Transfers	Current Year AVI	A/V
Secured	61,629,610			63,085,154
Unsecured	1,000,370			928,840
State Assessed				
	62,629,980		1,384,014	64,013,994

Fund NO.	Description	Prior Year Allocation	Prior Year Factor	Adjusted Prior Year Allocation	Adjusted Prior Year Factor	Annual Tax Increment	Current Year Allocation
1031	EL SCH GEN OXNARD		.1935840707		.1935840707		
2007	HI SCH GEN OXNARD		.1365019451		.1365019451		
2015	VTA COM COLLEGE GEN		.0554250279		.0554250279		
2019	VTA COLLEGE CHILD CTR		.0002696145		.0002696145		
4001	COUNTY GENERAL FUND		.0763213027		.0763213027		
4002	ERAF 92-93 SHIFT		.0578272810		.0578272810		
4004	ERAF 93-94 SHIFT		.1202891364		.1202891364		
4005	VENTURA CO OFFICE EDUC		.0161924016		.0161924016		
6100	* VCWPD ADMIN		.0024984742		.0024984742		
6120	* VCWPD ZONE 2		.0246032957		.0246032957		
7770	UNITED WTR CONS DIST		.0063129387		.0063129387		
8031	CITY OXNARD DIST #1		.1736725664		.1736725664		
8600	CALLEGUAS MUN WTR		.1365019451		.1365019451		
TRA 03141	Totals:		1.0000000000		1.0000000000		

No Taxable Parcels Within TRA=03141

Fund NO.	Description	Prior Year Allocation	Prior Year Factor	Adjusted Prior Year Allocation	Adjusted Prior Year Factor	Annual Tax Increment	Current Year Allocation
1029	EL SCH GEN OCN VIEW		.1877541547		.1877541547		
2007	HI SCH GEN OXNARD		.1343873517		.1343873517		
2015	VTA COM COLLEGE GEN		.0533596837		.0533596837		
4001	COUNTY GENERAL FUND		.3364291189		.3364291189		
4005	VENTURA CO OFFICE EDUC		.0174034682		.0174034682		
6100	* VCWPD ADMIN		.0019761873		.0019761873		
6120	* VCWPD ZONE 2		.0276664201		.0276664201		
7770	UNITED WTR CONS DIST		.0098801973		.0098801973		
8031	CITY OXNARD DIST #1		.2192871885		.2192871885		
8600	CALLEGUAS MUN WTR		.0118562296		.0118562296		
TRA 03142 Totals:			1.0000000000		1.0000000000		

Fund NO.	Description	Prior Year Allocation	Prior Year Factor	Adjusted Prior Year Allocation	Adjusted Prior Year Factor	Annual Tax Increment	Current Year Allocation
1029	EL SCH GEN OCN VIEW	143,272.36	.1801679131	143,272.36	.1801679131	2,543.98	145,816.34
2007	HI SCH GEN OXNARD	108,715.51	.1367119456	108,715.51	.1367119456	1,930.38	110,645.89
2015	VTA COM COLLEGE GEN	44,167.14	.0555410848	44,167.14	.0555410848	784.24	44,951.38
2019	VTA COLLEGE CHILD CTR	227.88	.0002865208	227.88	.0002865208	4.05	231.93
4001	COUNTY GENERAL FUND	162,859.38	.2047989697	162,859.38	.2047989697	2,891.77	165,751.15
4002	ERAF 92-93 SHIFT	46,356.38	.0582941442	46,356.38	.0582941442	823.12	47,179.50
4004	ERAF 93-94 SHIFT	96,142.72	.1209014445	96,142.72	.1209014445	1,707.14	97,849.86
4005	VENTURA CO OFFICE EDUC	19,851.58	.0249637723	19,851.58	.0249637723	352.49	20,204.07
6100	* VCWPD ADMIN	1,990.45	.0025030337	1,990.45	.0025030337	35.34	2,025.79
6120	* VCWPD ZONE 2	19,617.58	.0246694989	19,617.58	.0246694989	348.33	19,965.91
7770	UNITED WTR CONS DIST	5,043.75	.0063426060	5,043.75	.0063426060	89.56	5,133.31
8031	CITY OXNARD DIST #1	140,119.54	.1762032134	140,119.54	.1762032134	2,488.00	142,607.54
8600	CALLEGUAS MUN WTR	6,851.46	.0086158530	6,851.46	.0086158530	121.66	6,973.12
TRA 03144	Totals:	795,215.73	1.0000000000	795,215.73	1.0000000000	14,120.06	809,335.79

*** Gross Assessed Valuation Information(Assessed valuations Minus Local Exemptions) ***

	Prior Year A/V	Transfers	Current Year AVI	A/V
Secured	78,838,310			80,250,316
Unsecured				
State Assessed				
	78,838,310		1,412,006	80,250,316

Fund NO.	Description	Prior Year Allocation	Prior Year Factor	Adjusted Prior Year Allocation	Adjusted Prior Year Factor	Annual Tax Increment	Current Year Allocation
1015	EL SCH GEN PT HUE	224,776.11	.1889209106	224,776.11	.1889209106	5,763.67	230,539.78
2007	HI SCH GEN OXNARD	160,976.42	.1352982434	160,976.42	.1352982434	4,127.73	165,104.15
2015	VTA COM COLLEGE GEN	65,399.34	.0549671379	65,399.34	.0549671379	1,676.96	67,076.30
2019	VTA COLLEGE CHILD CTR	337.97	.0002840447	337.97	.0002840447	8.67	346.64
4001	COUNTY GENERAL FUND	240,927.44	.2024938848	240,927.44	.2024938848	6,177.76	247,105.20
4002	ERAF 92-93 SHIFT	68,557.94	.0576020425	68,557.94	.0576020425	1,757.35	70,315.29
4004	ERAF 93-94 SHIFT	142,356.48	.1196511331	142,356.48	.1196511331	3,650.36	146,006.84
4005	VENTURA CO OFFICE EDUC	29,397.30	.0247079898	29,397.30	.0247079898	753.80	30,151.10
6100	* VCWPD ADMIN	2,947.79	.0024775733	2,947.79	.0024775733	75.59	3,023.38
6120	* VCWPD ZONE 2	29,048.54	.0244148673	29,048.54	.0244148673	744.86	29,793.40
7770	UNITED WTR CONS DIST	7,462.34	.0062741185	7,462.34	.0062741185	191.41	7,653.75
8031	CITY OXNARD DIST #1	207,460.22	.1743812807	207,460.22	.1743812807	5,320.09	212,780.31
8600	CALLEGUAS MUN WTR	10,141.55	.0085267734	10,141.55	.0085267734	260.14	10,401.69
TRA 03146	Totals:	1,189,789.44	1.0000000000	1,189,789.44	1.0000000000	30,508.39	1,220,297.83

*** Gross Assessed Valuation Information(Assessed valuations Minus Local Exemptions) ***

	Prior Year A/V	Transfers	Current Year AVI	A/V
Secured	118,353,954		121,406,393	
Unsecured	49,400		47,800	
State Assessed				
	118,403,354		3,050,839	121,454,193

Fund NO.	Description	Prior Year Allocation	Prior Year Factor	Adjusted Prior Year Allocation	Adjusted Prior Year Factor	Annual Tax Increment	Current Year Allocation
1031	EL SCH GEN OXNARD		.1930361838		.1930361838		
2007	HI SCH GEN OXNARD		.1360907106		.1360907106		
2015	VTA COM COLLEGE GEN		.0552798730		.0552798730		
2019	VTA COLLEGE CHILD CTR		.0002729258		.0002729258		
4001	COUNTY GENERAL FUND		.0085549749		.0085549749		
4002	ERAF 92-93 SHIFT		.0579208415		.0579208415		
4004	ERAF 93-94 SHIFT		.1204021171		.1204021171		
4005	VENTURA CO OFFICE EDUC		.0160780267		.0160780267		
6100	* VCWPD ADMIN		.0024633002		.0024633002		
6120	* VCWPD ZONE 2		.0245331380		.0245331380		
7770	UNITED WTR CONS DIST		.0062914018		.0062914018		
8031	CITY OXNARD DIST #1		.1753270530		.1753270530		
8600	CALLEGUAS MUN WTR		.2037494536		.2037494536		
TRA 03147	Totals:		1.0000000000		1.0000000000		

No Taxable Parcels Within TRA=03147

Fund NO.	Description	Prior Year Allocation	Prior Year Factor	Adjusted Prior Year Allocation	Adjusted Prior Year Factor	Annual Tax Increment	Current Year Allocation
1031	EL SCH GEN OXNARD	35.73	.1925669274	35.73	.1925669274	.39	36.12
2007	HI SCH GEN OXNARD	25.20	.1357659096	25.20	.1357659096	.27	25.47
2015	VTA COM COLLEGE GEN	10.25	.0551408025	10.25	.0551408025	.11	10.36
2019	VTA COLLEGE CHILD CTR	.02	.0002021132	.02	.0002021132		.02
4001	COUNTY GENERAL FUND	33.95	.1897350459	33.95	.1897350459	.38	34.33
4002	ERAF 92-93 SHIFT	6.61	.0558170354	6.61	.0558170354	.11	6.72
4004	ERAF 93-94 SHIFT	15.38	.0834995936	15.38	.0834995936	.17	15.55
4005	VENTURA CO OFFICE EDUC	2.86	.0155752965	2.86	.0155752965	.03	2.89
6100	* VCWPD ADMIN	.51	.0024665893	.51	.0024665893		.51
6120	* VCWPD ZONE 2	4.54	.0244585404	4.54	.0244585404	.05	4.59
7770	UNITED WTR CONS DIST	2.52	.0062575133	2.52	.0062575133	.01	2.53
8034	CITY OXNARD DIST #4	48.15	.2385146329	48.15	.2385146329	.48	48.63
TRA 03148	Totals:	185.72	1.0000000000	185.72	1.0000000000	2.00	187.72

*** Gross Assessed Valuation Information(Assessed valuations Minus Local Exemptions) ***

	Prior Year	Transfers	Current Year
Secured	A/V 19,499		AVI 19,699
Unsecured			
State Assessed			
	19,499		200
			19,699

Fund NO.	Description	Prior Year Allocation	Prior Year Factor	Adjusted Prior Year Allocation	Adjusted Prior Year Factor	Annual Tax Increment	Current Year Allocation
1031	EL SCH GEN OXNARD	40,675.01	.1935747951	40,675.01	.1935747951	694.38	41,369.39
2007	HI SCH GEN OXNARD	28,673.34	.1364581721	28,673.34	.1364581721	489.49	29,162.83
2015	VTA COM COLLEGE GEN	11,648.79	.0554373944	11,648.79	.0554373944	198.86	11,847.65
2019	VTA COLLEGE CHILD CTR	60.12	.0002860547	60.12	.0002860547	1.03	61.15
4001	COUNTY GENERAL FUND	42,914.10	.2042297612	42,914.10	.2042297612	732.60	43,646.70
4002	ERAF 92-93 SHIFT	12,159.59	.0578594583	12,159.59	.0578594583	207.55	12,367.14
4004	ERAF 93-94 SHIFT	25,272.67	.1202753960	25,272.67	.1202753960	431.44	25,704.11
4005	VENTURA CO OFFICE EDUC	3,403.89	.0161992484	3,403.89	.0161992484	58.11	3,462.00
6100	* VCWPD ADMIN	524.81	.0024976044	524.81	.0024976044	8.96	533.77
6120	* VCWPD ZONE 2	5,173.85	.0246226464	5,173.85	.0246226464	88.32	5,262.17
7770	UNITED WTR CONS DIST	1,327.93	.0063207420	1,327.93	.0063207420	22.67	1,350.60
8031	CITY OXNARD DIST #1	36,484.83	.1736397729	36,484.83	.1736397729	622.87	37,107.70
8600	CALLEGUAS MUN WTR	1,806.57	.0085989541	1,806.57	.0085989541	30.85	1,837.42
TRA 03149	Totals:	210,125.50	1.0000000000	210,125.50	1.0000000000	3,587.13	213,712.63

*** Gross Assessed Valuation Information(Assessed valuations Minus Local Exemptions) ***

	Prior Year A/V	Transfers	Current Year AVI	A/V
Secured	20,994,359			21,353,072
Unsecured				
State Assessed				
	20,994,359		358,713	21,353,072

Fund NO.	Description	Prior Year Allocation	Prior Year Factor	Adjusted Prior Year Allocation	Adjusted Prior Year Factor	Annual Tax Increment	Current Year Allocation
1037	EL SCH GEN RIO	35,964.30	.1914496346	35,964.30	.1914496346	360.67-	35,603.63
2007	HI SCH GEN OXNARD	25,408.09	.1352555936	25,408.09	.1352555936	254.81-	25,153.28
2015	VTA COM COLLEGE GEN	10,322.31	.0549488569	10,322.31	.0549488569	103.52-	10,218.79
2019	VTA COLLEGE CHILD CTR	52.73	.0002808497	52.73	.0002808497	.53-	52.20
4001	COUNTY GENERAL FUND	38,100.73	.2028183283	38,100.73	.2028183283	382.08-	37,718.65
4002	ERAF 92-93 SHIFT	10,788.80	.0573920147	10,788.80	.0573920147	108.12-	10,680.68
4004	ERAF 93-94 SHIFT	22,426.09	.1193867143	22,426.09	.1193867143	224.91-	22,201.18
4005	VENTURA CO OFFICE EDUC	4,637.55	.0246872100	4,637.55	.0246872100	46.51-	4,591.04
6100	* VCWPD ADMIN	464.99	.0024753793	464.99	.0024753793	4.66-	460.33
6120	* VCWPD ZONE 2	4,584.86	.0244068264	4,584.86	.0244068264	45.98-	4,538.88
7770	UNITED WTR CONS DIST	1,176.27	.0062657942	1,176.27	.0062657942	11.80-	1,164.47
8031	CITY OXNARD DIST #1	32,325.81	.1721093936	32,325.81	.1721093936	324.24-	32,001.57
8600	CALLEGUAS MUN WTR	1,599.99	.0085234044	1,599.99	.0085234044	16.06-	1,583.93
TRA 03150	Totals:	187,852.52	1.0000000000	187,852.52	1.0000000000	1,883.89-	185,968.63

*** Gross Assessed Valuation Information(Assessed valuations Minus Local Exemptions) ***

	Prior Year A/V	Transfers	Current Year AVI	A/V
Secured	15,290,969		15,449,380	
Unsecured	3,434,800		3,088,000	
State Assessed				
	18,725,769		188,389-	18,537,380

Fund NO.	Description	Prior Year Allocation	Prior Year Factor	Adjusted Prior Year Allocation	Adjusted Prior Year Factor	Annual Tax Increment	Current Year Allocation
1031	EL SCH GEN OXNARD	95,781.54	.1863894007	95,781.54	.1863894007	448.16-	95,333.38
2007	HI SCH GEN OXNARD	67,503.94	.1313616356	67,503.94	.1313616356	315.85-	67,188.09
2015	VTA COM COLLEGE GEN	27,424.32	.0533672747	27,424.32	.0533672747	128.32-	27,296.00
2019	VTA COLLEGE CHILD CTR	141.22	.0002748094	141.22	.0002748094	.66-	140.56
4001	COUNTY GENERAL FUND	113,608.69	.2210801361	113,608.69	.2210801361	531.57-	113,077.12
4002	ERAF 92-93 SHIFT	29,651.98	.0576976530	29,651.98	.0576976530	138.73-	29,513.25
4004	ERAF 93-94 SHIFT	65,149.78	.1267810998	65,149.78	.1267810998	304.84-	64,844.94
4005	VENTURA CO OFFICE EDUC	8,014.77	.0155966313	8,014.77	.0155966313	37.50-	7,977.27
6100	* VCWPD ADMIN	1,235.79	.0024048248	1,235.79	.0024048248	5.78-	1,230.01
6120	* VCWPD ZONE 2	12,180.76	.0237035630	12,180.76	.0237035630	56.99-	12,123.77
7770	UNITED WTR CONS DIST	3,158.74	.0061474487	3,158.74	.0061474487	14.78-	3,143.96
8031	CITY OXNARD DIST #1	86,541.66	.1684120707	86,541.66	.1684120707	404.94-	86,136.72
8600	CALLEGUAS MUN WTR	3,485.57	.0067834522	3,485.57	.0067834522	16.31-	3,469.26
TRA 03151	Totals:	513,878.76	1.0000000000	513,878.76	1.0000000000	2,404.43-	511,474.33

*** Gross Assessed Valuation Information(Assessed valuations Minus Local Exemptions) ***

	Prior Year A/V	Transfers	Current Year AVI	A/V
Secured	50,961,492			50,764,549
Unsecured	410,000			366,500
State Assessed				
	51,371,492		240,443-	51,131,049

Fund NO.	Description	Prior Year Allocation	Prior Year Factor	Adjusted Prior Year Allocation	Adjusted Prior Year Factor	Annual Tax Increment	Current Year Allocation
1031	EL SCH GEN OXNARD		.1935725080		.1935725080		
2007	HI SCH GEN OXNARD		.1364549058		.1364549058		
2015	VTA COM COLLEGE GEN		.0554372714		.0554372714		
2019	VTA COLLEGE CHILD CTR		.0002866168		.0002866168		
4001	COUNTY GENERAL FUND		.2045164594		.2045164594		
4002	ERAF 92-93 SHIFT		.0560607903		.0560607903		
4004	ERAF 93-94 SHIFT		.1202729808		.1202729808		
4005	VENTURA CO OFFICE EDUC		.0162085580		.0162085580		
6100	* VCWPD ADMIN		.0024987759		.0024987759		
6120	* VCWPD ZONE 2		.0246236423		.0246236423		
7770	UNITED WTR CONS DIST		.0063210151		.0063210151		
8031	CITY OXNARD DIST #1		.1751467343		.1751467343		
8600	CALLEGUAS MUN WTR		.0085997419		.0085997419		
TRA 03152	Totals:		1.0000000000		1.0000000000		

Fund NO.	Description	Prior Year Allocation	Prior Year Factor	Adjusted Prior Year Allocation	Adjusted Prior Year Factor	Annual Tax Increment	Current Year Allocation
1037	EL SCH GEN RIO	3,620.17	.1941946915	3,620.17	.1941946915	78.11	3,698.28
2007	HI SCH GEN OXNARD	2,557.72	.1372024218	2,557.72	.1372024218	55.19	2,612.91
2015	VTA COM COLLEGE GEN	1,039.02	.0557359972	1,039.02	.0557359972	22.42	1,061.44
2019	VTA COLLEGE CHILD CTR	5.30	.0002821160	5.30	.0002821160	.11	5.41
4001	COUNTY GENERAL FUND	3,829.01	.2054002928	3,829.01	.2054002928	82.62	3,911.63
4002	ERAF 92-93 SHIFT	990.62	.0531659999	990.62	.0531659999	21.38	1,012.00
4004	ERAF 93-94 SHIFT	2,254.94	.1209567229	2,254.94	.1209567229	48.65	2,303.59
4005	VENTURA CO OFFICE EDUC	466.25	.0250112159	466.25	.0250112159	10.06	476.31
6100	* VCWPD ADMIN	46.79	.0025101965	46.79	.0025101965	1.01	47.80
6120	* VCWPD ZONE 2	461.53	.0247573062	461.53	.0247573062	9.96	471.49
7770	UNITED WTR CONS DIST	115.50	.0061933484	115.50	.0061933484	2.49	117.99
8031	CITY OXNARD DIST #1	3,255.10	.1745896909	3,255.10	.1745896909	70.23	3,325.33
TRA 03153	Totals:	18,641.95	1.0000000000	18,641.95	1.0000000000	402.23	19,044.18

*** Gross Assessed Valuation Information(Assessed valuations Minus Local Exemptions) ***

	Prior Year	Current Year
	A/V	AVI
Secured	1,759,172	1,777,395
Unsecured	40,500	62,500
State Assessed	60,191	60,191
	1,859,863	1,900,086

Fund NO.	Description	Prior Year Allocation	Prior Year Factor	Adjusted Prior Year Allocation	Adjusted Prior Year Factor	Annual Tax Increment	Current Year Allocation
1029	EL SCH GEN OCN VIEW		.1883029073		.1883029073		
2007	HI SCH GEN OXNARD		.1348050728		.1348050728		
2015	VTA COM COLLEGE GEN		.0544856740		.0544856740		
2019	VTA COLLEGE CHILD CTR		.0004697040		.0004697040		
4001	COUNTY GENERAL FUND		.3226666606		.3226666606		
4005	VENTURA CO OFFICE EDUC		.0209601082		.0209601082		
6100	* VCWPD ADMIN		.0023544311		.0023544311		
6120	* VCWPD ZONE 2		.0291676227		.0291676227		
7770	UNITED WTR CONS DIST		.0098946826		.0098946826		
8031	CITY OXNARD DIST #1		.2236992147		.2236992147		
8600	CALLEGUAS MUN WTR		.0131939220		.0131939220		
TRA 03154 Totals:			1.0000000000		1.0000000000		

No Taxable Parcels Within TRA=03154

Fund NO.	Description	Prior Year Allocation	Prior Year Factor	Adjusted Prior Year Allocation	Adjusted Prior Year Factor	Annual Tax Increment	Current Year Allocation
1029	EL SCH GEN OCN VIEW	.62	.1891981024	.62	.1891981024		.62
2007	HI SCH GEN OXNARD	.44	.1356624319	.44	.1356624319		.44
2015	VTA COM COLLEGE GEN	.18	.0551270417	.18	.0551270417		.18
2019	VTA COLLEGE CHILD CTR		.0002268602		.0002268602		
4001	COUNTY GENERAL FUND	1.04	.3182624952	1.04	.3182624952		1.04
4005	VENTURA CO OFFICE EDUC	.08	.0235049447	.08	.0235049447		.08
6100	* VCWPD ADMIN	.01	.0027223598	.01	.0027223598		.01
6120	* VCWPD ZONE 2	.10	.0292650825	.10	.0292650825		.10
7770	UNITED WTR CONS DIST	.03	.0099821342	.03	.0099821342		.03
8031	CITY OXNARD DIST #1	.73	.2224367633	.73	.2224367633		.73
8600	CALLEGUAS MUN WTR	.04	.0136117841	.04	.0136117841		.04
TRA 03155	Totals:	3.27	1.0000000000	3.27	1.0000000000		3.27

Fund NO.	Description	Prior Year Allocation	Prior Year Factor	Adjusted Prior Year Allocation	Adjusted Prior Year Factor	Annual Tax Increment	Current Year Allocation
1029	EL SCH GEN OCN VIEW		.1992187500		.1992187500		
2007	HI SCH GEN OXNARD		.1428571429		.1428571429		
2015	VTA COM COLLEGE GEN		.0561224490		.0561224490		
4001	COUNTY GENERAL FUND		.2203433248		.2203433248		
4002	ERAF 92-93 SHIFT		.0481770833		.0481770833		
4004	ERAF 93-94 SHIFT		.1302083333		.1302083333		
4005	VENTURA CO OFFICE EDUC		.0117187500		.0117187500		
6100	* VCWPD ADMIN		.0013020833		.0013020833		
6140	* VCWPD ZONE 4		.0013020833		.0013020833		
8031	CITY OXNARD DIST #1		.1809375001		.1809375001		
8600	CALLEGUAS MUN WTR		.0078125000		.0078125000		
TRA 03156 Totals:			1.0000000000		1.0000000000		

No Taxable Parcels Within TRA=03156

Fund NO.	Description	Prior Year Allocation	Prior Year Factor	Adjusted Prior Year Allocation	Adjusted Prior Year Factor	Annual Tax Increment	Current Year Allocation
1029	EL SCH GEN OCN VIEW	72,438.47	.1891093291	72,438.47	.1891093291	2,814.58	75,253.05
2007	HI SCH GEN OXNARD	51,877.43	.1354322692	51,877.43	.1354322692	2,015.69	53,893.12
2015	VTA COM COLLEGE GEN	21,076.12	.0550217237	21,076.12	.0550217237	818.91	21,895.03
2019	VTA COLLEGE CHILD CTR	108.90	.0002843048	108.90	.0002843048	4.23	113.13
4001	COUNTY GENERAL FUND	77,335.77	.2018868638	77,335.77	.2018868638	3,004.75	80,340.52
4002	ERAF 92-93 SHIFT	22,066.41	.0575906228	22,066.41	.0575906228	857.14	22,923.55
4004	ERAF 93-94 SHIFT	45,755.83	.1194510459	45,755.83	.1194510459	1,777.83	47,533.66
4005	VENTURA CO OFFICE EDUC	9,473.64	.0247320543	9,473.64	.0247320543	368.10	9,841.74
6100	* VCWPD ADMIN	949.91	.0024798999	949.91	.0024798999	36.91	986.82
6120	* VCWPD ZONE 2	9,361.39	.0244390358	9,361.39	.0244390358	363.73	9,725.12
7770	UNITED WTR CONS DIST	2,404.16	.0062780823	2,404.16	.0062780823	93.44	2,497.60
8031	CITY OXNARD DIST #1	66,936.95	.1747596148	66,936.95	.1747596148	2,601.01	69,537.96
8600	CALLEGUAS MUN WTR	3,268.47	.0085351536	3,268.47	.0085351536	127.03	3,395.50
TRA 03157	Totals:	383,053.45	1.0000000000	383,053.45	1.0000000000	14,883.35	397,936.80

*** Gross Assessed Valuation Information(Assessed valuations Minus Local Exemptions) ***

	Prior Year A/V	Transfers	Current Year AVI	A/V
Secured	38,223,284		39,711,619	
Unsecured	17,600		17,600	
State Assessed				
	38,240,884		1,488,335	39,729,219

Fund NO.	Description	Prior Year Allocation	Prior Year Factor	Adjusted Prior Year Allocation	Adjusted Prior Year Factor	Annual Tax Increment	Current Year Allocation
1029	EL SCH GEN OCN VIEW	550.43	.1887929881	550.43	.1887929881	3,975.04	4,525.47
2007	HI SCH GEN OXNARD	394.19	.1351961642	394.19	.1351961642	2,846.56	3,240.75
2015	VTA COM COLLEGE GEN	160.05	.0548901798	160.05	.0548901798	1,155.71	1,315.76
2019	VTA COLLEGE CHILD CTR	.57	.0001989495	.57	.0001989495	4.19	4.76
4001	COUNTY GENERAL FUND	586.51	.3161987758	586.51	.3161987758	6,657.56	7,244.07
4002	ERAF 92-93 SHIFT	172.02		172.02			172.02
4004	ERAF 93-94 SHIFT	356.44		356.44			356.44
4005	VENTURA CO OFFICE EDUC	70.43	.0241672609	70.43	.0241672609	508.84	579.27
6100	* VCWPD ADMIN	6.96	.0027973625	6.96	.0027973625	58.90	65.86
6120	* VCWPD ZONE 2	70.88	.0293944907	70.88	.0293944907	618.90	689.78
7770	UNITED WTR CONS DIST	17.97	.0099940821	17.97	.0099940821	210.43	228.40
8031	CITY OXNARD DIST #1	504.62	.2247703611	504.62	.2247703611	4,732.54	5,237.16
8600	CALLEGUAS MUN WTR	24.46	.0135993853	24.46	.0135993853	286.34	310.80
TRA 03158	Totals:	2,915.53	1.0000000000	2,915.53	1.0000000000	21,055.01	23,970.54

*** Gross Assessed Valuation Information(Assessed valuations Minus Local Exemptions) ***

	Prior Year A/V	Transfers	Current Year AVI	A/V
Secured	291,499			2,397,000
Unsecured				
State Assessed				
	291,499		2,105,501	2,397,000

Fund NO.	Description	Prior Year Allocation	Prior Year Factor	Adjusted Prior Year Allocation	Adjusted Prior Year Factor	Annual Tax Increment	Current Year Allocation
1029	EL SCH GEN OCN VIEW		.1914498141		.1914498141		
2007	HI SCH GEN OXNARD		.1370789439		.1370789439		
2015	VTA COM COLLEGE GEN		.0556639354		.0556639354		
2019	VTA COLLEGE CHILD CTR		.0002601118		.0002601118		
4001	COUNTY GENERAL FUND		.1764914144		.1764914144		
4002	ERAF 92-93 SHIFT		.0532837670		.0532837670		
4004	ERAF 93-94 SHIFT		.1218799788		.1218799788		
4005	VENTURA CO OFFICE EDUC		.0240750575		.0240750575		
6100	* VCWPD ADMIN		.0024783147		.0024783147		
6120	* VCWPD ZONE 2		.0247831475		.0247831475		
7770	UNITED WTR CONS DIST		.0061957869		.0061957869		
8031	CITY OXNARD DIST #1		.2063597280		.2063597280		
TRA 03159 Totals:			1.0000000000		1.0000000000		

No Taxable Parcels Within TRA=03159

Fund NO.	Description	Prior Year Allocation	Prior Year Factor	Adjusted Prior Year Allocation	Adjusted Prior Year Factor	Annual Tax Increment	Current Year Allocation
1029	EL SCH GEN OCN VIEW		.1843317972		.1843317972		
2007	HI SCH GEN OXNARD		.1352941176		.1352941176		
2015	VTA COM COLLEGE GEN		.0529411764		.0529411764		
4001	COUNTY GENERAL FUND		.3142032620		.3142032620		
4005	VENTURA CO OFFICE EDUC		.0414746544		.0414746544		
6100	* VCWPD ADMIN		.0059742101		.0059742101		
6120	* VCWPD ZONE 2		.0238968408		.0238968408		
7770	UNITED WTR CONS DIST		.0059742101		.0059742101		
8031	CITY OXNARD DIST #1		.2236290614		.2236290614		
8600	CALLEGUAS MUN WTR		.0122806700		.0122806700		
TRA 03160 Totals:			1.0000000000		1.0000000000		

No Taxable Parcels Within TRA=03160

Fund NO.	Description	Prior Year Allocation	Prior Year Factor	Adjusted Prior Year Allocation	Adjusted Prior Year Factor	Annual Tax Increment	Current Year Allocation
1029	EL SCH GEN OCN VIEW	30,215.29	.1893944547	30,215.29	.1893944547	7,602.93	37,818.22
2007	HI SCH GEN OXNARD	22,927.45	.1437131931	22,927.45	.1437131931	5,769.13	28,696.58
2015	VTA COM COLLEGE GEN	9,314.74	.0583864497	9,314.74	.0583864497	2,343.83	11,658.57
2019	VTA COLLEGE CHILD CTR	48.11	.0003015535	48.11	.0003015535	12.11	60.22
4001	COUNTY GENERAL FUND	29,587.65	.1854597384	29,587.65	.1854597384	7,444.98	37,032.63
4002	ERAF 92-93 SHIFT	8,523.94	.0534263083	8,523.94	.0534263083	2,144.71	10,668.65
4004	ERAF 93-94 SHIFT	18,414.09	.1154231648	18,414.09	.1154231648	4,633.48	23,047.57
4005	VENTURA CO OFFICE EDUC	4,157.99	.0260629905	4,157.99	.0260629905	1,046.26	5,204.25
6100	* VCWPD ADMIN	419.81	.0026314425	419.81	.0026314425	105.63	525.44
6120	* VCWPD ZONE 2	4,137.31	.0259333944	4,137.31	.0259333944	1,041.05	5,178.36
7770	UNITED WTR CONS DIST	1,023.44	.0064151400	1,023.44	.0064151400	257.53	1,280.97
8031	CITY OXNARD DIST #1	30,766.45	.1928521701	30,766.45	.1928521701	7,741.74	38,508.19
TRA 03161	Totals:	159,536.27	1.0000000000	159,536.27	1.0000000000	40,143.38	199,679.65

*** Gross Assessed Valuation Information(Assessed valuations Minus Local Exemptions) ***

	Prior Year	Transfers	Current Year	AVI	A/V
Secured	16,131,598				20,145,936
Unsecured					
State Assessed					
	16,131,598		4,014,338		20,145,936

Fund NO.	Description	Prior Year Allocation	Prior Year Factor	Adjusted Prior Year Allocation	Adjusted Prior Year Factor	Annual Tax Increment	Current Year Allocation
1029	EL SCH GEN OCN VIEW	63,694.85	.1909047282	63,694.85	.1909047282	1,267.83	64,962.68
2007	HI SCH GEN OXNARD	47,842.46	.1433922606	47,842.46	.1433922606	952.29	48,794.75
2015	VTA COM COLLEGE GEN	19,436.90	.0582557916	19,436.90	.0582557916	386.89	19,823.79
2019	VTA COLLEGE CHILD CTR	100.19	.0003002726	100.19	.0003002726	1.99	102.18
4001	COUNTY GENERAL FUND	60,265.47	.1806262904	60,265.47	.1806262904	1,199.58	61,465.05
4002	ERAF 92-93 SHIFT	17,861.12	.0535329329	17,861.12	.0535329329	355.52	18,216.64
4004	ERAF 93-94 SHIFT	38,405.26	.1151072728	38,405.26	.1151072728	764.44	39,169.70
4005	VENTURA CO OFFICE EDUC	8,684.08	.0260276580	8,684.08	.0260276580	172.85	8,856.93
6100	* VCWPD ADMIN	854.79	.0025619686	854.79	.0025619686	17.01	871.80
6120	* VCWPD ZONE 2	8,426.26	.0252549923	8,426.26	.0252549923	167.72	8,593.98
7770	UNITED WTR CONS DIST	2,104.54	.0063077158	2,104.54	.0063077158	41.89	2,146.43
8031	CITY OXNARD DIST #1	62,540.61	.1874453123	62,540.61	.1874453123	1,244.85	63,785.46
8600	CALLEGUAS MUN WTR	3,430.81	.0102828039	3,430.81	.0102828039	68.29	3,499.10
TRA 03162	Totals:	333,647.34	1.0000000000	333,647.34	1.0000000000	6,641.15	340,288.49

*** Gross Assessed Valuation Information(Assessed valuations Minus Local Exemptions) ***

	Prior Year A/V	Transfers	Current Year AVI	A/V
Secured	33,438,879			34,102,994
Unsecured				
State Assessed				
	33,438,879		664,115	34,102,994

Fund NO.	Description	Prior Year Allocation	Prior Year Factor	Adjusted Prior Year Allocation	Adjusted Prior Year Factor	Annual Tax Increment	Current Year Allocation
1031	EL SCH GEN OXNARD		.2021523140		.2021523140		
2007	HI SCH GEN OXNARD		.1425034215		.1425034215		
2015	VTA COM COLLEGE GEN		.0578942514		.0578942514		
2019	VTA COLLEGE CHILD CTR		.0002988080		.0002988080		
4001	COUNTY GENERAL FUND		.1889786246		.1889786246		
4002	ERAF 92-93 SHIFT		.0534349977		.0534349977		
4004	ERAF 93-94 SHIFT		.1144751742		.1144751742		
4005	VENTURA CO OFFICE EDUC		.0167214094		.0167214094		
6100	* VCWPD ADMIN		.0026085288		.0026085288		
6120	* VCWPD ZONE 2		.0257164959		.0257164959		
7770	UNITED WTR CONS DIST		.0063764458		.0063764458		
8031	CITY OXNARD DIST #1		.1888395287		.1888395287		
TRA 03163	Totals:		1.0000000000		1.0000000000		

Fund NO.	Description	Prior Year Allocation	Prior Year Factor	Adjusted Prior Year Allocation	Adjusted Prior Year Factor	Annual Tax Increment	Current Year Allocation
1031	EL SCH GEN OXNARD	46,703.15	.1993242492	46,703.15	.1993242492	1,857.74	48,560.89
2007	HI SCH GEN OXNARD	32,922.34	.1405091516	32,922.34	.1405091516	1,309.57	34,231.91
2015	VTA COM COLLEGE GEN	13,374.85	.0570824399	13,374.85	.0570824399	532.02	13,906.87
2019	VTA COLLEGE CHILD CTR	68.54	.0002925138	68.54	.0002925138	2.73	71.27
4001	COUNTY GENERAL FUND	43,604.82	.1861007598	43,604.82	.1861007598	1,734.50	45,339.32
4002	ERAF 92-93 SHIFT	13,527.78	.0577351915	13,527.78	.0577351915	538.10	14,065.88
4004	ERAF 93-94 SHIFT	26,453.07	.1128989346	26,453.07	.1128989346	1,052.24	27,505.31
4005	VENTURA CO OFFICE EDUC	3,853.64	.0164469718	3,853.64	.0164469718	153.29	4,006.93
6100	* VCWPD ADMIN	601.17	.0025657972	601.17	.0025657972	23.91	625.08
6120	* VCWPD ZONE 2	5,930.41	.0253103822	5,930.41	.0253103822	235.90	6,166.31
7770	UNITED WTR CONS DIST	1,508.23	.0064369182	1,508.23	.0064369182	59.99	1,568.22
8031	CITY OXNARD DIST #1	43,561.89	.1859175909	43,561.89	.1859175909	1,732.79	45,294.68
8600	CALLEGUAS MUN WTR	2,197.58	.0093790993	2,197.58	.0093790993	87.41	2,284.99
TRA 03164	Totals:	234,307.47	1.0000000000	234,307.47	1.0000000000	9,320.19	243,627.66

*** Gross Assessed Valuation Information(Assessed valuations Minus Local Exemptions) ***

	Prior Year A/V	Transfers	Current Year AVI	A/V
Secured	23,448,397			24,369,416
Unsecured				11,000
State Assessed				
	23,448,397		932,019	24,380,416

Fund NO.	Description	Prior Year Allocation	Prior Year Factor	Adjusted Prior Year Allocation	Adjusted Prior Year Factor	Annual Tax Increment	Current Year Allocation
1031	EL SCH GEN OXNARD	468,657.89	.2030970087	468,657.89	.2030970087	18,006.78	486,664.67
2007	HI SCH GEN OXNARD	330,371.07	.1431691954	330,371.07	.1431691954	12,693.52	343,064.59
2015	VTA COM COLLEGE GEN	134,219.40	.0581651517	134,219.40	.0581651517	5,156.98	139,376.38
2019	VTA COLLEGE CHILD CTR	693.32	.0003004538	693.32	.0003004538	26.64	719.96
4001	COUNTY GENERAL FUND	428,783.98	.1858173085	428,783.98	.1858173085	16,474.73	445,258.71
4002	ERAF 92-93 SHIFT	122,551.35	.0531087087	122,551.35	.0531087087	4,708.67	127,260.02
4004	ERAF 93-94 SHIFT	265,400.94	.1150138290	265,400.94	.1150138290	10,197.24	275,598.18
4005	VENTURA CO OFFICE EDUC	38,756.59	.0167955056	38,756.59	.0167955056	1,489.11	40,245.70
6100	* VCWPD ADMIN	6,049.32	.0026215330	6,049.32	.0026215330	232.43	6,281.75
6120	* VCWPD ZONE 2	59,615.99	.0258351086	59,615.99	.0258351086	2,290.57	61,906.56
7770	UNITED WTR CONS DIST	14,746.78	.0063906427	14,746.78	.0063906427	566.60	15,313.38
8031	CITY OXNARD DIST #1	437,710.18	.1896855543	437,710.18	.1896855543	16,817.71	454,527.89
TRA 03165	Totals:	2,307,556.81	1.0000000000	2,307,556.81	1.0000000000	88,660.98	2,396,217.79

*** Gross Assessed Valuation Information(Assessed valuations Minus Local Exemptions) ***

	Prior Year	Transfers	Current Year	AVI	A/V
Secured	230,760,828		239,611,426		
Unsecured	10,800		26,300		
State Assessed					
	230,771,628		8,866,098	239,637,726	

Fund NO.	Description	Prior Year Allocation	Prior Year Factor	Adjusted Prior Year Allocation	Adjusted Prior Year Factor	Annual Tax Increment	Current Year Allocation
1031	EL SCH GEN OXNARD	2,262.38	.1935018528	2,262.38	.1935018528	23.03	2,285.41
2007	HI SCH GEN OXNARD	1,594.87	.1364073328	1,594.87	.1364073328	16.24	1,611.11
2015	VTA COM COLLEGE GEN	647.96	.0554214173	647.96	.0554214173	6.60	654.56
2019	VTA COLLEGE CHILD CTR	3.29	.0002794545	3.29	.0002794545	.03	3.32
4001	COUNTY GENERAL FUND	2,390.24	.2044346516	2,390.24	.2044346516	24.34	2,414.58
4002	ERAF 92-93 SHIFT	676.46	.0578759209	676.46	.0578759209	6.89	683.35
4004	ERAF 93-94 SHIFT	1,406.99	.1203398403	1,406.99	.1203398403	14.32	1,421.31
4005	VENTURA CO OFFICE EDUC	188.43	.0161212874	188.43	.0161212874	1.92	190.35
6100	* VCWPD ADMIN	29.23	.0025018604	29.23	.0025018604	.30	29.53
6120	* VCWPD ZONE 2	287.73	.0246080419	287.73	.0246080419	2.93	290.66
7770	UNITED WTR CONS DIST	73.91	.0063191861	73.91	.0063191861	.75	74.66
8031	CITY OXNARD DIST #1	2,029.70	.1735866034	2,029.70	.1735866034	20.66	2,050.36
8600	CALLEGUAS MUN WTR	100.61	.0086025506	100.61	.0086025506	1.02	101.63
TRA 03166	Totals:	11,691.80	1.0000000000	11,691.80	1.0000000000	119.03	11,810.83

*** Gross Assessed Valuation Information(Assessed valuations Minus Local Exemptions) ***

	Prior Year A/V	Transfers	Current Year AVI	A/V
Secured	1,151,763			1,163,666
Unsecured	20,200			20,200
State Assessed				
	1,171,963		11,903	1,183,866

Fund NO.	Description	Prior Year Allocation	Prior Year Factor	Adjusted Prior Year Allocation	Adjusted Prior Year Factor	Annual Tax Increment	Current Year Allocation
1031	EL SCH GEN OXNARD	2,217.91	.1913044333	2,217.91	.1913044333	67.06-	2,150.85
2007	HI SCH GEN OXNARD	1,569.82	.1354037826	1,569.82	.1354037826	47.46-	1,522.36
2015	VTA COM COLLEGE GEN	633.70	.0546584095	633.70	.0546584095	19.16-	614.54
2019	VTA COLLEGE CHILD CTR	14.42	.0012423425	14.42	.0012423425	.44-	13.98
4001	COUNTY GENERAL FUND	2,306.90	.1989636974	2,306.90	.1989636974	69.73-	2,237.17
4002	ERAF 92-93 SHIFT	592.51	.0510062423	592.51	.0510062423	17.88-	574.63
4004	ERAF 93-94 SHIFT	1,015.28	.0875712251	1,015.28	.0875712251	30.70-	984.58
4005	VENTURA CO OFFICE EDUC	172.83	.0149068087	172.83	.0149068087	5.23-	167.60
6100	* VCWPD ADMIN	24.76	.0021341507	24.76	.0021341507	.75-	24.01
6120	* VCWPD ZONE 2	275.03	.0237226306	275.03	.0237226306	8.32-	266.71
7770	UNITED WTR CONS DIST	17.80	.0016230157	17.80	.0016230157	.57-	17.23
8034	CITY OXNARD DIST #4	2,752.68	.2374632616	2,752.68	.2374632616	83.24-	2,669.44
TRA 03167	Totals:	11,593.64	1.0000000000	11,593.64	1.0000000000	350.54-	11,243.10

*** Gross Assessed Valuation Information(Assessed valuations Minus Local Exemptions) ***

	Prior Year A/V	Transfers	Current Year AVI	A/V
Secured				
Unsecured	1,157,726			1,122,672
State Assessed				
	1,157,726		35,054-	1,122,672

Fund NO.	Description	Prior Year Allocation	Prior Year Factor	Adjusted Prior Year Allocation	Adjusted Prior Year Factor	Annual Tax Increment	Current Year Allocation
1037	EL SCH GEN RIO	150,145.77	.2008433961	150,145.77	.2008433961	7,658.72	157,804.49
2007	HI SCH GEN OXNARD	106,300.11	.1421929810	106,300.11	.1421929810	5,422.22	111,722.33
2015	VTA COM COLLEGE GEN	43,186.40	.0577685386	43,186.40	.0577685386	2,202.88	45,389.28
2019	VTA COLLEGE CHILD CTR	223.21	.0002985844	223.21	.0002985844	11.39	234.60
4001	COUNTY GENERAL FUND	137,123.62	.1834242323	137,123.62	.1834242323	6,994.46	144,118.08
4002	ERAF 92-93 SHIFT	39,327.64	.0526068516	39,327.64	.0526068516	2,006.05	41,333.69
4004	ERAF 93-94 SHIFT	85,070.16	.1137945906	85,070.16	.1137945906	4,339.31	89,409.47
4005	VENTURA CO OFFICE EDUC	19,408.58	.0259619989	19,408.58	.0259619989	990.00	20,398.58
6100	* VCWPD ADMIN	1,944.85	.0026015249	1,944.85	.0026015249	99.20	2,044.05
6120	* VCWPD ZONE 2	19,165.54	.0256369149	19,165.54	.0256369149	977.61	20,143.15
7770	UNITED WTR CONS DIST	5,012.18	.0067045822	5,012.18	.0067045822	255.66	5,267.84
8031	CITY OXNARD DIST #1	140,668.29	.1881658045	140,668.29	.1881658045	7,175.29	147,843.58
TRA 03168	Totals:	747,576.35	1.0000000000	747,576.35	1.0000000000	38,132.79	785,709.14

*** Gross Assessed Valuation Information(Assessed valuations Minus Local Exemptions) ***

	Prior Year	Transfers	Current Year	AVI	State Assessed
Secured	74,849,541				78,670,020
Unsecured	132,900				125,700
State Assessed					
	74,982,441		3,813,279		78,795,720

Fund NO.	Description	Prior Year Allocation	Prior Year Factor	Adjusted Prior Year Allocation	Adjusted Prior Year Factor	Annual Tax Increment	Current Year Allocation
1015	EL SCH GEN PT HUE	131,066.09	.1952865217	131,066.09	.1952865217	5,672.43	136,738.52
2007	HI SCH GEN OXNARD	93,864.80	.1398571138	93,864.80	.1398571138	4,062.39	97,927.19
2015	VTA COM COLLEGE GEN	38,134.22	.0568194417	38,134.22	.0568194417	1,650.42	39,784.64
2019	VTA COLLEGE CHILD CTR	197.12	.0002937216	197.12	.0002937216	8.53	205.65
4001	COUNTY GENERAL FUND	121,172.10	.1805433265	121,172.10	.1805433265	5,244.20	126,416.30
4002	ERAF 92-93 SHIFT	35,761.13	.0532713764	35,761.13	.0532713764	1,547.36	37,308.49
4004	ERAF 93-94 SHIFT	76,862.27	.1145258659	76,862.27	.1145258659	3,326.60	80,188.87
4005	VENTURA CO OFFICE EDUC	17,142.15	.0255415857	17,142.15	.0255415857	741.90	17,884.05
6100	* VCWPD ADMIN	1,718.95	.0025611951	1,718.95	.0025611951	74.39	1,793.34
6120	* VCWPD ZONE 2	16,938.17	.0252376335	16,938.17	.0252376335	733.07	17,671.24
7770	UNITED WTR CONS DIST	4,215.06	.0062807237	4,215.06	.0062807237	182.43	4,397.49
8031	CITY OXNARD DIST #1	134,075.66	.1997814944	134,075.66	.1997814944	5,803.00	139,878.66
TRA 03169	Totals:	671,147.72	1.0000000000	671,147.72	1.0000000000	29,046.72	700,194.44

*** Gross Assessed Valuation Information(Assessed valuations Minus Local Exemptions) ***

	Prior Year	Transfers	Current Year	AVI	A/V
Secured	67,710,117				70,541,589
Unsecured	11,800				85,000
State Assessed					
	67,721,917		2,904,672		70,626,589

Fund NO.	Description	Prior Year Allocation	Prior Year Factor	Adjusted Prior Year Allocation	Adjusted Prior Year Factor	Annual Tax Increment	Current Year Allocation
1029	EL SCH GEN OCN VIEW	3,302.54	.1826875309	3,302.54	.1826875309	11.36	3,313.90
2007	HI SCH GEN OXNARD	2,505.98	.1386242862	2,505.98	.1386242862	8.62	2,514.60
2015	VTA COM COLLEGE GEN	1,018.11	.0563183863	1,018.11	.0563183863	3.50	1,021.61
2019	VTA COLLEGE CHILD CTR	5.21	.0002889718	5.21	.0002889718	.02	5.23
4001	COUNTY GENERAL FUND	3,788.13	.2095499923	3,788.13	.2095499923	13.04	3,801.17
4002	ERAF 92-93 SHIFT	976.44	.0540133559	976.44	.0540133559	3.36	979.80
4004	ERAF 93-94 SHIFT	2,223.82	.1230147235	2,223.82	.1230147235	7.65	2,231.47
4005	VENTURA CO OFFICE EDUC	457.17	.0252899655	457.17	.0252899655	1.57	458.74
6100	* VCWPD ADMIN	45.86	.0025358111	45.86	.0025358111	.16	46.02
6120	* VCWPD ZONE 2	452.15	.0250119225	452.15	.0250119225	1.56	453.71
7770	UNITED WTR CONS DIST	113.29	.0062678780	113.29	.0062678780	.39	113.68
8031	CITY OXNARD DIST #1	3,188.84	.1763971760	3,188.84	.1763971760	10.97	3,199.81
TRA 03170	Totals:	18,077.54	1.0000000000	18,077.54	1.0000000000	62.20	18,139.74

*** Gross Assessed Valuation Information(Assessed valuations Minus Local Exemptions) ***

	Prior Year	Transfers	Current Year
Secured	A/V		AVI
Unsecured	600,509		606,729
State Assessed			
	600,509		6,220
			606,729

Fund NO.	Description	Prior Year Allocation	Prior Year Factor	Adjusted Prior Year Allocation	Adjusted Prior Year Factor	Annual Tax Increment	Current Year Allocation
1031	EL SCH GEN OXNARD	294,532.12	.2030984028	294,532.12	.2030984028	6,380.90	300,913.02
2007	HI SCH GEN OXNARD	207,624.92	.1431704259	207,624.92	.1431704259	4,498.10	212,123.02
2015	VTA COM COLLEGE GEN	84,351.41	.0581655909	84,351.41	.0581655909	1,827.43	86,178.84
2019	VTA COLLEGE CHILD CTR	435.79	.0003005008	435.79	.0003005008	9.44	445.23
4001	COUNTY GENERAL FUND	251,560.49	.1734530730	251,560.49	.1734530730	5,449.51	257,010.00
4002	ERAF 92-93 SHIFT	85,920.06	.0590543146	85,920.06	.0590543146	1,855.36	87,775.42
4004	ERAF 93-94 SHIFT	158,873.81	.1095785426	158,873.81	.1095785426	3,442.72	162,316.53
4005	VENTURA CO OFFICE EDUC	24,357.15	.0167957974	24,357.15	.0167957974	527.69	24,884.84
6100	* VCWPD ADMIN	3,548.89	.0024471762	3,548.89	.0024471762	76.88	3,625.77
6120	* VCWPD ZONE 2	34,973.38	.0241163451	34,973.38	.0241163451	757.68	35,731.06
7770	UNITED WTR CONS DIST	9,050.46	.0062627087	9,050.46	.0062627087	196.76	9,247.22
8031	CITY OXNARD DIST #1	274,504.78	.1894079072	274,504.78	.1894079072	5,950.78	280,455.56
8600	CALLEGUAS MUN WTR	20,460.98	.0141492148	20,460.98	.0141492148	444.54	20,905.52
TRA 03171	Totals:	1,450,194.24	1.0000000000	1,450,194.24	1.0000000000	31,417.79	1,481,612.03

*** Gross Assessed Valuation Information(Assessed valuations Minus Local Exemptions) ***

	Prior Year A/V	Transfers	Current Year AVI	A/V
Secured	144,276,271		147,499,430	
Unsecured	221,280		139,900	
State Assessed				
	144,497,551		3,141,779	147,639,330

Fund NO.	Description	Prior Year Allocation	Prior Year Factor	Adjusted Prior Year Allocation	Adjusted Prior Year Factor	Annual Tax Increment	Current Year Allocation
1031	EL SCH GEN OXNARD		.1928693168		.1928693168		
2007	HI SCH GEN OXNARD		.1359975003		.1359975003		
2015	VTA COM COLLEGE GEN		.0551994449		.0551994449		
2019	VTA COLLEGE CHILD CTR		.0001975839		.0001975839		
4001	COUNTY GENERAL FUND		.0136983567		.0136983567		
4005	VENTURA CO OFFICE EDUC		.0156617071		.0156617071		
6100	* VCWPD ADMIN		.0028994886		.0028994886		
6120	* VCWPD ZONE 2		.0295004658		.0295004658		
7770	UNITED WTR CONS DIST		.0099992015		.0099992015		
8031	CITY OXNARD DIST #1		.2260881530		.2260881530		
8600	CALLEGUAS MUN WTR		.3178887814		.3178887814		
TRA 03172 Totals:			1.0000000000		1.0000000000		

No Taxable Parcels Within TRA=03172

Fund NO.	Description	Prior Year Allocation	Prior Year Factor	Adjusted Prior Year Allocation	Adjusted Prior Year Factor	Annual Tax Increment	Current Year Allocation
1031	EL SCH GEN OXNARD	1,347.70	.2022002728	1,347.70	.2022002728	13.60	1,361.30
2007	HI SCH GEN OXNARD	950.03	.1425389880	950.03	.1425389880	9.59	959.62
2015	VTA COM COLLEGE GEN	385.95	.0579069924	385.95	.0579069924	3.90	389.85
2019	VTA COLLEGE CHILD CTR	2.01	.0002988238	2.01	.0002988238	.02	2.03
4001	COUNTY GENERAL FUND	1,258.27	.1887901101	1,258.27	.1887901101	12.70	1,270.97
4002	ERAF 92-93 SHIFT	356.02	.0534053243	356.02	.0534053243	3.59	359.61
4004	ERAF 93-94 SHIFT	762.47	.1143897019	762.47	.1143897019	7.70	770.17
4005	VENTURA CO OFFICE EDUC	112.86	.0169325402	112.86	.0169325402	1.14	114.00
6100	* VCWPD ADMIN	17.39	.0026098866	17.39	.0026098866	.18	17.57
6120	* VCWPD ZONE 2	171.44	.0257220255	171.44	.0257220255	1.73	173.17
7770	UNITED WTR CONS DIST	42.48	.0063729384	42.48	.0063729384	.43	42.91
8031	CITY OXNARD DIST #1	1,258.52	.1888323960	1,258.52	.1888323960	12.70	1,271.22
TRA 03174	Totals:	6,665.14	1.0000000000	6,665.14	1.0000000000	67.28	6,732.42

*** Gross Assessed Valuation Information(Assessed valuations Minus Local Exemptions) ***

	Prior Year	Transfers	Current Year
Secured	A/V 649,458		AVI 656,186
Unsecured			
State Assessed			
	649,458		6,728
			656,186

Fund NO.	Description	Prior Year Allocation	Prior Year Factor	Adjusted Prior Year Allocation	Adjusted Prior Year Factor	Annual Tax Increment	Current Year Allocation
1031	EL SCH GEN OXNARD	311,852.85	.2025972050	311,852.85	.2025972050	3,497.61	315,350.46
2007	HI SCH GEN OXNARD	219,834.82	.1428170823	219,834.82	.1428170823	2,465.57	222,300.39
2015	VTA COM COLLEGE GEN	89,311.52	.0580218121	89,311.52	.0580218121	1,001.68	90,313.20
2019	VTA COLLEGE CHILD CTR	461.52	.0002998356	461.52	.0002998356	5.18	466.70
4001	COUNTY GENERAL FUND	397,872.30	.2872581918	397,872.30	.2872581918	4,959.20	402,831.50
4002	ERAF 92-93 SHIFT	23,109.68		23,109.68			23,109.68
4004	ERAF 93-94 SHIFT	49,699.53		49,699.53			49,699.53
4005	VENTURA CO OFFICE EDUC	26,108.70	.0169616863	26,108.70	.0169616863	292.82	26,401.52
6100	* VCWPD ADMIN	4,504.46	.0030479562	4,504.46	.0030479562	52.62	4,557.08
6120	* VCWPD ZONE 2	45,542.92	.0310777731	45,542.92	.0310777731	536.52	46,079.44
7770	UNITED WTR CONS DIST	14,500.47	.0106085712	14,500.47	.0106085712	183.14	14,683.61
8031	CITY OXNARD DIST #1	356,232.55	.2471771060	356,232.55	.2471771060	4,267.23	360,499.78
8600	CALLEGUAS MUN WTR	198.08	.0001327804	198.08	.0001327804	2.29	200.37
TRA 03175	Totals:	1,539,229.40	1.0000000000	1,539,229.40	1.0000000000	17,263.86	1,556,493.26

*** Gross Assessed Valuation Information(Assessed valuations Minus Local Exemptions) ***

	Prior Year A/V	Transfers	Current Year AVI	A/V
Secured	136,823,272		138,189,038	
Unsecured	16,956,620		17,317,240	
State Assessed				
	153,779,892		1,726,386	155,506,278

Fund NO.	Description	Prior Year Allocation	Prior Year Factor	Adjusted Prior Year Allocation	Adjusted Prior Year Factor	Annual Tax Increment	Current Year Allocation
1031	EL SCH GEN OXNARD	11,735.77	.1927126411	11,735.77	.1927126411	152.03	11,887.80
2007	HI SCH GEN OXNARD	8,272.89	.1358486674	8,272.89	.1358486674	107.17	8,380.06
2015	VTA COM COLLEGE GEN	3,360.98	.0551908060	3,360.98	.0551908060	43.54	3,404.52
2019	VTA COLLEGE CHILD CTR	17.30	.0002840296	17.30	.0002840296	.22	17.52
4001	COUNTY GENERAL FUND	12,555.94	.2061796870	12,555.94	.2061796870	162.66	12,718.60
4002	ERAF 92-93 SHIFT	3,528.63	.0579227863	3,528.63	.0579227863	45.69	3,574.32
4004	ERAF 93-94 SHIFT	7,368.37	.1209983440	7,368.37	.1209983440	95.45	7,463.82
4005	VENTURA CO OFFICE EDUC	982.16	.0161281190	982.16	.0161281190	12.72	994.88
6100	* VCWPD ADMIN	151.43	.0024866929	151.43	.0024866929	1.96	153.39
6120	* VCWPD ZONE 2	1,492.90	.0245142994	1,492.90	.0245142994	19.34	1,512.24
7770	UNITED WTR CONS DIST	383.73	.0063030267	383.73	.0063030267	4.97	388.70
8031	CITY OXNARD DIST #1	10,526.50	.1728693752	10,526.50	.1728693752	136.37	10,662.87
8600	CALLEGUAS MUN WTR	521.19	.0085615254	521.19	.0085615254	6.75	527.94
TRA 03176	Totals:	60,897.79	1.0000000000	60,897.79	1.0000000000	788.87	61,686.66

*** Gross Assessed Valuation Information(Assessed valuations Minus Local Exemptions) ***

	Prior Year A/V	Transfers	Current Year AVI	A/V
Secured	7,618,646			7,697,533
Unsecured				
State Assessed				
	7,618,646		78,887	7,697,533

Fund NO.	Description	Prior Year Allocation	Prior Year Factor	Adjusted Prior Year Allocation	Adjusted Prior Year Factor	Annual Tax Increment	Current Year Allocation
1031	EL SCH GEN OXNARD	1,154,649.61	.1927165552	1,154,649.61	.1927165552	55,480.11	1,210,129.72
2007	HI SCH GEN OXNARD	813,946.15	.1358515131	813,946.15	.1358515131	39,109.55	853,055.70
2015	VTA COM COLLEGE GEN	330,680.25	.0551921184	330,680.25	.0551921184	15,888.96	346,569.21
2019	VTA COLLEGE CHILD CTR	1,709.63	.0002853468	1,709.63	.0002853468	82.15	1,791.78
4001	COUNTY GENERAL FUND	1,235,233.85	.2061664471	1,235,233.85	.2061664471	59,352.13	1,294,585.98
4002	ERAF 92-93 SHIFT	347,122.20	.0579363597	347,122.20	.0579363597	16,678.98	363,801.18
4004	ERAF 93-94 SHIFT	724,902.73	.1209897415	724,902.73	.1209897415	34,831.07	759,733.80
4005	VENTURA CO OFFICE EDUC	96,682.70	.0161368048	96,682.70	.0161368048	4,645.54	101,328.24
6100	* VCWPD ADMIN	14,904.96	.0024877108	14,904.96	.0024877108	716.17	15,621.13
6120	* VCWPD ZONE 2	146,878.63	.0245147467	146,878.63	.0245147467	7,057.42	153,936.05
7770	UNITED WTR CONS DIST	37,754.99	.0063014897	37,754.99	.0063014897	1,814.10	39,569.09
8031	CITY OXNARD DIST #1	1,035,690.01	.1728616284	1,035,690.01	.1728616284	49,764.19	1,085,454.20
8600	CALLEGUAS MUN WTR	51,283.95	.0085595378	51,283.95	.0085595378	2,464.16	53,748.11
TRA 03177	Totals:	5,991,439.66	1.0000000000	5,991,439.66	1.0000000000	287,884.53	6,279,324.19

*** Gross Assessed Valuation Information(Assessed valuations Minus Local Exemptions) ***

	Prior Year A/V	Transfers	Current Year AVI	A/V
Secured	595,909,497		624,741,750	
Unsecured	1,057,300		1,013,500	
State Assessed				
	596,966,797		28,788,453	625,755,250

Fund NO.	Description	Prior Year Allocation	Prior Year Factor	Adjusted Prior Year Allocation	Adjusted Prior Year Factor	Annual Tax Increment	Current Year Allocation
1031	EL SCH GEN OXNARD	23,275.00	.2024513526	23,275.00	.2024513526	318.02	23,593.02
2007	HI SCH GEN OXNARD	16,407.29	.1427144032	16,407.29	.1427144032	224.19	16,631.48
2015	VTA COM COLLEGE GEN	6,665.46	.0579777422	6,665.46	.0579777422	91.08	6,756.54
2019	VTA COLLEGE CHILD CTR	34.30	.0002982771	34.30	.0002982771	.47	34.77
4001	COUNTY GENERAL FUND	21,533.77	.1873061538	21,533.77	.1873061538	294.24	21,828.01
4002	ERAF 92-93 SHIFT	6,109.54	.0531487812	6,109.54	.0531487812	83.49	6,193.03
4004	ERAF 93-94 SHIFT	13,286.51	.1155680689	13,286.51	.1155680689	181.54	13,468.05
4005	VENTURA CO OFFICE EDUC	1,919.98	.0167008313	1,919.98	.0167008313	26.23	1,946.21
6100	* VCWPD ADMIN	300.00	.0026096079	300.00	.0026096079	4.10	304.10
6120	* VCWPD ZONE 2	2,960.41	.0257501593	2,960.41	.0257501593	40.45	3,000.86
7770	UNITED WTR CONS DIST	732.66	.0063726577	732.66	.0063726577	10.01	742.67
8031	CITY OXNARD DIST #1	21,740.94	.1891019648	21,740.94	.1891019648	297.05	22,037.99
TRA 03178	Totals:	114,965.86	1.0000000000	114,965.86	1.0000000000	1,570.87	116,536.73

*** Gross Assessed Valuation Information(Assessed valuations Minus Local Exemptions) ***

	Prior Year	Transfers	Current Year	AVI	A/V
Secured	11,389,156				11,507,143
Unsecured	79,500				118,600
State Assessed					
	11,468,656		157,087		11,625,743

Fund NO.	Description	Prior Year Allocation	Prior Year Factor	Adjusted Prior Year Allocation	Adjusted Prior Year Factor	Annual Tax Increment	Current Year Allocation
1031	EL SCH GEN OXNARD	524,131.91	.1926444457	524,131.91	.1926444457	22,984.87	547,116.78
2007	HI SCH GEN OXNARD	369,621.73	.1358543109	369,621.73	.1358543109	16,209.10	385,830.83
2015	VTA COM COLLEGE GEN	150,165.42	.0551932277	150,165.42	.0551932277	6,585.24	156,750.66
2019	VTA COLLEGE CHILD CTR	775.54	.0002850513	775.54	.0002850513	34.01	809.55
4001	COUNTY GENERAL FUND	558,542.66	.2052921113	558,542.66	.2052921113	24,493.89	583,036.55
4002	ERAF 92-93 SHIFT	158,075.28	.0581005062	158,075.28	.0581005062	6,932.11	165,007.39
4004	ERAF 93-94 SHIFT	328,095.39	.1205913172	328,095.39	.1205913172	14,388.04	342,483.43
4005	VENTURA CO OFFICE EDUC	43,796.21	.0160972751	43,796.21	.0160972751	1,920.60	45,716.81
6100	* VCWPD ADMIN	6,768.22	.0024876488	6,768.22	.0024876488	296.81	7,065.03
6120	* VCWPD ZONE 2	66,775.78	.0245434038	66,775.78	.0245434038	2,928.33	69,704.11
7770	UNITED WTR CONS DIST	17,184.73	.0063162350	17,184.73	.0063162350	753.61	17,938.34
8031	CITY OXNARD DIST #1	473,504.87	.1740365099	473,504.87	.1740365099	20,764.71	494,269.58
8600	CALLEGUAS MUN WTR	23,283.82	.0085579571	23,283.82	.0085579571	1,021.07	24,304.89
TRA 03179	Totals:	2,720,721.56	1.0000000000	2,720,721.56	1.0000000000	119,312.39	2,840,033.95

*** Gross Assessed Valuation Information(Assessed valuations Minus Local Exemptions) ***

	Prior Year A/V	Transfers	Current Year AVI	A/V
Secured	267,529,566		279,258,735	
Unsecured	3,635,500		3,837,570	
State Assessed				
	271,165,066		11,931,239	283,096,305

Fund NO.	Description	Prior Year Allocation	Prior Year Factor	Adjusted Prior Year Allocation	Adjusted Prior Year Factor	Annual Tax Increment	Current Year Allocation
1015	EL SCH GEN PT HUE		.1984332793		.1984332793		
2007	HI SCH GEN OXNARD		.1420853593		.1420853593		
2015	VTA COM COLLEGE GEN		.0577525662		.0577525662		
2019	VTA COLLEGE CHILD CTR		.0003241491		.0003241491		
4001	COUNTY GENERAL FUND		.2632208029		.2632208029		
4005	VENTURA CO OFFICE EDUC		.0260129660		.0260129660		
6100	* VCWPD ADMIN		.0029347980		.0029347980		
6120	* VCWPD ZONE 2		.0302205548		.0302205548		
7770	UNITED WTR CONS DIST		.0103114740		.0103114740		
8031	CITY OXNARD DIST #1		.2565040504		.2565040504		
8600	CALLEGUAS MUN WTR		.0122000000		.0122000000		
TRA 03180 Totals:			1.0000000000		1.0000000000		

No Taxable Parcels Within TRA=03180

Fund NO.	Description	Prior Year Allocation	Prior Year Factor	Adjusted Prior Year Allocation	Adjusted Prior Year Factor	Annual Tax Increment	Current Year Allocation
1015	EL SCH GEN PT HUE	1,864.37	.1956330341	1,864.37	.1956330341	33.04	1,897.41
2007	HI SCH GEN OXNARD	1,335.19	.1401044438	1,335.19	.1401044438	23.66	1,358.85
2015	VTA COM COLLEGE GEN	542.46	.0569217620	542.46	.0569217620	9.61	552.07
2019	VTA COLLEGE CHILD CTR	2.80	.0002947238	2.80	.0002947238	.05	2.85
4001	COUNTY GENERAL FUND	2,680.78	.2813002850	2,680.78	.2813002850	47.52	2,728.30
4005	VENTURA CO OFFICE EDUC	243.85	.0255871905	243.85	.0255871905	4.32	248.17
6100	* VCWPD ADMIN	28.47	.0029865847	28.47	.0029865847	.50	28.97
6120	* VCWPD ZONE 2	290.18	.0304491929	290.18	.0304491929	5.14	295.32
7770	UNITED WTR CONS DIST	99.03	.0103921483	99.03	.0103921483	1.76	100.79
8031	CITY OXNARD DIST #1	2,308.34	.2422200230	2,308.34	.2422200230	40.91	2,349.25
8600	CALLEGUAS MUN WTR	134.47	.0141106119	134.47	.0141106119	2.38	136.85
TRA 03181	Totals:	9,529.94	1.0000000000	9,529.94	1.0000000000	168.89	9,698.83

*** Gross Assessed Valuation Information(Assessed valuations Minus Local Exemptions) ***

	Prior Year A/V	Transfers	Current Year AVI	A/V
Secured	1,630,348			1,647,237
Unsecured				
State Assessed				
	1,630,348		16,889	1,647,237

Fund NO.	Description	Prior Year Allocation	Prior Year Factor	Adjusted Prior Year Allocation	Adjusted Prior Year Factor	Annual Tax Increment	Current Year Allocation
1029	EL SCH GEN OCN VIEW	29,831.29	.1893380275	29,831.29	.1893380275	615.48	30,446.77
2007	HI SCH GEN OXNARD	22,636.07	.1436700650	22,636.07	.1436700650	467.03	23,103.10
2015	VTA COM COLLEGE GEN	9,196.33	.0583687416	9,196.33	.0583687416	189.74	9,386.07
2019	VTA COLLEGE CHILD CTR	47.57	.0003017267	47.57	.0003017267	.98	48.55
4001	COUNTY GENERAL FUND	37,954.23	.2925836752	37,954.23	.2925836752	951.08	38,905.31
4002	ERAF 92-93 SHIFT	4,281.86		4,281.86			4,281.86
4004	ERAF 93-94 SHIFT	9,038.85		9,038.85			9,038.85
4005	VENTURA CO OFFICE EDUC	4,134.26	.0262397658	4,134.26	.0262397658	85.30	4,219.56
6100	* VCWPD ADMIN	449.00	.0030631192	449.00	.0030631192	9.96	458.96
6120	* VCWPD ZONE 2	4,507.17	.0312249310	4,507.17	.0312249310	101.50	4,608.67
7770	UNITED WTR CONS DIST	1,148.49	.0106551827	1,148.49	.0106551827	34.64	1,183.13
8031	CITY OXNARD DIST #1	34,330.61	.2445547653	34,330.61	.2445547653	794.97	35,125.58
TRA 03182	Totals:	157,555.73	1.0000000000	157,555.73	1.0000000000	3,250.68	160,806.41

*** Gross Assessed Valuation Information(Assessed valuations Minus Local Exemptions) ***

	Prior Year	Transfers	Current Year	AVI	A/V
Secured	20,296,406				20,506,674
Unsecured	869,100				983,900
State Assessed					
	21,165,506		325,068		21,490,574

Fund NO.	Description	Prior Year Allocation	Prior Year Factor	Adjusted Prior Year Allocation	Adjusted Prior Year Factor	Annual Tax Increment	Current Year Allocation
1029	EL SCH GEN OCN VIEW	2,522.36	.1956084328	2,522.36	.1956084328	27.57	2,549.93
2007	HI SCH GEN OXNARD	1,806.52	.1400946387	1,806.52	.1400946387	19.74	1,826.26
2015	VTA COM COLLEGE GEN	733.85	.0569095891	733.85	.0569095891	8.02	741.87
2019	VTA COLLEGE CHILD CTR	3.63	.0002814859	3.63	.0002814859	.04	3.67
4001	COUNTY GENERAL FUND	3,630.12	.2815177062	3,630.12	.2815177062	39.68	3,669.80
4005	VENTURA CO OFFICE EDUC	328.92	.0255078479	328.92	.0255078479	3.59	332.51
6100	* VCWPD ADMIN	38.49	.0029850606	38.49	.0029850606	.42	38.91
6120	* VCWPD ZONE 2	392.65	.0304505326	392.65	.0304505326	4.29	396.94
7770	UNITED WTR CONS DIST	133.92	.0103845263	133.92	.0103845263	1.46	135.38
8031	CITY OXNARD DIST #1	3,122.45	.2421458803	3,122.45	.2421458803	34.12	3,156.57
8600	CALLEGUAS MUN WTR	182.02	.0141142996	182.02	.0141142996	1.99	184.01
TRA 03183	Totals:	12,894.93	1.0000000000	12,894.93	1.0000000000	140.92	13,035.85

*** Gross Assessed Valuation Information(Assessed valuations Minus Local Exemptions) ***

	Prior Year A/V	Transfers	Current Year AVI	A/V
Secured	1,360,512			1,374,604
Unsecured				
State Assessed				
	1,360,512		14,092	1,374,604

Fund NO.	Description	Prior Year Allocation	Prior Year Factor	Adjusted Prior Year Allocation	Adjusted Prior Year Factor	Annual Tax Increment	Current Year Allocation
1029	EL SCH GEN OCN VIEW	121,364.37	.1891081063	121,364.37	.1891081063	3,645.30	125,009.67
2007	HI SCH GEN OXNARD	86,915.48	.1354303604	86,915.48	.1354303604	2,610.60	89,526.08
2015	VTA COM COLLEGE GEN	35,311.03	.0550211150	35,311.03	.0550211150	1,060.60	36,371.63
2019	VTA COLLEGE CHILD CTR	182.61	.0002845534	182.61	.0002845534	5.49	188.10
4001	COUNTY GENERAL FUND	129,570.53	.2018948911	129,570.53	.2018948911	3,891.77	133,462.30
4002	ERAF 92-93 SHIFT	36,975.47	.0576146007	36,975.47	.0576146007	1,110.60	38,086.07
4004	ERAF 93-94 SHIFT	76,659.46	.1194495437	76,659.46	.1194495437	2,302.55	78,962.01
4005	VENTURA CO OFFICE EDUC	15,872.07	.0247316326	15,872.07	.0247316326	476.73	16,348.80
6100	* VCWPD ADMIN	1,591.92	.0024805169	1,591.92	.0024805169	47.82	1,639.74
6120	* VCWPD ZONE 2	15,684.35	.0244390861	15,684.35	.0244390861	471.10	16,155.45
7770	UNITED WTR CONS DIST	4,027.54	.0062756278	4,027.54	.0062756278	120.97	4,148.51
8031	CITY OXNARD DIST #1	112,142.49	.1747386931	112,142.49	.1747386931	3,368.32	115,510.81
8600	CALLEGUAS MUN WTR	5,475.13	.0085312729	5,475.13	.0085312729	164.45	5,639.58
TRA 03184	Totals:	641,772.45	1.0000000000	641,772.45	1.0000000000	19,276.30	661,048.75

*** Gross Assessed Valuation Information(Assessed valuations Minus Local Exemptions) ***

	Prior Year A/V	Transfers	Current Year AVI	A/V
Secured	64,204,640			66,132,270
Unsecured				
State Assessed				
	64,204,640		1,927,630	66,132,270

Fund NO.	Description	Prior Year Allocation	Prior Year Factor	Adjusted Prior Year Allocation	Adjusted Prior Year Factor	Annual Tax Increment	Current Year Allocation
1031	EL SCH GEN OXNARD	1.48	.2024556028	1.48	.2024556028		1.48
2007	HI SCH GEN OXNARD	1.06	.1427143312	1.06	.1427143312		1.06
2015	VTA COM COLLEGE GEN	.42	.0579815098	.42	.0579815098		.42
2019	VTA COLLEGE CHILD CTR		.0002991172		.0002991172		
4001	COUNTY GENERAL FUND	1.39	.1873169407	1.39	.1873169407		1.39
4002	ERAF 92-93 SHIFT	.38	.0531470254	.38	.0531470254		.38
4004	ERAF 93-94 SHIFT	.86	.1155682254	.86	.1155682254		.86
4005	VENTURA CO OFFICE EDUC	.12	.0166979827	.12	.0166979827		.12
6100	* VCWPD ADMIN	.02	.0026068753	.02	.0026068753		.02
6120	* VCWPD ZONE 2	.19	.0257497275	.19	.0257497275		.19
7770	UNITED WTR CONS DIST	.05	.0063721709	.05	.0063721709		.05
8031	CITY OXNARD DIST #1	1.40	.1890904911	1.40	.1890904911		1.40
TRA 03185	Totals:	7.37	1.0000000000	7.37	1.0000000000		7.37

Fund NO.	Description	Prior Year Allocation	Prior Year Factor	Adjusted Prior Year Allocation	Adjusted Prior Year Factor	Annual Tax Increment	Current Year Allocation
1031	EL SCH GEN OXNARD	167,208.85	.1927161019	167,208.85	.1927161019	4,639.69	171,848.54
2007	HI SCH GEN OXNARD	117,870.33	.1358511149	117,870.33	.1358511149	3,270.65	121,140.98
2015	VTA COM COLLEGE GEN	47,886.08	.0551909368	47,886.08	.0551909368	1,328.74	49,214.82
2019	VTA COLLEGE CHILD CTR	246.78	.0002844634	246.78	.0002844634	6.85	253.63
4001	COUNTY GENERAL FUND	178,885.62	.2061746475	178,885.62	.2061746475	4,963.70	183,849.32
4002	ERAF 92-93 SHIFT	50,250.45	.0579211036	50,250.45	.0579211036	1,394.47	51,644.92
4004	ERAF 93-94 SHIFT	104,982.57	.1209966878	104,982.57	.1209966878	2,913.03	107,895.60
4005	VENTURA CO OFFICE EDUC	13,995.03	.0161299236	13,995.03	.0161299236	388.33	14,383.36
6100	* VCWPD ADMIN	2,158.28	.0024875008	2,158.28	.0024875008	59.89	2,218.17
6120	* VCWPD ZONE 2	21,269.21	.0245137946	21,269.21	.0245137946	590.18	21,859.39
7770	UNITED WTR CONS DIST	5,468.76	.0063024483	5,468.76	.0063024483	151.73	5,620.49
8031	CITY OXNARD DIST #1	149,992.76	.1728701233	149,992.76	.1728701233	4,161.89	154,154.65
8600	CALLEGUAS MUN WTR	7,428.70	.0085611535	7,428.70	.0085611535	206.11	7,634.81
TRA 03186	Totals:	867,643.42	1.0000000000	867,643.42	1.0000000000	24,075.26	891,718.68

*** Gross Assessed Valuation Information(Assessed valuations Minus Local Exemptions) ***

	Prior Year A/V	Transfers	Current Year AVI	A/V
Secured	86,785,972			89,193,498
Unsecured	33,200			33,200
State Assessed				
	86,819,172		2,407,526	89,226,698

Fund NO.	Description	Prior Year Allocation	Prior Year Factor	Adjusted Prior Year Allocation	Adjusted Prior Year Factor	Annual Tax Increment	Current Year Allocation
1029	EL SCH GEN OCN VIEW		.1955880753		.1955880753		
2007	HI SCH GEN OXNARD		.1399947993		.1399947993		
2015	VTA COM COLLEGE GEN		.0568974847		.0568974847		
2019	VTA COLLEGE CHILD CTR		.0001967798		.0001967798		
4001	COUNTY GENERAL FUND		.2825110534		.2825110534		
4005	VENTURA CO OFFICE EDUC		.0251627420		.0251627420		
6100	* VCWPD ADMIN		.0028954501		.0028954501		
6120	* VCWPD ZONE 2		.0303951484		.0303951484		
7770	UNITED WTR CONS DIST		.0102955674		.0102955674		
8031	CITY OXNARD DIST #1		.2419653456		.2419653456		
8600	CALLEGUAS MUN WTR		.0140975540		.0140975540		
TRA 03187 Totals:			1.0000000000		1.0000000000		

No Taxable Parcels Within TRA=03187

Fund NO.	Description	Prior Year Allocation	Prior Year Factor	Adjusted Prior Year Allocation	Adjusted Prior Year Factor	Annual Tax Increment	Current Year Allocation
1029	EL SCH GEN OCN VIEW				.1802178453		
2007	HI SCH GEN OXNARD				.1367496934		
2015	VTA COM COLLEGE GEN				.0555570231		
2019	VTA COLLEGE CHILD CTR				.0002872158		
4001	COUNTY GENERAL FUND		1.0000000000		.3838211123		
4005	VENTURA CO OFFICE EDUC				.0249739581		
6100	* VCWPD ADMIN				.0025042381		
6120	* VCWPD ZONE 2				.0246768860		
7770	UNITED WTR CONS DIST				.0063415664		
8031	CITY OXNARD DIST #1				.1762521056		
8600	CALLEGUAS MUN WTR				.0086183559		
TRA 03188 Totals:			1.0000000000		1.0000000000		

No Taxable Parcels Within TRA=03188

Fund NO.	Description	Prior Year Allocation	Prior Year Factor	Adjusted Prior Year Allocation	Adjusted Prior Year Factor	Annual Tax Increment	Current Year Allocation
1031	EL SCH GEN OXNARD	105,076.90	.2027958352	105,076.90	.2027958352	2,885.56	107,962.46
2007	HI SCH GEN OXNARD	74,068.87	.1429511232	74,068.87	.1429511232	2,034.03	76,102.90
2015	VTA COM COLLEGE GEN	30,093.54	.0580797729	30,093.54	.0580797729	826.41	30,919.95
2019	VTA COLLEGE CHILD CTR	154.96	.0002990821	154.96	.0002990821	4.26	159.22
4001	COUNTY GENERAL FUND	126,954.70	.2839293747	126,954.70	.2839293747	4,040.00	130,994.70
4002	ERAF 92-93 SHIFT	11,174.16		11,174.16			11,174.16
4004	ERAF 93-94 SHIFT	22,428.77		22,428.77			22,428.77
4005	VENTURA CO OFFICE EDUC	8,795.89	.0169758525	8,795.89	.0169758525	241.55	9,037.44
6100	* VCWPD ADMIN	1,462.07	.0029832216	1,462.07	.0029832216	42.45	1,504.52
6120	* VCWPD ZONE 2	14,728.47	.0304053845	14,728.47	.0304053845	432.63	15,161.10
7770	UNITED WTR CONS DIST	4,587.37	.0103775223	4,587.37	.0103775223	147.66	4,735.03
8031	CITY OXNARD DIST #1	113,126.82	.2388476688	113,126.82	.2388476688	3,398.53	116,525.35
8600	CALLEGUAS MUN WTR	5,488.69	.0123551622	5,488.69	.0123551622	175.80	5,664.49
TRA 03189	Totals:	518,141.21	1.0000000000	518,141.21	1.0000000000	14,228.88	532,370.09

*** Gross Assessed Valuation Information(Assessed valuations Minus Local Exemptions) ***

	Prior Year A/V	Transfers	Current Year AVI	A/V
Secured	41,374,599		42,274,099	
Unsecured	10,896,170		11,419,558	
State Assessed				
	52,270,769		1,422,888	53,693,657

Fund NO.	Description	Prior Year Allocation	Prior Year Factor	Adjusted Prior Year Allocation	Adjusted Prior Year Factor	Annual Tax Increment	Current Year Allocation
1031	EL SCH GEN OXNARD	106.96	.2027887374	106.96	.2027887374	16.18	123.14
2007	HI SCH GEN OXNARD	75.40	.1429489479	75.40	.1429489479	11.40	86.80
2015	VTA COM COLLEGE GEN	30.63	.0580762793	30.63	.0580762793	4.63	35.26
2019	VTA COLLEGE CHILD CTR	.15	.0002989000	.15	.0002989000	.02	.17
4001	COUNTY GENERAL FUND	96.32	.1826129844	96.32	.1826129844	14.57	110.89
4002	ERAF 92-93 SHIFT	29.74	.0563874940	29.74	.0563874940	4.50	34.24
4004	ERAF 93-94 SHIFT	59.52	.1128347681	59.52	.1128347681	9.00	68.52
4005	VENTURA CO OFFICE EDUC	8.95	.0169476327	8.95	.0169476327	1.35	10.30
6100	* VCWPD ADMIN	1.36	.0025705404	1.36	.0025705404	.21	1.57
6120	* VCWPD ZONE 2	13.31	.0252570540	13.31	.0252570540	2.02	15.33
7770	UNITED WTR CONS DIST	3.38	.0063964610	3.38	.0063964610	.51	3.89
8031	CITY OXNARD DIST #1	97.72	.1852881396	97.72	.1852881396	14.78	112.50
8600	CALLEGUAS MUN WTR	4.00	.0075920612	4.00	.0075920612	.61	4.61
TRA 03190	Totals:	527.44	1.0000000000	527.44	1.0000000000	79.78	607.22

*** Gross Assessed Valuation Information(Assessed valuations Minus Local Exemptions) ***

	Prior Year A/V	Transfers	Current Year AVI	A/V
Secured				
Unsecured	52,744			60,722
State Assessed				
	52,744		7,978	60,722

Fund NO.	Description	Prior Year Allocation	Prior Year Factor	Adjusted Prior Year Allocation	Adjusted Prior Year Factor	Annual Tax Increment	Current Year Allocation
1031	EL SCH GEN OXNARD	103,756.27	.2030938414	103,756.27	.2030938414	3,694.45	107,450.72
2007	HI SCH GEN OXNARD	73,141.63	.1431683971	73,141.63	.1431683971	2,604.36	75,745.99
2015	VTA COM COLLEGE GEN	29,715.13	.0581647858	29,715.13	.0581647858	1,058.07	30,773.20
2019	VTA COLLEGE CHILD CTR	153.21	.0002999421	153.21	.0002999421	5.46	158.67
4001	COUNTY GENERAL FUND	92,128.09	.1803325783	92,128.09	.1803325783	3,280.40	95,408.49
4002	ERAF 92-93 SHIFT	27,084.46	.0530154150	27,084.46	.0530154150	964.40	28,048.86
4004	ERAF 93-94 SHIFT	58,748.50	.1149950536	58,748.50	.1149950536	2,091.86	60,840.36
4005	VENTURA CO OFFICE EDUC	8,682.85	.0169958899	8,682.85	.0169958899	309.17	8,992.02
6100	* VCWPD ADMIN	1,298.78	.0025422610	1,298.78	.0025422610	46.25	1,345.03
6120	* VCWPD ZONE 2	12,807.57	.0250696930	12,807.57	.0250696930	456.04	13,263.61
7770	UNITED WTR CONS DIST	3,166.42	.0061979967	3,166.42	.0061979967	112.75	3,279.17
8031	CITY OXNARD DIST #1	93,963.01	.1839243526	93,963.01	.1839243526	3,345.74	97,308.75
8600	CALLEGUAS MUN WTR	6,232.52	.0121997935	6,232.52	.0121997935	221.92	6,454.44
TRA 03191	Totals:	510,878.44	1.0000000000	510,878.44	1.0000000000	18,190.87	529,069.31

*** Gross Assessed Valuation Information(Assessed valuations Minus Local Exemptions) ***

	Prior Year A/V	Transfers	Current Year AVI	A/V
Secured	51,043,965			52,863,052
Unsecured				
State Assessed				
	51,043,965		1,819,087	52,863,052

Fund NO.	Description	Prior Year Allocation	Prior Year Factor	Adjusted Prior Year Allocation	Adjusted Prior Year Factor	Annual Tax Increment	Current Year Allocation
1031	EL SCH GEN OXNARD	170,616.32	.2021511469	170,616.32	.2021511469	6,178.94	176,795.26
2007	HI SCH GEN OXNARD	120,273.15	.1425031113	120,273.15	.1425031113	4,355.74	124,628.89
2015	VTA COM COLLEGE GEN	48,862.18	.0578933168	48,862.18	.0578933168	1,769.56	50,631.74
2019	VTA COLLEGE CHILD CTR	251.59	.0002980826	251.59	.0002980826	9.11	260.70
4001	COUNTY GENERAL FUND	154,837.32	.1834556976	154,837.32	.1834556976	5,607.52	160,444.84
4002	ERAF 92-93 SHIFT	45,030.14	.0533530187	45,030.14	.0533530187	1,630.79	46,660.93
4004	ERAF 93-94 SHIFT	96,604.16	.1144594150	96,604.16	.1144594150	3,498.56	100,102.72
4005	VENTURA CO OFFICE EDUC	14,276.01	.0169146413	14,276.01	.0169146413	517.01	14,793.02
6100	* VCWPD ADMIN	2,137.19	.0025322149	2,137.19	.0025322149	77.40	2,214.59
6120	* VCWPD ZONE 2	21,063.75	.0249569396	21,063.75	.0249569396	762.83	21,826.58
7770	UNITED WTR CONS DIST	5,222.21	.0061874268	5,222.21	.0061874268	189.12	5,411.33
8031	CITY OXNARD DIST #1	154,532.91	.1830950502	154,532.91	.1830950502	5,596.48	160,129.39
8600	CALLEGUAS MUN WTR	10,296.77	.0121999383	10,296.77	.0121999383	372.90	10,669.67
TRA 03192	Totals:	844,003.70	1.0000000000	844,003.70	1.0000000000	30,565.96	874,569.66

*** Gross Assessed Valuation Information(Assessed valuations Minus Local Exemptions) ***

	Prior Year A/V	Transfers	Current Year AVI	A/V
Secured	84,378,519		87,435,115	
Unsecured	19,000		19,000	
State Assessed				
	84,397,519		3,056,596	87,454,115

Fund NO.	Description	Prior Year Allocation	Prior Year Factor	Adjusted Prior Year Allocation	Adjusted Prior Year Factor	Annual Tax Increment	Current Year Allocation
1031	EL SCH GEN OXNARD	295,213.55	.2030977983	295,213.55	.2030977983	60,669.65	355,883.20
2007	HI SCH GEN OXNARD	208,105.92	.1431704197	208,105.92	.1431704197	42,768.06	250,873.98
2015	VTA COM COLLEGE GEN	84,546.41	.0581653146	84,546.41	.0581653146	17,375.22	101,921.63
2019	VTA COLLEGE CHILD CTR	436.28	.0003001335	436.28	.0003001335	89.66	525.94
4001	COUNTY GENERAL FUND	260,403.22	.1791490787	260,403.22	.1791490787	53,515.67	313,918.89
4002	ERAF 92-93 SHIFT	81,850.49	.0563071113	81,850.49	.0563071113	16,820.14	98,670.63
4004	ERAF 93-94 SHIFT	162,919.83	.1120843328	162,919.83	.1120843328	33,481.98	196,401.81
4005	VENTURA CO OFFICE EDUC	24,410.91	.0167939605	24,410.91	.0167939605	5,016.71	29,427.62
6100	* VCWPD ADMIN	3,673.82	.0025274738	3,673.82	.0025274738	755.01	4,428.83
6120	* VCWPD ZONE 2	36,204.58	.0249076407	36,204.58	.0249076407	7,440.44	43,645.02
7770	UNITED WTR CONS DIST	9,186.14	.0063200351	9,186.14	.0063200351	1,887.93	11,074.07
8031	CITY OXNARD DIST #1	275,507.73	.1895433214	275,507.73	.1895433214	56,620.64	332,128.37
8600	CALLEGUAS MUN WTR	11,094.85	.0076333796	11,094.85	.0076333796	2,280.25	13,375.10
TRA 03194	Totals:	1,453,553.73	1.0000000000	1,453,553.73	1.0000000000	298,721.36	1,752,275.09

*** Gross Assessed Valuation Information(Assessed valuations Minus Local Exemptions) ***

	Prior Year A/V	Transfers	Current Year AVI	A/V
Secured	145,253,459		175,125,595	
Unsecured	22,200		22,200	
State Assessed				
	145,275,659		29,872,136	175,147,795

Fund NO.	Description	Prior Year Allocation	Prior Year Factor	Adjusted Prior Year Allocation	Adjusted Prior Year Factor	Annual Tax Increment	Current Year Allocation
1031	EL SCH GEN OXNARD	999.82	.2008828149	999.82	.2008828149	9.99	1,009.81
2007	HI SCH GEN OXNARD	706.66	.1419850298	706.66	.1419850298	7.06	713.72
2015	VTA COM COLLEGE GEN	287.12	.0576851045	287.12	.0576851045	2.87	289.99
2019	VTA COLLEGE CHILD CTR	1.50	.0002979966	1.50	.0002979966	.01	1.51
4001	COUNTY GENERAL FUND	959.97	.1928803646	959.97	.1928803646	9.62	969.59
4002	ERAF 92-93 SHIFT	256.55	.0515409942	256.55	.0515409942	2.56	259.11
4004	ERAF 93-94 SHIFT	550.43	.1105857082	550.43	.1105857082	5.50	555.93
4005	VENTURA CO OFFICE EDUC	91.43	.0183702484	91.43	.0183702484	.91	92.34
6100	* VCWPD ADMIN	13.02	.0026157479	13.02	.0026157479	.13	13.15
6120	* VCWPD ZONE 2	128.55	.0258263715	128.55	.0258263715	1.28	129.83
7770	UNITED WTR CONS DIST	40.98	.0082321559	40.98	.0082321559	.41	41.39
8031	CITY OXNARD DIST #1	941.17	.1890974635	941.17	.1890974635	9.41	950.58
TRA 03195	Totals:	4,977.20	1.0000000000	4,977.20	1.0000000000	49.75	5,026.95

*** Gross Assessed Valuation Information(Assessed valuations Minus Local Exemptions) ***

	Prior Year	Transfers	Current Year	
Secured	A/V		AVI	A/V
Unsecured	480,463			485,438
State Assessed				
	480,463		4,975	485,438

Fund NO.	Description	Prior Year Allocation	Prior Year Factor	Adjusted Prior Year Allocation	Adjusted Prior Year Factor	Annual Tax Increment	Current Year Allocation
1015	EL SCH GEN PT HUE	247,577.76	.1889204654	247,577.76	.1889204654	6,872.43	254,450.19
2007	HI SCH GEN OXNARD	177,306.15	.1352979401	177,306.15	.1352979401	4,921.79	182,227.94
2015	VTA COM COLLEGE GEN	72,033.81	.0549672181	72,033.81	.0549672181	1,999.56	74,033.37
2019	VTA COLLEGE CHILD CTR	372.39	.0002841691	372.39	.0002841691	10.34	382.73
4001	COUNTY GENERAL FUND	360,973.71	.3149729107	360,973.71	.3149729107	11,457.90	372,431.61
4002	ERAF 92-93 SHIFT	26,462.12		26,462.12			26,462.12
4004	ERAF 93-94 SHIFT	55,118.56		55,118.56			55,118.56
4005	VENTURA CO OFFICE EDUC	32,380.57	.0247088159	32,380.57	.0247088159	898.84	33,279.41
6100	* VCWPD ADMIN	3,592.49	.0028843050	3,592.49	.0028843050	104.92	3,697.41
6120	* VCWPD ZONE 2	36,236.68	.0294052618	36,236.68	.0294052618	1,069.69	37,306.37
7770	UNITED WTR CONS DIST	11,417.49	.0100342587	11,417.49	.0100342587	365.02	11,782.51
8031	CITY OXNARD DIST #1	271,505.35	.2248960395	271,505.35	.2248960395	8,181.13	279,686.48
8600	CALLEGUAS MUN WTR	15,509.68	.0136286157	15,509.68	.0136286157	495.77	16,005.45
TRA 03197	Totals:	1,310,486.76	1.0000000000	1,310,486.76	1.0000000000	36,377.39	1,346,864.15

*** Gross Assessed Valuation Information(Assessed valuations Minus Local Exemptions) ***

	Prior Year A/V	Transfers	Current Year AVI	A/V
Secured	129,364,425		133,013,654	
Unsecured	366,320		354,830	
State Assessed				
	129,730,745		3,637,739	133,368,484

Fund NO.	Description	Prior Year Allocation	Prior Year Factor	Adjusted Prior Year Allocation	Adjusted Prior Year Factor	Annual Tax Increment	Current Year Allocation
1015	EL SCH GEN PT HUE	231,378.28	.2144227598	231,378.28	.2144227598	9,532.22	240,910.50
2007	HI SCH GEN OXNARD	165,698.09	.1535563640	165,698.09	.1535563640	6,826.39	172,524.48
2015	VTA COM COLLEGE GEN	67,317.80	.0623850200	67,317.80	.0623850200	2,773.34	70,091.14
2019	VTA COLLEGE CHILD CTR	348.06	.0003225363	348.06	.0003225363	14.34	362.40
4001	COUNTY GENERAL FUND	281,069.70	.2717961985	281,069.70	.2717961985	12,082.77	293,152.47
4002	ERAF 92-93 SHIFT	52,455.76		52,455.76			52,455.76
4004	ERAF 93-94 SHIFT	109,377.33		109,377.33			109,377.33
4005	VENTURA CO OFFICE EDUC	30,234.28	.0280217003	30,234.28	.0280217003	1,245.71	31,479.99
6100	* VCWPD ADMIN	3,153.72	.0029635848	3,153.72	.0029635848	131.75	3,285.47
6120	* VCWPD ZONE 2	31,366.40	.0295705054	31,366.40	.0295705054	1,314.56	32,680.96
7770	UNITED WTR CONS DIST	8,784.34	.0085197175	8,784.34	.0085197175	378.75	9,163.09
8031	CITY OXNARD DIST #1	228,541.31	.2168662284	228,541.31	.2168662284	9,640.85	238,182.16
8600	CALLEGUAS MUN WTR	11,935.63	.0115753850	11,935.63	.0115753850	514.59	12,450.22
TRA 03198	Totals:	1,221,660.70	1.0000000000	1,221,660.70	1.0000000000	44,455.27	1,266,115.97

*** Gross Assessed Valuation Information(Assessed valuations Minus Local Exemptions) ***

	Prior Year A/V	Transfers	Current Year AVI	A/V
Secured	121,479,439			125,935,406
Unsecured	330,060			319,620
State Assessed				
	121,809,499		4,445,527	126,255,026

Fund NO.	Description	Prior Year Allocation	Prior Year Factor	Adjusted Prior Year Allocation	Adjusted Prior Year Factor	Annual Tax Increment	Current Year Allocation
1029	EL SCH GEN OCN VIEW		.1887985986		.1887985986		
2007	HI SCH GEN OXNARD		.1351694915		.1351694915		
2015	VTA COM COLLEGE GEN		.0548964218		.0548964218		
2019	VTA COLLEGE CHILD CTR		.0001883239		.0001883239		
4001	COUNTY GENERAL FUND		.3165103598		.3165103598		
4005	VENTURA CO OFFICE EDUC		.0239891003		.0239891003		
6100	* VCWPD ADMIN		.0027778274		.0027778274		
6120	* VCWPD ZONE 2		.0293791623		.0293791623		
7770	UNITED WTR CONS DIST		.0099816414		.0099816414		
8031	CITY OXNARD DIST #1		.2247491142		.2247491142		
8600	CALLEGUAS MUN WTR		.0135599588		.0135599588		
TRA 03199 Totals:			1.0000000000		1.0000000000		

No Taxable Parcels Within TRA=03199

Fund NO.	Description	Prior Year Allocation	Prior Year Factor	Adjusted Prior Year Allocation	Adjusted Prior Year Factor	Annual Tax Increment	Current Year Allocation
1031	EL SCH GEN OXNARD		.2024878595		.2024878595		
2007	HI SCH GEN OXNARD		.1427964238		.1427964238		
2015	VTA COM COLLEGE GEN		.0578997508		.0578997508		
2019	VTA COLLEGE CHILD CTR		.0001978601		.0001978601		
4004	ERAF 93-94 SHIFT		.2894897160		.2894897160		
4005	VENTURA CO OFFICE EDUC		.0157713859		.0157713859		
6100	* VCWPD ADMIN		.0028946182		.0028946182		
6120	* VCWPD ZONE 2		.0308954633		.0308954633		
7770	UNITED WTR CONS DIST		.0104938881		.0104938881		
8031	CITY OXNARD DIST #1		.2470730343		.2470730343		
TRA 03200 Totals:			1.0000000000		1.0000000000		

No Taxable Parcels Within TRA=03200

Fund NO.	Description	Prior Year Allocation	Prior Year Factor	Adjusted Prior Year Allocation	Adjusted Prior Year Factor	Annual Tax Increment	Current Year Allocation
1031	EL SCH GEN OXNARD		.2027958352		.2027958352		
2007	HI SCH GEN OXNARD		.1429511232		.1429511232		
2015	VTA COM COLLEGE GEN		.0580797729		.0580797729		
2019	VTA COLLEGE CHILD CTR		.0002990821		.0002990821		
4001	COUNTY GENERAL FUND		.2962323404		.2962323404		
4005	VENTURA CO OFFICE EDUC		.0046728416		.0046728416		
6100	* VCWPD ADMIN		.0029832218		.0029832218		
6120	* VCWPD ZONE 2		.0304053880		.0304053880		
7770	UNITED WTR CONS DIST		.0103775249		.0103775249		
8031	CITY OXNARD DIST #1		.2388477046		.2388477046		
8600	CALLEGUAS MUN WTR		.0123551653		.0123551653		
TRA 03201 Totals:			1.0000000000		1.0000000000		

No Taxable Parcels Within TRA=03201

Fund NO.	Description	Prior Year Allocation	Prior Year Factor	Adjusted Prior Year Allocation	Adjusted Prior Year Factor	Annual Tax Increment	Current Year Allocation
1037	EL SCH GEN RIO	287,400.38	.2034198375	287,400.38	.2034198375	1,465.48	288,865.86
2007	HI SCH GEN OXNARD	202,607.52	.1434040829	202,607.52	.1434040829	1,033.12	203,640.64
2015	VTA COM COLLEGE GEN	82,312.72	.0582603318	82,312.72	.0582603318	419.72	82,732.44
2019	VTA COLLEGE CHILD CTR	424.53	.0003004708	424.53	.0003004708	2.16	426.69
4001	COUNTY GENERAL FUND	256,045.17	.1812265255	256,045.17	.1812265255	1,305.61	257,350.78
4002	ERAF 92-93 SHIFT	79,605.43	.0563413401	79,605.43	.0563413401	405.90	80,011.33
4004	ERAF 93-94 SHIFT	158,676.56	.1123104850	158,676.56	.1123104850	809.11	159,485.67
4005	VENTURA CO OFFICE EDUC	24,059.16	.0170289000	24,059.16	.0170289000	122.68	24,181.84
6100	* VCWPD ADMIN	3,630.69	.0025697881	3,630.69	.0025697881	18.51	3,649.20
6120	* VCWPD ZONE 2	35,784.79	.0253282143	35,784.79	.0253282143	182.47	35,967.26
7770	UNITED WTR CONS DIST	9,041.21	.0063994914	9,041.21	.0063994914	46.10	9,087.31
8031	CITY OXNARD DIST #1	262,483.34	.1857857915	262,483.34	.1857857915	1,338.44	263,821.78
8600	CALLEGUAS MUN WTR	10,772.02	.0076247411	10,772.02	.0076247411	54.93	10,826.95
TRA 03202	Totals:	1,412,843.52	1.0000000000	1,412,843.52	1.0000000000	7,204.23	1,420,047.75

*** Gross Assessed Valuation Information(Assessed valuations Minus Local Exemptions) ***

	Prior Year A/V	Transfers	Current Year AVI	A/V
Secured	129,719,093		130,834,656	
Unsecured	11,454,360		11,059,220	
State Assessed				
	141,173,453		720,423	141,893,876

Fund NO.	Description	Prior Year Allocation	Prior Year Factor	Adjusted Prior Year Allocation	Adjusted Prior Year Factor	Annual Tax Increment	Current Year Allocation
1037	EL SCH GEN RIO		.2012257942		.2012257942		
2007	HI SCH GEN OXNARD		.1421653252		.1421653252		
2015	VTA COM COLLEGE GEN		.0577573066		.0577573066		
2019	VTA COLLEGE CHILD CTR		.0002985022		.0002985022		
4001	COUNTY GENERAL FUND		.1757940041		.1757940041		
4002	ERAF 92-93 SHIFT		.0591205218		.0591205218		
4004	ERAF 93-94 SHIFT		.1089444001		.1089444001		
4005	VENTURA CO OFFICE EDUC		.0259590126		.0259590126		
6100	* VCWPD ADMIN		.0024933400		.0024933400		
6120	* VCWPD ZONE 2		.0245698289		.0245698289		
7770	UNITED WTR CONS DIST		.0063508584		.0063508584		
8031	CITY OXNARD DIST #1		.1802202505		.1802202505		
8600	CALLEGUAS MUN WTR		.0151008554		.0151008554		
TRA 03203	Totals:		1.0000000000		1.0000000000		

Fund NO.	Description	Prior Year Allocation	Prior Year Factor	Adjusted Prior Year Allocation	Adjusted Prior Year Factor	Annual Tax Increment	Current Year Allocation
1031	EL SCH GEN OXNARD	305,174.82	.2034205888	305,174.82	.2034205888	9,823.66	314,998.48
2007	HI SCH GEN OXNARD	215,137.13	.1434041044	215,137.13	.1434041044	6,925.33	222,062.46
2015	VTA COM COLLEGE GEN	87,403.34	.0582605046	87,403.34	.0582605046	2,813.54	90,216.88
2019	VTA COLLEGE CHILD CTR	451.59	.0003010324	451.59	.0003010324	14.54	466.13
4001	COUNTY GENERAL FUND	271,875.25	.1812228566	271,875.25	.1812228566	8,751.68	280,626.93
4002	ERAF 92-93 SHIFT	84,544.03	.0563413113	84,544.03	.0563413113	2,720.86	87,264.89
4004	ERAF 93-94 SHIFT	168,484.67	.1123089075	168,484.67	.1123089075	5,423.66	173,908.33
4005	VENTURA CO OFFICE EDUC	25,550.53	.0170312298	25,550.53	.0170312298	822.48	26,373.01
6100	* VCWPD ADMIN	3,856.19	.0025704081	3,856.19	.0025704081	124.13	3,980.32
6120	* VCWPD ZONE 2	37,998.40	.0253286434	37,998.40	.0253286434	1,223.18	39,221.58
7770	UNITED WTR CONS DIST	9,599.64	.0063997075	9,599.64	.0063997075	309.06	9,908.70
8031	CITY OXNARD DIST #1	278,705.12	.1857864824	278,705.12	.1857864824	8,972.07	287,677.19
8600	CALLEGUAS MUN WTR	11,435.34	.0076242232	11,435.34	.0076242232	368.19	11,803.53
TRA 03204	Totals:	1,500,216.05	1.0000000000	1,500,216.05	1.0000000000	48,292.38	1,548,508.43

*** Gross Assessed Valuation Information(Assessed valuations Minus Local Exemptions) ***

	Prior Year A/V	Transfers	Current Year AVI	A/V
Secured	127,000,695		127,799,753	
Unsecured	22,934,330		26,964,510	
State Assessed				
	149,935,025		4,829,238	154,764,263

Fund NO.	Description	Prior Year Allocation	Prior Year Factor	Adjusted Prior Year Allocation	Adjusted Prior Year Factor	Annual Tax Increment	Current Year Allocation
1037	EL SCH GEN RIO	204,051.57	.2034155779	204,051.57	.2034155779	7,890.57	211,942.14
2007	HI SCH GEN OXNARD	143,852.06	.1434037118	143,852.06	.1434037118	5,562.69	149,414.75
2015	VTA COM COLLEGE GEN	58,442.59	.0582604609	58,442.59	.0582604609	2,259.95	60,702.54
2019	VTA COLLEGE CHILD CTR	300.80	.0002998509	300.80	.0002998509	11.63	312.43
4001	COUNTY GENERAL FUND	175,427.78	.1748728819	175,427.78	.1748728819	6,783.38	182,211.16
4002	ERAF 92-93 SHIFT	53,208.03	.0530406699	53,208.03	.0530406699	2,057.47	55,265.50
4004	ERAF 93-94 SHIFT	115,092.37	.1147339163	115,092.37	.1147339163	4,450.58	119,542.95
4005	VENTURA CO OFFICE EDUC	17,078.53	.0170252912	17,078.53	.0170252912	660.42	17,738.95
6100	* VCWPD ADMIN	2,487.83	.0024799323	2,487.83	.0024799323	96.20	2,584.03
6120	* VCWPD ZONE 2	24,515.71	.0244382151	24,515.71	.0244382151	947.97	25,463.68
7770	UNITED WTR CONS DIST	6,057.53	.0060383702	6,057.53	.0060383702	234.23	6,291.76
8031	CITY OXNARD DIST #1	190,383.68	.1897916637	190,383.68	.1897916637	7,362.10	197,745.78
8600	CALLEGUAS MUN WTR	12,228.09	.0121994579	12,228.09	.0121994579	473.22	12,701.31
TRA 03205	Totals:	1,003,126.57	1.0000000000	1,003,126.57	1.0000000000	38,790.41	1,041,916.98

*** Gross Assessed Valuation Information(Assessed valuations Minus Local Exemptions) ***

	Prior Year A/V	Transfers	Current Year AVI	A/V
Secured	100,347,544			104,226,585
Unsecured				
State Assessed				
	100,347,544		3,879,041	104,226,585

Fund NO.	Description	Prior Year Allocation	Prior Year Factor	Adjusted Prior Year Allocation	Adjusted Prior Year Factor	Annual Tax Increment	Current Year Allocation
1037	EL SCH GEN RIO		.2012261140		.2012261140		
2007	HI SCH GEN OXNARD		.1421654319		.1421654319		
2015	VTA COM COLLEGE GEN		.0577573316		.0577573316		
2019	VTA COLLEGE CHILD CTR		.0002985604		.0002985604		
4001	COUNTY GENERAL FUND		.3067806202		.3067806202		
4005	VENTURA CO OFFICE EDUC		.0046488372		.0046488372		
6100	* VCWPD ADMIN		.0030303807		.0030303807		
6120	* VCWPD ZONE 2		.0308941282		.0308941282		
7770	UNITED WTR CONS DIST		.0105423128		.0105423128		
8031	CITY OXNARD DIST #1		.2426562830		.2426562830		
TRA 03206 Totals:			1.0000000000		1.0000000000		

No Taxable Parcels Within TRA=03206

Fund NO.	Description	Prior Year Allocation	Prior Year Factor	Adjusted Prior Year Allocation	Adjusted Prior Year Factor	Annual Tax Increment	Current Year Allocation
1037	EL SCH GEN RIO		.1942386204		.1942386204		
2007	HI SCH GEN OXNARD		.1372266444		.1372266444		
2015	VTA COM COLLEGE GEN		.0557506458		.0557506458		
2019	VTA COLLEGE CHILD CTR		.0002881925		.0002881925		
4001	COUNTY GENERAL FUND		.1976191241		.1976191241		
4002	ERAF 92-93 SHIFT		.0570564123		.0570564123		
4004	ERAF 93-94 SHIFT		.1173780341		.1173780341		
4005	VENTURA CO OFFICE EDUC		.0251563881		.0251563881		
6100	* VCWPD ADMIN		.0024792963		.0024792963		
6120	* VCWPD ZONE 2		.0244350275		.0244350275		
7770	UNITED WTR CONS DIST		.0062523492		.0062523492		
8031	CITY OXNARD DIST #1		.1735921298		.1735921298		
8600	CALLEGUAS MUN WTR		.0085271355		.0085271355		
TRA 03207	Totals:		1.0000000000		1.0000000000		

Fund NO.	Description	Prior Year Allocation	Prior Year Factor	Adjusted Prior Year Allocation	Adjusted Prior Year Factor	Annual Tax Increment	Current Year Allocation
1037	EL SCH GEN RIO		.2012258331		.2012258331		
2007	HI SCH GEN OXNARD		.1421651072		.1421651072		
2015	VTA COM COLLEGE GEN		.0577570011		.0577570011		
2019	VTA COLLEGE CHILD CTR		.0002985151		.0002985151		
4001	COUNTY GENERAL FUND		.3067805462		.3067805462		
4005	VENTURA CO OFFICE EDUC		.0046485755		.0046485755		
6100	* VCWPD ADMIN		.0030303035		.0030303035		
6120	* VCWPD ZONE 2		.0308941200		.0308941200		
7770	UNITED WTR CONS DIST		.0105422968		.0105422968		
8031	CITY OXNARD DIST #1		.2426577015		.2426577015		
TRA 03208 Totals:			1.0000000000		1.0000000000		

No Taxable Parcels Within TRA=03208

Fund NO.	Description	Prior Year Allocation	Prior Year Factor	Adjusted Prior Year Allocation	Adjusted Prior Year Factor	Annual Tax Increment	Current Year Allocation
1037	EL SCH GEN RIO		.2009385665		.2009385665		
2007	HI SCH GEN OXNARD		.1419989077		.1419989077		
2015	VTA COM COLLEGE GEN		.0577553249		.0577553249		
2019	VTA COLLEGE CHILD CTR		.0002730748		.0002730748		
4001	COUNTY GENERAL FUND		.3076882701		.3076882701		
4005	VENTURA CO OFFICE EDUC		.0043278333		.0043278333		
6100	* VCWPD ADMIN		.0028672856		.0028672856		
6120	* VCWPD ZONE 2		.0308574549		.0308574549		
7770	UNITED WTR CONS DIST		.0103768432		.0103768432		
8031	CITY OXNARD DIST #1		.2429164390		.2429164390		
TRA 03209 Totals:			1.0000000000		1.0000000000		

No Taxable Parcels Within TRA=03209

Fund NO.	Description	Prior Year Allocation	Prior Year Factor	Adjusted Prior Year Allocation	Adjusted Prior Year Factor	Annual Tax Increment	Current Year Allocation
1031	EL SCH GEN OXNARD	2,834.29	.2024566099	2,834.29	.2024566099	35.22	2,869.51
2007	HI SCH GEN OXNARD	1,997.91	.1427129435	1,997.91	.1427129435	24.83	2,022.74
2015	VTA COM COLLEGE GEN	811.60	.0579731627	811.60	.0579731627	10.09	821.69
2019	VTA COLLEGE CHILD CTR	4.13	.0002964657	4.13	.0002964657	.05	4.18
4001	COUNTY GENERAL FUND	2,581.73	.1844224155	2,581.73	.1844224155	32.08	2,613.81
4002	ERAF 92-93 SHIFT	793.65	.0566879555	793.65	.0566879555	9.86	803.51
4004	ERAF 93-94 SHIFT	1,565.85	.1118486344	1,565.85	.1118486344	19.46	1,585.31
4005	VENTURA CO OFFICE EDUC	233.67	.0166909405	233.67	.0166909405	2.90	236.57
6100	* VCWPD ADMIN	35.81	.0025565699	35.81	.0025565699	.44	36.25
6120	* VCWPD ZONE 2	353.04	.0252173742	353.04	.0252173742	4.39	357.43
7770	UNITED WTR CONS DIST	89.51	.0063928235	89.51	.0063928235	1.11	90.62
8031	CITY OXNARD DIST #1	2,591.84	.1851401167	2,591.84	.1851401167	32.21	2,624.05
8600	CALLEGUAS MUN WTR	106.43	.0076039880	106.43	.0076039880	1.32	107.75
TRA 03210	Totals:	13,999.46	1.0000000000	13,999.46	1.0000000000	173.96	14,173.42

*** Gross Assessed Valuation Information(Assessed valuations Minus Local Exemptions) ***

	Prior Year A/V	Transfers	Current Year AVI	A/V
Secured	1,398,382			1,415,778
Unsecured				
State Assessed				
	1,398,382		17,396	1,415,778

Fund NO.	Description	Prior Year Allocation	Prior Year Factor	Adjusted Prior Year Allocation	Adjusted Prior Year Factor	Annual Tax Increment	Current Year Allocation
1037	EL SCH GEN RIO	3,607.44	.1942125675	3,607.44	.1942125675	4.93	3,612.37
2007	HI SCH GEN OXNARD	2,548.52	.1372036476	2,548.52	.1372036476	3.48	2,552.00
2015	VTA COM COLLEGE GEN	1,035.33	.0557389818	1,035.33	.0557389818	1.42	1,036.75
2019	VTA COLLEGE CHILD CTR	5.28	.0002842035	5.28	.0002842035	.01	5.29
4001	COUNTY GENERAL FUND	3,736.06	.2010966238	3,736.06	.2010966238	5.11	3,741.17
4002	ERAF 92-93 SHIFT	1,056.57	.0564912698	1,056.57	.0564912698	1.43	1,058.00
4004	ERAF 93-94 SHIFT	2,198.75	.1184275322	2,198.75	.1184275322	3.01	2,201.76
4005	VENTURA CO OFFICE EDUC	465.00	.0250329926	465.00	.0250329926	.64	465.64
6100	* VCWPD ADMIN	45.70	.0024602939	45.70	.0024602939	.06	45.76
6120	* VCWPD ZONE 2	450.29	.0242435332	450.29	.0242435332	.62	450.91
7770	UNITED WTR CONS DIST	114.57	.0062083008	114.57	.0062083008	.16	114.73
8031	CITY OXNARD DIST #1	3,170.27	.1709610532	3,170.27	.1709610532	4.34	3,174.61
8600	CALLEGUAS MUN WTR	140.89	.0076390001	140.89	.0076390001	.19	141.08
TRA 03211	Totals:	18,574.67	1.0000000000	18,574.67	1.0000000000	25.40	18,600.07

*** Gross Assessed Valuation Information(Assessed valuations Minus Local Exemptions) ***

	Prior Year A/V	Transfers	Current Year AVI	A/V
Secured	1,780,000			1,780,000
Unsecured	92,500			95,040
State Assessed				
	1,872,500		2,540	1,875,040

Fund NO.	Description	Prior Year Allocation	Prior Year Factor	Adjusted Prior Year Allocation	Adjusted Prior Year Factor	Annual Tax Increment	Current Year Allocation
1037	EL SCH GEN RIO	482,898.29	.1940924924	482,898.29	.1940924924	4,381.65	487,279.94
2007	HI SCH GEN OXNARD	341,149.70	.1371191401	341,149.70	.1371191401	3,095.47	344,245.17
2015	VTA COM COLLEGE GEN	138,597.82	.0557069610	138,597.82	.0557069610	1,257.59	139,855.41
2019	VTA COLLEGE CHILD CTR	716.20	.0002878714	716.20	.0002878714	6.50	722.70
4001	COUNTY GENERAL FUND	500,698.18	.2013375142	500,698.18	.2013375142	4,545.21	505,243.39
4002	ERAF 92-93 SHIFT	140,717.57	.0565040110	140,717.57	.0565040110	1,275.58	141,993.15
4004	ERAF 93-94 SHIFT	294,844.44	.1185150229	294,844.44	.1185150229	2,675.48	297,519.92
4005	VENTURA CO OFFICE EDUC	62,299.12	.0250400378	62,299.12	.0250400378	565.28	62,864.40
6100	* VCWPD ADMIN	6,116.94	.0024585945	6,116.94	.0024585945	55.50	6,172.44
6120	* VCWPD ZONE 2	60,280.52	.0242286966	60,280.52	.0242286966	546.96	60,827.48
7770	UNITED WTR CONS DIST	15,426.05	.0062058613	15,426.05	.0062058613	140.10	15,566.15
8031	CITY OXNARD DIST #1	425,224.78	.1708551815	425,224.78	.1708551815	3,857.06	429,081.84
8600	CALLEGUAS MUN WTR	19,010.62	.0076486153	19,010.62	.0076486153	172.67	19,183.29
TRA 03212	Totals:	2,487,980.23	1.0000000000	2,487,980.23	1.0000000000	22,575.05	2,510,555.28

*** Gross Assessed Valuation Information(Assessed valuations Minus Local Exemptions) ***

	Prior Year A/V	Transfers	Current Year AVI	A/V
Secured	237,843,171		240,972,726	
Unsecured	10,427,450		9,555,400	
State Assessed				
	248,270,621		2,257,505	250,528,126

Fund NO.	Description	Prior Year Allocation	Prior Year Factor	Adjusted Prior Year Allocation	Adjusted Prior Year Factor	Annual Tax Increment	Current Year Allocation
1029	EL SCH GEN OCN VIEW	8,065.64	.1608769519	8,065.64	.1608769519	80.72	8,146.36
2007	HI SCH GEN OXNARD	6,120.22	.1220736839	6,120.22	.1220736839	61.25	6,181.47
2015	VTA COM COLLEGE GEN	2,486.47	.0495954371	2,486.47	.0495954371	24.88	2,511.35
2019	VTA COLLEGE CHILD CTR	12.82	.0002558241	12.82	.0002558241	.13	12.95
4001	COUNTY GENERAL FUND	10,538.06	.2101898541	10,538.06	.2101898541	105.46	10,643.52
4002	ERAF 92-93 SHIFT	3,100.84	.0618491991	3,100.84	.0618491991	31.03	3,131.87
4004	ERAF 93-94 SHIFT	4,634.41	.0924379701	4,634.41	.0924379701	46.38	4,680.79
4005	VENTURA CO OFFICE EDUC	1,117.63	.0222927162	1,117.63	.0222927162	11.19	1,128.82
6100	* VCWPD ADMIN	112.05	.0022348762	112.05	.0022348762	1.12	113.17
6120	* VCWPD ZONE 2	1,104.43	.0220284108	1,104.43	.0220284108	11.05	1,115.48
7770	UNITED WTR CONS DIST	301.82	.0060195109	301.82	.0060195109	3.02	304.84
8034	CITY OXNARD DIST #4	12,155.49	.2424523976	12,155.49	.2424523976	121.65	12,277.14
8600	CALLEGUAS MUN WTR	385.69	.0076931680	385.69	.0076931680	3.86	389.55
TRA 03213	Totals:	50,135.57	1.0000000000	50,135.57	1.0000000000	501.74	50,637.31

*** Gross Assessed Valuation Information(Assessed valuations Minus Local Exemptions) ***

	Prior Year A/V	Transfers	Current Year AVI	A/V
Secured	4,862,135			4,912,309
Unsecured				
State Assessed				
	4,862,135		50,174	4,912,309

Fund NO.	Description	Prior Year Allocation	Prior Year Factor	Adjusted Prior Year Allocation	Adjusted Prior Year Factor	Annual Tax Increment	Current Year Allocation
1037	EL SCH GEN RIO	152,649.24	.2033407161	152,649.24	.2033407161	5,669.61	158,318.85
2007	HI SCH GEN OXNARD	107,612.69	.1433485167	107,612.69	.1433485167	3,996.89	111,609.58
2015	VTA COM COLLEGE GEN	43,718.86	.0582369713	43,718.86	.0582369713	1,623.78	45,342.64
2019	VTA COLLEGE CHILD CTR	225.39	.0003002355	225.39	.0003002355	8.37	233.76
4001	COUNTY GENERAL FUND	136,190.68	.1814150296	136,190.68	.1814150296	5,058.26	141,248.94
4002	ERAF 92-93 SHIFT	42,317.55	.0563528272	42,317.55	.0563528272	1,571.25	43,888.80
4004	ERAF 93-94 SHIFT	84,359.97	.1123766370	84,359.97	.1123766370	3,133.32	87,493.29
4005	VENTURA CO OFFICE EDUC	12,774.39	.0170164996	12,774.39	.0170164996	474.46	13,248.85
6100	* VCWPD ADMIN	1,928.65	.0025691487	1,928.65	.0025691487	71.63	2,000.28
6120	* VCWPD ZONE 2	19,010.30	.0253232019	19,010.30	.0253232019	706.07	19,716.37
7770	UNITED WTR CONS DIST	4,802.46	.0063983622	4,802.46	.0063983622	178.40	4,980.86
8031	CITY OXNARD DIST #1	139,389.51	.1856906245	139,389.51	.1856906245	5,177.48	144,566.99
8600	CALLEGUAS MUN WTR	5,727.05	.0076312297	5,727.05	.0076312297	212.78	5,939.83
TRA 03214	Totals:	750,706.74	1.0000000000	750,706.74	1.0000000000	27,882.30	778,589.04

*** Gross Assessed Valuation Information(Assessed valuations Minus Local Exemptions) ***

	Prior Year A/V	Transfers	Current Year AVI	A/V
Secured	70,548,584		74,663,354	
Unsecured	4,393,500		3,066,960	
State Assessed				
	74,942,084		2,788,230	77,730,314

Fund NO.	Description	Prior Year Allocation	Prior Year Factor	Adjusted Prior Year Allocation	Adjusted Prior Year Factor	Annual Tax Increment	Current Year Allocation
1037	EL SCH GEN RIO	1,051.31	.2012201536	1,051.31	.2012201536	61.77	1,113.08
2007	HI SCH GEN OXNARD	742.80	.1421689282	742.80	.1421689282	43.64	786.44
2015	VTA COM COLLEGE GEN	301.84	.0577679605	301.84	.0577679605	17.73	319.57
2019	VTA COLLEGE CHILD CTR	1.52	.0002945198	1.52	.0002945198	.09	1.61
4001	COUNTY GENERAL FUND	1,092.66	.2091348233	1,092.66	.2091348233	64.21	1,156.87
4002	ERAF 92-93 SHIFT	231.03	.0442200484	231.03	.0442200484	13.57	244.60
4004	ERAF 93-94 SHIFT	535.93	.1025770485	535.93	.1025770485	31.49	567.42
4005	VENTURA CO OFFICE EDUC	135.64	.0259598191	135.64	.0259598191	7.97	143.61
6100	* VCWPD ADMIN	13.29	.0025454928	13.29	.0025454928	.78	14.07
6120	* VCWPD ZONE 2	131.24	.0251183339	131.24	.0251183339	7.71	138.95
7770	UNITED WTR CONS DIST	33.62	.0064373619	33.62	.0064373619	1.98	35.60
8031	CITY OXNARD DIST #1	914.45	.1750242173	914.45	.1750242173	53.73	968.18
8600	CALLEGUAS MUN WTR	39.32	.0075312927	39.32	.0075312927	2.31	41.63
TRA 03215	Totals:	5,224.65	1.0000000000	5,224.65	1.0000000000	306.98	5,531.63

*** Gross Assessed Valuation Information(Assessed valuations Minus Local Exemptions) ***

	Prior Year A/V	Transfers	Current Year AVI	A/V
Secured	525,000			555,698
Unsecured				
State Assessed				
	525,000		30,698	555,698

Fund NO.	Description	Prior Year Allocation	Prior Year Factor	Adjusted Prior Year Allocation	Adjusted Prior Year Factor	Annual Tax Increment	Current Year Allocation
1037	EL SCH GEN RIO		.2012182681		.2012182681		
2007	HI SCH GEN OXNARD		.1421652919		.1421652919		
2015	VTA COM COLLEGE GEN		.0577560160		.0577560160		
2019	VTA COLLEGE CHILD CTR		.0002963092		.0002963092		
4001	COUNTY GENERAL FUND		.1796813498		.1796813498		
4002	ERAF 92-93 SHIFT		.0558776519		.0558776519		
4004	ERAF 93-94 SHIFT		.1113439840		.1113439840		
4005	VENTURA CO OFFICE EDUC		.0259016134		.0259016134		
6100	* VCWPD ADMIN		.0025417916		.0025417916		
6120	* VCWPD ZONE 2		.0250996320		.0250996320		
7770	UNITED WTR CONS DIST		.0063446870		.0063446870		
8031	CITY OXNARD DIST #1		.1841525131		.1841525131		
8600	CALLEGUAS MUN WTR		.0076208920		.0076208920		
TRA 03216	Totals:		1.0000000000		1.0000000000		

Fund NO.	Description	Prior Year Allocation	Prior Year Factor	Adjusted Prior Year Allocation	Adjusted Prior Year Factor	Annual Tax Increment	Current Year Allocation
1037	EL SCH GEN RIO		.2010950022		.2010950022		
2007	HI SCH GEN OXNARD		.1420763140		.1420763140		
2015	VTA COM COLLEGE GEN		.0577201573		.0577201573		
2019	VTA COLLEGE CHILD CTR		.0002970043		.0002970043		
4001	COUNTY GENERAL FUND		.1795202238		.1795202238		
4002	ERAF 92-93 SHIFT		.0560836095		.0560836095		
4004	ERAF 93-94 SHIFT		.1112536717		.1112536717		
4005	VENTURA CO OFFICE EDUC		.0259311729		.0259311729		
6100	* VCWPD ADMIN		.0025445473		.0025445473		
6120	* VCWPD ZONE 2		.0250880532		.0250880532		
7770	UNITED WTR CONS DIST		.0063484002		.0063484002		
8031	CITY OXNARD DIST #1		.1840271113		.1840271113		
8600	CALLEGUAS MUN WTR		.0080147323		.0080147323		
TRA 03217	Totals:		1.0000000000		1.0000000000		

Fund NO.	Description	Prior Year Allocation	Prior Year Factor	Adjusted Prior Year Allocation	Adjusted Prior Year Factor	Annual Tax Increment	Current Year Allocation
1037	EL SCH GEN RIO	16,073.47	.2010940129	16,073.47	.2010940129	127.54	16,201.01
2007	HI SCH GEN OXNARD	11,355.96	.1420734150	11,355.96	.1420734150	90.11	11,446.07
2015	VTA COM COLLEGE GEN	4,613.41	.0577182014	4,613.41	.0577182014	36.61	4,650.02
2019	VTA COLLEGE CHILD CTR	23.71	.0002965456	23.71	.0002965456	.19	23.90
4001	COUNTY GENERAL FUND	14,382.90	.1799452026	14,382.90	.1799452026	114.13	14,497.03
4002	ERAF 92-93 SHIFT	4,467.65	.0558944909	4,467.65	.0558944909	35.45	4,503.10
4004	ERAF 93-94 SHIFT	8,907.19	.1114377721	8,907.19	.1114377721	70.68	8,977.87
4005	VENTURA CO OFFICE EDUC	2,071.83	.0259205519	2,071.83	.0259205519	16.44	2,088.27
6100	* VCWPD ADMIN	203.39	.0025440304	203.39	.0025440304	1.61	205.00
6120	* VCWPD ZONE 2	2,005.30	.0250878405	2,005.30	.0250878405	15.91	2,021.21
7770	UNITED WTR CONS DIST	506.76	.0063398308	506.76	.0063398308	4.02	510.78
8031	CITY OXNARD DIST #1	14,709.24	.1840260851	14,709.24	.1840260851	116.71	14,825.95
8600	CALLEGUAS MUN WTR	609.23	.0076220208	609.23	.0076220208	4.83	614.06
TRA 03218	Totals:	79,930.04	1.0000000000	79,930.04	1.0000000000	634.23	80,564.27

*** Gross Assessed Valuation Information(Assessed valuations Minus Local Exemptions) ***

	Prior Year A/V	Transfers	Current Year AVI	A/V
Secured	8,106,252			8,169,675
Unsecured				
State Assessed				
	8,106,252		63,423	8,169,675

Fund NO.	Description	Prior Year Allocation	Prior Year Factor	Adjusted Prior Year Allocation	Adjusted Prior Year Factor	Annual Tax Increment	Current Year Allocation
1031	EL SCH GEN OXNARD	5,149.32	.2022182888	5,149.32	.2022182888	7,389.54	12,538.86
2007	HI SCH GEN OXNARD	3,630.06	.1425561467	3,630.06	.1425561467	5,209.34	8,839.40
2015	VTA COM COLLEGE GEN	1,474.79	.0579161924	1,474.79	.0579161924	2,116.40	3,591.19
2019	VTA COLLEGE CHILD CTR	7.61	.0002993487	7.61	.0002993487	10.94	18.55
4001	COUNTY GENERAL FUND	4,703.82	.1847211120	4,703.82	.1847211120	6,750.15	11,453.97
4002	ERAF 92-93 SHIFT	1,359.84	.0534023433	1,359.84	.0534023433	1,951.45	3,311.29
4004	ERAF 93-94 SHIFT	2,912.53	.1143780898	2,912.53	.1143780898	4,179.65	7,092.18
4005	VENTURA CO OFFICE EDUC	431.37	.0169399861	431.37	.0169399861	619.03	1,050.40
6100	* VCWPD ADMIN	66.45	.0026103987	66.45	.0026103987	95.39	161.84
6120	* VCWPD ZONE 2	654.97	.0257219469	654.97	.0257219469	939.94	1,594.91
7735	OXNARD DRAIN #1	103.32	.0040573126	103.32	.0040573126	148.26	251.58
7770	UNITED WTR CONS DIST	162.39	.0063768528	162.39	.0063768528	233.03	395.42
8031	CITY OXNARD DIST #1	4,807.71	.1888019812	4,807.71	.1888019812	6,899.28	11,706.99
TRA 03219	Totals:	25,464.18	1.0000000000	25,464.18	1.0000000000	36,542.40	62,006.58

*** Gross Assessed Valuation Information(Assessed valuations Minus Local Exemptions) ***

	Prior Year A/V	Transfers	Current Year AVI	A/V
Secured	2,488,086			6,142,326
Unsecured				
State Assessed				
	2,488,086		3,654,240	6,142,326

Fund NO.	Description	Prior Year Allocation	Prior Year Factor	Adjusted Prior Year Allocation	Adjusted Prior Year Factor	Annual Tax Increment	Current Year Allocation
1037	EL SCH GEN RIO		.2012261140		.2012261140		
2007	HI SCH GEN OXNARD		.1421654319		.1421654319		
2015	VTA COM COLLEGE GEN		.0577573316		.0577573316		
2019	VTA COLLEGE CHILD CTR		.0002985604		.0002985604		
4001	COUNTY GENERAL FUND		.3067806202		.3067806202		
4005	VENTURA CO OFFICE EDUC		.0046488372		.0046488372		
6100	* VCWPD ADMIN		.0030303807		.0030303807		
6120	* VCWPD ZONE 2		.0308941282		.0308941282		
7770	UNITED WTR CONS DIST		.0105423128		.0105423128		
8031	CITY OXNARD DIST #1		.2426562830		.2426562830		
TRA 03220 Totals:			1.0000000000		1.0000000000		

No Taxable Parcels Within TRA=03220

Fund NO.	Description	Prior Year Allocation	Prior Year Factor	Adjusted Prior Year Allocation	Adjusted Prior Year Factor	Annual Tax Increment	Current Year Allocation
1037	EL SCH GEN RIO	.38	.2012264276	.38	.2012264276		.38
2007	HI SCH GEN OXNARD	.26	.1421654895	.26	.1421654895		.26
2015	VTA COM COLLEGE GEN	.11	.0577578588	.11	.0577578588		.11
4001	COUNTY GENERAL FUND	.59	.3070799915	.59	.3070799915		.59
4005	VENTURA CO OFFICE EDUC	.01	.0046491619	.01	.0046491619		.01
6100	* VCWPD ADMIN		.0030300897		.0030300897		
6120	* VCWPD ZONE 2	.06	.0308937748	.06	.0308937748		.06
7770	UNITED WTR CONS DIST	.03	.0105419590	.03	.0105419590		.03
8031	CITY OXNARD DIST #1	.45	.2426552472	.45	.2426552472		.45
TRA 03221	Totals:	1.89	1.0000000000	1.89	1.0000000000		1.89

Fund NO.	Description	Prior Year Allocation	Prior Year Factor	Adjusted Prior Year Allocation	Adjusted Prior Year Factor	Annual Tax Increment	Current Year Allocation
1037	EL SCH GEN RIO	151,319.64	.2012261782	151,319.64	.2012261782	3,958.49	155,278.13
2007	HI SCH GEN OXNARD	106,906.88	.1421657201	106,906.88	.1421657201	2,796.66	109,703.54
2015	VTA COM COLLEGE GEN	43,432.65	.0577571272	43,432.65	.0577571272	1,136.19	44,568.84
2019	VTA COLLEGE CHILD CTR	224.32	.0002982782	224.32	.0002982782	5.87	230.19
4001	COUNTY GENERAL FUND	135,070.96	.1796185364	135,070.96	.1796185364	3,533.42	138,604.38
4002	ERAF 92-93 SHIFT	42,025.96	.0558864548	42,025.96	.0558864548	1,099.39	43,125.35
4004	ERAF 93-94 SHIFT	83,707.34	.1113147514	83,707.34	.1113147514	2,189.76	85,897.10
4005	VENTURA CO OFFICE EDUC	19,522.47	.0259611987	19,522.47	.0259611987	510.70	20,033.17
6100	* VCWPD ADMIN	1,916.02	.0025479570	1,916.02	.0025479570	50.12	1,966.14
6120	* VCWPD ZONE 2	18,878.63	.0251049738	18,878.63	.0251049738	493.86	19,372.49
7770	UNITED WTR CONS DIST	4,771.00	.0063445118	4,771.00	.0063445118	124.81	4,895.81
8031	CITY OXNARD DIST #1	138,473.13	.1841427557	138,473.13	.1841427557	3,622.42	142,095.55
8600	CALLEGUAS MUN WTR	5,738.86	.0076315567	5,738.86	.0076315567	150.13	5,888.99
TRA 03222	Totals:	751,987.86	1.0000000000	751,987.86	1.0000000000	19,671.82	771,659.68

*** Gross Assessed Valuation Information(Assessed valuations Minus Local Exemptions) ***

	Prior Year A/V	Transfers	Current Year AVI	A/V
Secured	75,308,171			77,288,353
Unsecured	13,000			
State Assessed				
	75,321,171		1,967,182	77,288,353

Fund NO.	Description	Prior Year Allocation	Prior Year Factor	Adjusted Prior Year Allocation	Adjusted Prior Year Factor	Annual Tax Increment	Current Year Allocation
1037	EL SCH GEN RIO		.2012258331		.2012258331		
2007	HI SCH GEN OXNARD		.1421651072		.1421651072		
2015	VTA COM COLLEGE GEN		.0577570011		.0577570011		
2019	VTA COLLEGE CHILD CTR		.0002985151		.0002985151		
4001	COUNTY GENERAL FUND		.3067805462		.3067805462		
4005	VENTURA CO OFFICE EDUC		.0046485755		.0046485755		
6100	* VCWPD ADMIN		.0030303035		.0030303035		
6120	* VCWPD ZONE 2		.0308941200		.0308941200		
7770	UNITED WTR CONS DIST		.0105422968		.0105422968		
8031	CITY OXNARD DIST #1		.2426577015		.2426577015		
TRA 03223 Totals:			1.0000000000		1.0000000000		

No Taxable Parcels Within TRA=03223

Fund NO.	Description	Prior Year Allocation	Prior Year Factor	Adjusted Prior Year Allocation	Adjusted Prior Year Factor	Annual Tax Increment	Current Year Allocation
1037	EL SCH GEN RIO	108.10	.2015906792	108.10	.2015906792	1.24	109.34
2007	HI SCH GEN OXNARD	76.37	.1424285764	76.37	.1424285764	.87	77.24
2015	VTA COM COLLEGE GEN	31.11	.0580109534	31.11	.0580109534	.36	31.47
2019	VTA COLLEGE CHILD CTR	.16	.0003662748	.16	.0003662748		.16
4001	COUNTY GENERAL FUND	97.65	.1821257892	97.65	.1821257892	1.11	98.76
4002	ERAF 92-93 SHIFT	27.98	.0521679980	27.98	.0521679980	.32	28.30
4004	ERAF 93-94 SHIFT	60.79	.1133882164	60.79	.1133882164	.70	61.49
4005	VENTURA CO OFFICE EDUC	13.97	.0260403949	13.97	.0260403949	.16	14.13
6100	* VCWPD ADMIN	1.40	.0025813653	1.40	.0025813653	.02	1.42
6120	* VCWPD ZONE 2	13.78	.0257090034	13.78	.0257090034	.16	13.94
7770	UNITED WTR CONS DIST	3.39	.0063487634	3.39	.0063487634	.04	3.43
8031	CITY OXNARD DIST #1	101.48	.1892419856	101.48	.1892419856	1.16	102.64
TRA 03224	Totals:	536.18	1.0000000000	536.18	1.0000000000	6.14	542.32

*** Gross Assessed Valuation Information(Assessed valuations Minus Local Exemptions) ***

	Prior Year	Transfers	Current Year
Secured	A/V 59,370		AVI 59,984
Unsecured			
State Assessed			
	59,370		614
			59,984

Fund NO.	Description	Prior Year Allocation	Prior Year Factor	Adjusted Prior Year Allocation	Adjusted Prior Year Factor	Annual Tax Increment	Current Year Allocation
1037	EL SCH GEN RIO	93.00	.2011659898	93.00	.2011659898	.99	93.99
2007	HI SCH GEN OXNARD	65.71	.1421207510	65.71	.1421207510	.70	66.41
2015	VTA COM COLLEGE GEN	26.69	.0577401768	26.69	.0577401768	.29	26.98
2019	VTA COLLEGE CHILD CTR	.12	.0002972921	.12	.0002972921	.12	.12
4001	COUNTY GENERAL FUND	83.77	.1810206692	83.77	.1810206692	.90	84.67
4002	ERAF 92-93 SHIFT	19.31	.0417871792	19.31	.0417871792	.21	19.52
4004	ERAF 93-94 SHIFT	46.32	.1001824064	46.32	.1001824064	.49	46.81
4005	VENTURA CO OFFICE EDUC	11.99	.0259551139	11.99	.0259551139	.13	12.12
6100	* VCWPD ADMIN	1.16	.0025194248	1.16	.0025194248	.01	1.17
6120	* VCWPD ZONE 2	11.47	.0248415282	11.47	.0248415282	.12	11.59
7770	UNITED WTR CONS DIST	2.88	.0062330569	2.88	.0062330569	.03	2.91
8031	CITY OXNARD DIST #1	96.28	.2082405345	96.28	.2082405345	1.03	97.31
8600	CALLEGUAS MUN WTR	3.64	.0078958772	3.64	.0078958772	.04	3.68
TRA 03225	Totals:	462.34	1.0000000000	462.34	1.0000000000	4.94	467.28

*** Gross Assessed Valuation Information(Assessed valuations Minus Local Exemptions) ***

	Prior Year A/V	Transfers	Current Year AVI	A/V
Secured	47,851			48,345
Unsecured				
State Assessed				
	47,851		494	48,345

Fund NO.	Description	Prior Year Allocation	Prior Year Factor	Adjusted Prior Year Allocation	Adjusted Prior Year Factor	Annual Tax Increment	Current Year Allocation
1037	EL SCH GEN RIO		.2012251214		.2012251214		
2007	HI SCH GEN OXNARD		.1421648360		.1421648360		
2015	VTA COM COLLEGE GEN		.0577568007		.0577568007		
2019	VTA COLLEGE CHILD CTR		.0002964398		.0002964398		
4001	COUNTY GENERAL FUND		.3007108764		.3007108764		
4005	VENTURA CO OFFICE EDUC		.0046476618		.0046476618		
6100	* VCWPD ADMIN		.0029643988		.0029643988		
6120	* VCWPD ZONE 2		.0302368683		.0302368683		
7770	UNITED WTR CONS DIST		.0103161080		.0103161080		
8031	CITY OXNARD DIST #1		.2374933429		.2374933429		
8600	CALLEGUAS MUN WTR		.0121875459		.0121875459		
TRA 03226 Totals:			1.0000000000		1.0000000000		

No Taxable Parcels Within TRA=03226

Fund NO.	Description	Prior Year Allocation	Prior Year Factor	Adjusted Prior Year Allocation	Adjusted Prior Year Factor	Annual Tax Increment	Current Year Allocation
1037	EL SCH GEN RIO	562.77	.2012198036	562.77	.2012198036	5.42	568.19
2007	HI SCH GEN OXNARD	397.64	.1421757508	397.64	.1421757508	3.83	401.47
2015	VTA COM COLLEGE GEN	161.55	.0577625640	161.55	.0577625640	1.56	163.11
2019	VTA COLLEGE CHILD CTR	.81	.0002953940	.81	.0002953940	.01	.82
4001	COUNTY GENERAL FUND	507.89	.1815978210	507.89	.1815978210	4.88	512.77
4002	ERAF 92-93 SHIFT	138.40	.0494784992	138.40	.0494784992	1.33	139.73
4004	ERAF 93-94 SHIFT	290.30	.1038005917	290.30	.1038005917	2.80	293.10
4005	VENTURA CO OFFICE EDUC	72.64	.0259729541	72.64	.0259729541	.70	73.34
6100	* VCWPD ADMIN	7.16	.0025629776	7.16	.0025629776	.07	7.23
6120	* VCWPD ZONE 2	70.23	.0251084921	70.23	.0251084921	.68	70.91
7770	UNITED WTR CONS DIST	17.86	.0063900678	17.86	.0063900678	.17	18.03
8031	CITY OXNARD DIST #1	548.20	.1960156559	548.20	.1960156559	5.28	553.48
8600	CALLEGUAS MUN WTR	21.32	.0076194282	21.32	.0076194282	.21	21.53
TRA 03227	Totals:	2,796.77	1.0000000000	2,796.77	1.0000000000	26.94	2,823.71

*** Gross Assessed Valuation Information(Assessed valuations Minus Local Exemptions) ***

	Prior Year A/V	Transfers	Current Year AVI	A/V
Secured	260,460			263,154
Unsecured	18,600			18,600
State Assessed				
	279,060		2,694	281,754

Fund NO.	Description	Prior Year Allocation	Prior Year Factor	Adjusted Prior Year Allocation	Adjusted Prior Year Factor	Annual Tax Increment	Current Year Allocation
1037	EL SCH GEN RIO		.2010993312		.2010993312		
2007	HI SCH GEN OXNARD		.1420750489		.1420750489		
2015	VTA COM COLLEGE GEN		.0577194911		.0577194911		
2019	VTA COLLEGE CHILD CTR		.0002980931		.0002980931		
4001	COUNTY GENERAL FUND		.3010637136		.3010637136		
4005	VENTURA CO OFFICE EDUC		.0046444838		.0046444838		
6100	* VCWPD ADMIN		.0029633024		.0029633024		
6120	* VCWPD ZONE 2		.0302163899		.0302163899		
7770	UNITED WTR CONS DIST		.0103098566		.0103098566		
8031	CITY OXNARD DIST #1		.2374253307		.2374253307		
8600	CALLEGUAS MUN WTR		.0121849587		.0121849587		
TRA 03228 Totals:			1.0000000000		1.0000000000		

No Taxable Parcels Within TRA=03228

Fund NO.	Description	Prior Year Allocation	Prior Year Factor	Adjusted Prior Year Allocation	Adjusted Prior Year Factor	Annual Tax Increment	Current Year Allocation
1037	EL SCH GEN RIO		.1955573244		.1955573244		
2007	HI SCH GEN OXNARD		.1381539285		.1381539285		
2015	VTA COM COLLEGE GEN		.0561268399		.0561268399		
2019	VTA COLLEGE CHILD CTR		.0002899811		.0002899811		
4001	COUNTY GENERAL FUND		.2014906525		.2014906525		
4002	ERAF 92-93 SHIFT		.0528326965		.0528326965		
4004	ERAF 93-94 SHIFT		.1194557342		.1194557342		
4005	VENTURA CO OFFICE EDUC		.0251102166		.0251102166		
6100	* VCWPD ADMIN		.0026506450		.0026506450		
6120	* VCWPD ZONE 2		.0250927726		.0250927726		
7770	UNITED WTR CONS DIST		.0061337934		.0061337934		
8031	CITY OXNARD DIST #1		.1771054153		.1771054153		
TRA 03229	Totals:		1.0000000000		1.0000000000		

Fund NO.	Description	Prior Year Allocation	Prior Year Factor	Adjusted Prior Year Allocation	Adjusted Prior Year Factor	Annual Tax Increment	Current Year Allocation
1037	EL SCH GEN RIO	6,227.15	.2012058929	6,227.15	.2012058929	39.01	6,266.16
2007	HI SCH GEN OXNARD	4,399.64	.1421559468	4,399.64	.1421559468	27.56	4,427.20
2015	VTA COM COLLEGE GEN	1,787.46	.0577549407	1,787.46	.0577549407	11.20	1,798.66
2019	VTA COLLEGE CHILD CTR	8.44	.0002730866	8.44	.0002730866	.05	8.49
4001	COUNTY GENERAL FUND	5,563.30	.1797545789	5,563.30	.1797545789	34.83	5,598.13
4002	ERAF 92-93 SHIFT	1,729.57	.0558842525	1,729.57	.0558842525	10.83	1,740.40
4004	ERAF 93-94 SHIFT	3,446.89	.1113725355	3,446.89	.1113725355	21.59	3,468.48
4005	VENTURA CO OFFICE EDUC	800.70	.0258721461	800.70	.0258721461	5.02	805.72
6100	* VCWPD ADMIN	78.43	.0025350290	78.43	.0025350290	.49	78.92
6120	* VCWPD ZONE 2	776.68	.0250954558	776.68	.0250954558	4.87	781.55
7770	UNITED WTR CONS DIST	196.04	.0063342263	196.04	.0063342263	1.23	197.27
8031	CITY OXNARD DIST #1	5,698.61	.1841282957	5,698.61	.1841282957	35.70	5,734.31
8600	CALLEGUAS MUN WTR	236.26	.0076336132	236.26	.0076336132	1.48	237.74
TRA 03230	Totals:	30,949.17	1.0000000000	30,949.17	1.0000000000	193.86	31,143.03

*** Gross Assessed Valuation Information(Assessed valuations Minus Local Exemptions) ***

	Prior Year A/V	Transfers	Current Year AVI	A/V
Secured	2,971,761			3,002,547
Unsecured	125,600			114,200
State Assessed				
	3,097,361		19,386	3,116,747

Fund NO.	Description	Prior Year Allocation	Prior Year Factor	Adjusted Prior Year Allocation	Adjusted Prior Year Factor	Annual Tax Increment	Current Year Allocation
1037	EL SCH GEN RIO	391.46	.2012270143	391.46	.2012270143	4.47	395.93
2007	HI SCH GEN OXNARD	276.55	.1421669473	276.55	.1421669473	3.16	279.71
2015	VTA COM COLLEGE GEN	112.36	.0577563643	112.36	.0577563643	1.28	113.64
2019	VTA COLLEGE CHILD CTR	.57	.0003000850	.57	.0003000850	.01	.58
4001	COUNTY GENERAL FUND	413.83	.2127399305	413.83	.2127399305	4.71	418.54
4002	ERAF 92-93 SHIFT	101.44	.0521352302	101.44	.0521352302	1.16	102.60
4004	ERAF 93-94 SHIFT	233.98	.1202577253	233.98	.1202577253	2.67	236.65
4005	VENTURA CO OFFICE EDUC	50.50	.0259607894	50.50	.0259607894	.58	51.08
6100	* VCWPD ADMIN	5.06	.0026022847	5.06	.0026022847	.06	5.12
6120	* VCWPD ZONE 2	49.92	.0256515657	49.92	.0256515657	.57	50.49
7770	UNITED WTR CONS DIST	12.33	.0063327707	12.33	.0063327707	.14	12.47
8031	CITY OXNARD DIST #1	297.40	.1528692926	297.40	.1528692926	3.40	300.80
TRA 03231	Totals:	1,945.40	1.0000000000	1,945.40	1.0000000000	22.21	1,967.61

*** Gross Assessed Valuation Information(Assessed valuations Minus Local Exemptions) ***

	Prior Year	Transfers	Current Year
Secured	A/V 214,499		AVI 216,720
Unsecured			
State Assessed			
	214,499		2,221
			216,720

Fund NO.	Description	Prior Year Allocation	Prior Year Factor	Adjusted Prior Year Allocation	Adjusted Prior Year Factor	Annual Tax Increment	Current Year Allocation
1031	EL SCH GEN OXNARD		.2034209568		.2034209568		
2007	HI SCH GEN OXNARD		.1434041594		.1434041594		
2015	VTA COM COLLEGE GEN		.0582604379		.0582604379		
2019	VTA COLLEGE CHILD CTR		.0003011012		.0003011012		
4001	COUNTY GENERAL FUND		.3002989029		.3002989029		
4005	VENTURA CO OFFICE EDUC		.0046893476		.0046893476		
6100	* VCWPD ADMIN		.0030567433		.0030567433		
6120	* VCWPD ZONE 2		.0311633357		.0311633357		
7770	UNITED WTR CONS DIST		.0106340882		.0106340882		
8031	CITY OXNARD DIST #1		.2447709270		.2447709270		
TRA 03232 Totals:			1.0000000000		1.0000000000		

No Taxable Parcels Within TRA=03232

Fund NO.	Description	Prior Year Allocation	Prior Year Factor	Adjusted Prior Year Allocation	Adjusted Prior Year Factor	Annual Tax Increment	Current Year Allocation
1031	EL SCH GEN OXNARD		.2034173530		.2034173530		
2007	HI SCH GEN OXNARD		.1434088681		.1434088681		
2015	VTA COM COLLEGE GEN		.0582676244		.0582676244		
2019	VTA COLLEGE CHILD CTR		.0003072107		.0003072107		
4001	COUNTY GENERAL FUND		.1854570568		.1854570568		
4002	ERAF 92-93 SHIFT		.0511259589		.0511259589		
4004	ERAF 93-94 SHIFT		.1147240782		.1147240782		
4005	VENTURA CO OFFICE EDUC		.0170007424		.0170007424		
6100	* VCWPD ADMIN		.0026350461		.0026350461		
6120	* VCWPD ZONE 2		.0258437215		.0258437215		
7770	UNITED WTR CONS DIST		.0063845583		.0063845583		
8031	CITY OXNARD DIST #1		.1914277816		.1914277816		
TRA 03233	Totals:		1.0000000000		1.0000000000		

Fund NO.	Description	Prior Year Allocation	Prior Year Factor	Adjusted Prior Year Allocation	Adjusted Prior Year Factor	Annual Tax Increment	Current Year Allocation
1037	EL SCH GEN RIO	524,181.37	.2012258067	524,181.37	.2012258067	3,885.68	528,067.05
2007	HI SCH GEN OXNARD	370,332.79	.1421655258	370,332.79	.1421655258	2,745.22	373,078.01
2015	VTA COM COLLEGE GEN	150,454.41	.0577573180	150,454.41	.0577573180	1,115.30	151,569.71
2019	VTA COLLEGE CHILD CTR	778.53	.0002988657	778.53	.0002988657	5.77	784.30
4001	COUNTY GENERAL FUND	478,080.47	.1835283299	478,080.47	.1835283299	3,543.92	481,624.39
4002	ERAF 92-93 SHIFT	136,972.83	.0525819293	136,972.83	.0525819293	1,015.36	137,988.19
4004	ERAF 93-94 SHIFT	296,280.13	.1137377651	296,280.13	.1137377651	2,196.28	298,476.41
4005	VENTURA CO OFFICE EDUC	67,626.07	.0259607004	67,626.07	.0259607004	501.30	68,127.37
6100	* VCWPD ADMIN	6,781.34	.0026032528	6,781.34	.0026032528	50.27	6,831.61
6120	* VCWPD ZONE 2	66,820.12	.0256512876	66,820.12	.0256512876	495.33	67,315.45
7770	UNITED WTR CONS DIST	16,509.96	.0063379426	16,509.96	.0063379426	122.39	16,632.35
8031	CITY OXNARD DIST #1	490,122.96	.1881512761	490,122.96	.1881512761	3,633.21	493,756.17
TRA 03234	Totals:	2,604,940.98	1.0000000000	2,604,940.98	1.0000000000	19,310.03	2,624,251.01

*** Gross Assessed Valuation Information(Assessed valuations Minus Local Exemptions) ***

	Prior Year	Current Year
Secured	248,248,037	250,752,241
Unsecured	12,308,458	11,735,257
State Assessed		
	260,556,495	262,487,498

Fund NO.	Description	Prior Year Allocation	Prior Year Factor	Adjusted Prior Year Allocation	Adjusted Prior Year Factor	Annual Tax Increment	Current Year Allocation
1037	EL SCH GEN RIO	189,227.78	.2012262752	189,227.78	.2012262752	3,299.94	192,527.72
2007	HI SCH GEN OXNARD	133,688.48	.1421653234	133,688.48	.1421653234	2,331.39	136,019.87
2015	VTA COM COLLEGE GEN	54,313.38	.0577572318	54,313.38	.0577572318	947.17	55,260.55
2019	VTA COLLEGE CHILD CTR	280.88	.0002986881	280.88	.0002986881	4.90	285.78
4001	COUNTY GENERAL FUND	172,584.66	.1835279298	172,584.66	.1835279298	3,009.71	175,594.37
4002	ERAF 92-93 SHIFT	49,446.41	.0525816669	49,446.41	.0525816669	862.30	50,308.71
4004	ERAF 93-94 SHIFT	106,955.98	.1137377963	106,955.98	.1137377963	1,865.20	108,821.18
4005	VENTURA CO OFFICE EDUC	24,413.10	.0259610541	24,413.10	.0259610541	425.74	24,838.84
6100	* VCWPD ADMIN	2,448.04	.0026032590	2,448.04	.0026032590	42.69	2,490.73
6120	* VCWPD ZONE 2	24,121.68	.0256511829	24,121.68	.0256511829	420.66	24,542.34
7770	UNITED WTR CONS DIST	5,959.90	.0063377830	5,959.90	.0063377830	103.93	6,063.83
8031	CITY OXNARD DIST #1	176,932.96	.1881518095	176,932.96	.1881518095	3,085.53	180,018.49
TRA 03235	Totals:	940,373.25	1.0000000000	940,373.25	1.0000000000	16,399.16	956,772.41

*** Gross Assessed Valuation Information(Assessed valuations Minus Local Exemptions) ***

	Prior Year	Transfers	Current Year	AVI	A/V
Secured	94,152,332				95,792,248
Unsecured	31,900				31,900
State Assessed					
	94,184,232		1,639,916		95,824,148

Fund NO.	Description	Prior Year Allocation	Prior Year Factor	Adjusted Prior Year Allocation	Adjusted Prior Year Factor	Annual Tax Increment	Current Year Allocation
1037	EL SCH GEN RIO	160,141.18	.1889255835	160,141.18	.1889255835	3,531.30	163,672.48
2007	HI SCH GEN OXNARD	113,130.32	.1334648688	113,130.32	.1334648688	2,494.65	115,624.97
2015	VTA COM COLLEGE GEN	45,965.52	.0542275693	45,965.52	.0542275693	1,013.59	46,979.11
2019	VTA COLLEGE CHILD CTR	235.17	.0002774577	235.17	.0002774577	5.19	240.36
4001	COUNTY GENERAL FUND	176,134.25	.2077932439	176,134.25	.2077932439	3,883.97	180,018.22
4002	ERAF 92-93 SHIFT	49,702.35	.0586360644	49,702.35	.0586360644	1,095.99	50,798.34
4004	ERAF 93-94 SHIFT	102,423.15	.1208331264	102,423.15	.1208331264	2,258.55	104,681.70
4005	VENTURA CO OFFICE EDUC	20,655.32	.0243679988	20,655.32	.0243679988	455.47	21,110.79
6100	* VCWPD ADMIN	2,070.91	.0024431693	2,070.91	.0024431693	45.67	2,116.58
6120	* VCWPD ZONE 2	20,418.58	.0240887248	20,418.58	.0240887248	450.25	20,868.83
7770	UNITED WTR CONS DIST	5,296.80	.0062488994	5,296.80	.0062488994	116.80	5,413.60
8031	CITY OXNARD DIST #1	142,380.56	.1679726358	142,380.56	.1679726358	3,139.66	145,520.22
8600	CALLEGUAS MUN WTR	9,087.28	.0107206579	9,087.28	.0107206579	200.38	9,287.66
TRA 03236	Totals:	847,641.39	1.0000000000	847,641.39	1.0000000000	18,691.47	866,332.86

*** Gross Assessed Valuation Information(Assessed valuations Minus Local Exemptions) ***

	Prior Year A/V	Transfers	Current Year AVI	A/V
Secured	81,671,337		83,234,904	
Unsecured	3,228,560		3,534,140	
State Assessed				
	84,899,897		1,869,147	86,769,044

Fund NO.	Description	Prior Year Allocation	Prior Year Factor	Adjusted Prior Year Allocation	Adjusted Prior Year Factor	Annual Tax Increment	Current Year Allocation
1037	EL SCH GEN RIO	14,168.16	.2011169582	14,168.16	.2011169582	145.67	14,313.83
2007	HI SCH GEN OXNARD	10,007.57	.1420574730	10,007.57	.1420574730	102.89	10,110.46
2015	VTA COM COLLEGE GEN	4,066.08	.0577181035	4,066.08	.0577181035	41.80	4,107.88
2019	VTA COLLEGE CHILD CTR	21.82	.0003095496	21.82	.0003095496	.22	22.04
4001	COUNTY GENERAL FUND	12,670.43	.1798552300	12,670.43	.1798552300	130.28	12,800.71
4002	ERAF 92-93 SHIFT	3,938.06	.0559010903	3,938.06	.0559010903	40.49	3,978.55
4004	ERAF 93-94 SHIFT	7,847.59	.1113965465	7,847.59	.1113965465	80.68	7,928.27
4005	VENTURA CO OFFICE EDUC	1,829.34	.0259678885	1,829.34	.0259678885	18.81	1,848.15
6100	* VCWPD ADMIN	177.78	.0025238779	177.78	.0025238779	1.83	179.61
6120	* VCWPD ZONE 2	1,766.65	.0250779433	1,766.65	.0250779433	18.16	1,784.81
7770	UNITED WTR CONS DIST	446.46	.0063374735	446.46	.0063374735	4.59	451.05
8031	CITY OXNARD DIST #1	12,970.53	.1841167443	12,970.53	.1841167443	133.35	13,103.88
8600	CALLEGUAS MUN WTR	536.88	.0076211214	536.88	.0076211214	5.52	542.40
TRA 03237	Totals:	70,447.35	1.0000000000	70,447.35	1.0000000000	724.29	71,171.64

*** Gross Assessed Valuation Information(Assessed valuations Minus Local Exemptions) ***

	Prior Year A/V	Transfers	Current Year AVI	A/V
Secured	6,991,610		7,064,039	
Unsecured	56,500		56,500	
State Assessed				
	7,048,110		72,429	7,120,539

Fund NO.	Description	Prior Year Allocation	Prior Year Factor	Adjusted Prior Year Allocation	Adjusted Prior Year Factor	Annual Tax Increment	Current Year Allocation
1031	EL SCH GEN OXNARD	60,759.72	.2022177251	60,759.72	.2022177251	2,945.62	63,705.34
2007	HI SCH GEN OXNARD	42,833.18	.1425554780	42,833.18	.1425554780	2,076.55	44,909.73
2015	VTA COM COLLEGE GEN	17,401.89	.0579162596	17,401.89	.0579162596	843.64	18,245.53
2019	VTA COLLEGE CHILD CTR	90.13	.0003000698	90.13	.0003000698	4.37	94.50
4001	COUNTY GENERAL FUND	55,075.04	.1832981713	55,075.04	.1832981713	2,670.03	57,745.07
4002	ERAF 92-93 SHIFT	16,348.10	.0544090412	16,348.10	.0544090412	792.55	17,140.65
4004	ERAF 93-94 SHIFT	34,295.85	.1141418378	34,295.85	.1141418378	1,662.66	35,958.51
4005	VENTURA CO OFFICE EDUC	5,089.04	.0169371227	5,089.04	.0169371227	246.72	5,335.76
6100	* VCWPD ADMIN	778.60	.0025913104	778.60	.0025913104	37.75	816.35
6120	* VCWPD ZONE 2	7,669.28	.0255246154	7,669.28	.0255246154	371.81	8,041.09
7770	UNITED WTR CONS DIST	1,914.75	.0063726218	1,914.75	.0063726218	92.83	2,007.58
8031	CITY OXNARD DIST #1	57,369.98	.1909361318	57,369.98	.1909361318	2,781.29	60,151.27
8600	CALLEGUAS MUN WTR	841.17	.0027996151	841.17	.0027996151	40.78	881.95
TRA 03238	Totals:	300,466.73	1.0000000000	300,466.73	1.0000000000	14,566.60	315,033.33

*** Gross Assessed Valuation Information(Assessed valuations Minus Local Exemptions) ***

	Prior Year A/V	Transfers	Current Year AVI	A/V
Secured	30,030,085			31,486,745
Unsecured				
State Assessed				
	30,030,085		1,456,660	31,486,745

Fund NO.	Description	Prior Year Allocation	Prior Year Factor	Adjusted Prior Year Allocation	Adjusted Prior Year Factor	Annual Tax Increment	Current Year Allocation
1031	EL SCH GEN OXNARD		.1995896486		.1995896486		
2007	HI SCH GEN OXNARD		.1406975975		.1406975975		
2015	VTA COM COLLEGE GEN		.0571712225		.0571712225		
2019	VTA COLLEGE CHILD CTR		.0002912172		.0002912172		
4001	COUNTY GENERAL FUND		.1850817391		.1850817391		
4002	ERAF 92-93 SHIFT		.0600966311		.0600966311		
4004	ERAF 93-94 SHIFT		.1142100735		.1142100735		
4005	VENTURA CO OFFICE EDUC		.0151168178		.0151168178		
6100	* VCWPD ADMIN		.0025680058		.0025680058		
6120	* VCWPD ZONE 2		.0253888411		.0253888411		
7770	UNITED WTR CONS DIST		.0128797406		.0128797406		
8031	CITY OXNARD DIST #1		.1869084652		.1869084652		
TRA 03239 Totals:			1.0000000000		1.0000000000		

No Taxable Parcels Within TRA=03239

Fund NO.	Description	Prior Year Allocation	Prior Year Factor	Adjusted Prior Year Allocation	Adjusted Prior Year Factor	Annual Tax Increment	Current Year Allocation
1031	EL SCH GEN OXNARD	5,680.12	.2022166061	5,680.12	.2022166061	58.66	5,738.78
2007	HI SCH GEN OXNARD	4,004.26	.1425544984	4,004.26	.1425544984	41.35	4,045.61
2015	VTA COM COLLEGE GEN	1,626.79	.0579148898	1,626.79	.0579148898	16.80	1,643.59
2019	VTA COLLEGE CHILD CTR	8.44	.0003002434	8.44	.0003002434	.09	8.53
4001	COUNTY GENERAL FUND	4,889.03	.1740525525	4,889.03	.1740525525	50.50	4,939.53
4002	ERAF 92-93 SHIFT	1,594.95	.0567811462	1,594.95	.0567811462	16.47	1,611.42
4004	ERAF 93-94 SHIFT	2,820.13	.1003981854	2,820.13	.1003981854	29.12	2,849.25
4005	VENTURA CO OFFICE EDUC	475.84	.0169396870	475.84	.0169396870	4.91	480.75
6100	* VCWPD ADMIN	69.05	.0024584816	69.05	.0024584816	.71	69.76
6120	* VCWPD ZONE 2	680.83	.0242379700	680.83	.0242379700	7.03	687.86
7735	OXNARD DRAIN #1	107.56	.0038290584	107.56	.0038290584	1.11	108.67
7770	UNITED WTR CONS DIST	171.47	.0061041852	171.47	.0061041852	1.77	173.24
8031	CITY OXNARD DIST #1	5,275.53	.1878125626	5,275.53	.1878125626	54.48	5,330.01
8600	CALLEGUAS MUN WTR	685.38	.0243999334	685.38	.0243999334	7.08	692.46
TRA 03240	Totals:	28,089.38	1.0000000000	28,089.38	1.0000000000	290.08	28,379.46

*** Gross Assessed Valuation Information(Assessed valuations Minus Local Exemptions) ***

	Prior Year A/V	Transfers	Current Year AVI	A/V
Secured	2,800,000			2,829,008
Unsecured				
State Assessed				
	2,800,000		29,008	2,829,008

Fund NO.	Description	Prior Year Allocation	Prior Year Factor	Adjusted Prior Year Allocation	Adjusted Prior Year Factor	Annual Tax Increment	Current Year Allocation
1031	EL SCH GEN OXNARD	405.37	.1927198623	405.37	.1927198623	6.15	411.52
2007	HI SCH GEN OXNARD	285.80	.1358467142	285.80	.1358467142	4.33	290.13
2015	VTA COM COLLEGE GEN	116.08	.0551866297	116.08	.0551866297	1.76	117.84
2019	VTA COLLEGE CHILD CTR	.58	.0002810864	.58	.0002810864	.01	.59
4001	COUNTY GENERAL FUND	427.69	.2033216037	427.69	.2033216037	6.49	434.18
4002	ERAF 92-93 SHIFT	122.32	.0581449579	122.32	.0581449579	1.86	124.18
4004	ERAF 93-94 SHIFT	251.86	.1197382860	251.86	.1197382860	3.82	255.68
4005	VENTURA CO OFFICE EDUC	34.00	.0161500714	34.00	.0161500714	.52	34.52
6100	* VCWPD ADMIN	5.24	.0024896802	5.24	.0024896802	.08	5.32
6120	* VCWPD ZONE 2	51.54	.0245088001	51.54	.0245088001	.78	52.32
7735	OXNARD DRAIN #1	8.18	.0038822287	8.18	.0038822287	.12	8.30
7770	UNITED WTR CONS DIST	13.27	.0063047394	13.27	.0063047394	.20	13.47
8031	CITY OXNARD DIST #1	363.63	.1728677379	363.63	.1728677379	5.52	369.15
8600	CALLEGUAS MUN WTR	18.02	.0085576021	18.02	.0085576021	.27	18.29
TRA 03241	Totals:	2,103.58	1.0000000000	2,103.58	1.0000000000	31.91	2,135.49

*** Gross Assessed Valuation Information(Assessed valuations Minus Local Exemptions) ***

	Prior Year A/V	Transfers	Current Year AVI	A/V
Secured	308,156			311,347
Unsecured				
State Assessed				
	308,156		3,191	311,347

Fund NO.	Description	Prior Year Allocation	Prior Year Factor	Adjusted Prior Year Allocation	Adjusted Prior Year Factor	Annual Tax Increment	Current Year Allocation
1031	EL SCH GEN OXNARD		.1926687321		.1926687321	1,218.87	1,218.87
2007	HI SCH GEN OXNARD		.1358181012		.1358181012	859.22	859.22
2015	VTA COM COLLEGE GEN		.0551756417		.0551756417	349.05	349.05
2019	VTA COLLEGE CHILD CTR		.0002808297		.0002808297	1.78	1.78
4001	COUNTY GENERAL FUND		.3281329088		.3281329088	2,075.85	2,075.85
4005	VENTURA CO OFFICE EDUC		.0044374585		.0044374585	28.07	28.07
6100	* VCWPD ADMIN		.0028920530		.0028920530	18.30	18.30
6120	* VCWPD ZONE 2		.0295166773		.0295166773	186.73	186.73
7735	OXNARD DRAIN #1		.0044341528		.0044341528	28.05	28.05
7770	UNITED WTR CONS DIST		.0100704538		.0100704538	63.71	63.71
8031	CITY OXNARD DIST #1		.2228960930		.2228960930	1,410.10	1,410.10
8600	CALLEGUAS MUN WTR		.0136768981		.0136768981	86.52	86.52
TRA 03242	Totals:		1.0000000000		1.0000000000	6,326.25	6,326.25

*** Gross Assessed Valuation Information(Assessed valuations Minus Local Exemptions) ***

	Prior Year A/V	Transfers	Current Year AVI	A/V
Secured				
Unsecured				632,625
State Assessed				
			632,625	632,625

Fund NO.	Description	Prior Year Allocation	Prior Year Factor	Adjusted Prior Year Allocation	Adjusted Prior Year Factor	Annual Tax Increment	Current Year Allocation
1031	EL SCH GEN OXNARD	3,532.24	.1995922017	3,532.24	.1995922017	35.70	3,567.94
2007	HI SCH GEN OXNARD	2,490.00	.1407003248	2,490.00	.1407003248	25.16	2,515.16
2015	VTA COM COLLEGE GEN	1,011.60	.0571624444	1,011.60	.0571624444	10.22	1,021.82
2019	VTA COLLEGE CHILD CTR	5.18	.0002925971	5.18	.0002925971	.05	5.23
4001	COUNTY GENERAL FUND	3,285.86	.1856668605	3,285.86	.1856668605	33.21	3,319.07
4002	ERAF 92-93 SHIFT	1,022.04	.0577522263	1,022.04	.0577522263	10.33	1,032.37
4004	ERAF 93-94 SHIFT	1,992.40	.1125829891	1,992.40	.1125829891	20.14	2,012.54
4005	VENTURA CO OFFICE EDUC	295.62	.0167050855	295.62	.0167050855	2.99	298.61
6100	* VCWPD ADMIN	45.56	.0025749181	45.56	.0025749181	.46	46.02
6120	* VCWPD ZONE 2	449.29	.0253868538	449.29	.0253868538	4.54	453.83
7770	UNITED WTR CONS DIST	114.23	.0064549501	114.23	.0064549501	1.15	115.38
8031	CITY OXNARD DIST #1	3,296.31	.1862621986	3,296.31	.1862621986	33.31	3,329.62
8600	CALLEGUAS MUN WTR	156.90	.0088663500	156.90	.0088663500	1.59	158.49
TRA 03243	Totals:	17,697.23	1.0000000000	17,697.23	1.0000000000	178.85	17,876.08

*** Gross Assessed Valuation Information(Assessed valuations Minus Local Exemptions) ***

	Prior Year A/V	Transfers	Current Year AVI	A/V
Secured	1,726,474			1,744,359
Unsecured				
State Assessed				
	1,726,474		17,885	1,744,359

Fund NO.	Description	Prior Year Allocation	Prior Year Factor	Adjusted Prior Year Allocation	Adjusted Prior Year Factor	Annual Tax Increment	Current Year Allocation
1031	EL SCH GEN OXNARD	70,384.03	.1674903010	70,384.03	.1674903010	626.78	71,010.81
2007	HI SCH GEN OXNARD	49,618.14	.1180744787	49,618.14	.1180744787	441.86	50,060.00
2015	VTA COM COLLEGE GEN	20,158.28	.0479699465	20,158.28	.0479699465	179.51	20,337.79
2019	VTA COLLEGE CHILD CTR	104.24	.0002480587	104.24	.0002480587	.93	105.17
4001	COUNTY GENERAL FUND	72,718.71	.1730459096	72,718.71	.1730459096	647.57	73,366.28
4002	ERAF 92-93 SHIFT	14,644.87	.0348498192	14,644.87	.0348498192	130.41	14,775.28
4004	ERAF 93-94 SHIFT	35,340.05	.0840973970	35,340.05	.0840973970	314.71	35,654.76
4005	VENTURA CO OFFICE EDUC	5,893.27	.0140240105	5,893.27	.0140240105	52.48	5,945.75
6100	* VCWPD ADMIN	867.67	.0020647314	867.67	.0020647314	7.73	875.40
6120	* VCWPD ZONE 2	8,550.29	.0203467662	8,550.29	.0203467662	76.14	8,626.43
7770	UNITED WTR CONS DIST	2,149.03	.0051139770	2,149.03	.0051139770	19.14	2,168.17
8031	CITY OXNARD DIST #1	135,572.54	.3226169238	135,572.54	.3226169238	1,207.30	136,779.84
8600	CALLEGUAS MUN WTR	4,226.51	.0100576804	4,226.51	.0100576804	37.64	4,264.15
TRA 03244	Totals:	420,227.63	1.0000000000	420,227.63	1.0000000000	3,742.20	423,969.83

*** Gross Assessed Valuation Information(Assessed valuations Minus Local Exemptions) ***

	Prior Year A/V	Transfers	Current Year AVI	A/V
Secured	36,148,895			36,523,115
Unsecured				
State Assessed				
	36,148,895		374,220	36,523,115

Fund NO.	Description	Prior Year Allocation	Prior Year Factor	Adjusted Prior Year Allocation	Adjusted Prior Year Factor	Annual Tax Increment	Current Year Allocation
1031	EL SCH GEN OXNARD		.1848088552		.1848088552		
2007	HI SCH GEN OXNARD		.1302771099		.1302771099		
2015	VTA COM COLLEGE GEN		.0529271105		.0529271105		
2019	VTA COLLEGE CHILD CTR		.0002732699		.0002732699		
4001	COUNTY GENERAL FUND		.3597746849		.3597746849		
4005	VENTURA CO OFFICE EDUC		.0042592968		.0042592968		
6100	* VCWPD ADMIN		.0027769892		.0027769892		
6120	* VCWPD ZONE 2		.0283137741		.0283137741		
7770	UNITED WTR CONS DIST		.0096618850		.0096618850		
8031	CITY OXNARD DIST #1		.2138043113		.2138043113		
8600	CALLEGUAS MUN WTR		.0131227132		.0131227132		
TRA 03245 Totals:			1.0000000000		1.0000000000		

No Taxable Parcels Within TRA=03245

Fund NO.	Description	Prior Year Allocation	Prior Year Factor	Adjusted Prior Year Allocation	Adjusted Prior Year Factor	Annual Tax Increment	Current Year Allocation
1037	EL SCH GEN RIO	2,312.35	.2012248314	2,312.35	.2012248314	23.93	2,336.28
2007	HI SCH GEN OXNARD	1,633.68	.1421659173	1,633.68	.1421659173	16.91	1,650.59
2015	VTA COM COLLEGE GEN	663.72	.0577574424	663.72	.0577574424	6.87	670.59
2019	VTA COLLEGE CHILD CTR	3.43	.0002984379	3.43	.0002984379	.04	3.47
4001	COUNTY GENERAL FUND	2,110.65	.1836752714	2,110.65	.1836752714	21.83	2,132.48
4002	ERAF 92-93 SHIFT	520.12	.0452619013	520.12	.0452619013	5.38	525.50
4004	ERAF 93-94 SHIFT	1,142.39	.0994116006	1,142.39	.0994116006	11.82	1,154.21
4005	VENTURA CO OFFICE EDUC	298.33	.0259605638	298.33	.0259605638	3.09	301.42
6100	* VCWPD ADMIN	29.26	.0025482004	29.26	.0025482004	.30	29.56
6120	* VCWPD ZONE 2	288.55	.0251111637	288.55	.0251111637	2.99	291.54
7770	UNITED WTR CONS DIST	73.94	.0064349564	73.94	.0064349564	.77	74.71
8031	CITY OXNARD DIST #1	2,328.32	.2026145984	2,328.32	.2026145984	24.10	2,352.42
8600	CALLEGUAS MUN WTR	86.59	.0075351150	86.59	.0075351150	.90	87.49
TRA 03246	Totals:	11,491.33	1.0000000000	11,491.33	1.0000000000	118.93	11,610.26

*** Gross Assessed Valuation Information(Assessed valuations Minus Local Exemptions) ***

	Prior Year A/V	Transfers	Current Year AVI	A/V
Secured	1,148,056			1,159,949
Unsecured				
State Assessed				
	1,148,056		11,893	1,159,949

Fund NO.	Description	Prior Year Allocation	Prior Year Factor	Adjusted Prior Year Allocation	Adjusted Prior Year Factor	Annual Tax Increment	Current Year Allocation
1037	EL SCH GEN RIO	33,025.61	.2012253496	33,025.61	.2012253496	699.12	33,724.73
2007	HI SCH GEN OXNARD	23,332.53	.1421653752	23,332.53	.1421653752	493.92	23,826.45
2015	VTA COM COLLEGE GEN	9,479.26	.0577572903	9,479.26	.0577572903	200.67	9,679.93
2019	VTA COLLEGE CHILD CTR	48.94	.0002981742	48.94	.0002981742	1.04	49.98
4001	COUNTY GENERAL FUND	32,274.55	.1836747797	32,274.55	.1836747797	638.14	32,912.69
4002	ERAF 92-93 SHIFT	7,354.43	.0452627118	7,354.43	.0452627118	157.26	7,511.69
4004	ERAF 93-94 SHIFT	16,232.62	.0994120311	16,232.62	.0994120311	345.39	16,578.01
4005	VENTURA CO OFFICE EDUC	4,260.66	.0259602257	4,260.66	.0259602257	90.19	4,350.85
6100	* VCWPD ADMIN	418.23	.0025482766	418.23	.0025482766	8.85	427.08
6120	* VCWPD ZONE 2	4,121.40	.0251113512	4,121.40	.0251113512	87.24	4,208.64
7770	UNITED WTR CONS DIST	1,056.56	.0064338229	1,056.56	.0064338229	22.35	1,078.91
8031	CITY OXNARD DIST #1	31,281.64	.2026148794	31,281.64	.2026148794	703.94	31,985.58
8600	CALLEGUAS MUN WTR	1,236.10	.0075357323	1,236.10	.0075357323	26.18	1,262.28
TRA 03247	Totals:	164,122.53	1.0000000000	164,122.53	1.0000000000	3,474.29	167,596.82

*** Gross Assessed Valuation Information(Assessed valuations Minus Local Exemptions) ***

	Prior Year A/V	Transfers	Current Year AVI	A/V
Secured	16,485,070			16,839,729
Unsecured	88,000			80,770
State Assessed				
	16,573,070		347,429	16,920,499

Fund NO.	Description	Prior Year Allocation	Prior Year Factor	Adjusted Prior Year Allocation	Adjusted Prior Year Factor	Annual Tax Increment	Current Year Allocation
1037	EL SCH GEN RIO		.2009385665		.2009385665		
2007	HI SCH GEN OXNARD		.1419989077		.1419989077		
2015	VTA COM COLLEGE GEN		.0577553249		.0577553249		
2019	VTA COLLEGE CHILD CTR		.0002730748		.0002730748		
4001	COUNTY GENERAL FUND		.2053952859		.2053952859		
4002	ERAF 92-93 SHIFT		.0483148464		.0483148464		
4004	ERAF 93-94 SHIFT		.1142811433		.1142811433		
4005	VENTURA CO OFFICE EDUC		.0043278333		.0043278333		
6100	* VCWPD ADMIN		.0024530717		.0024530717		
6120	* VCWPD ZONE 2		.0256505973		.0256505973		
7770	UNITED WTR CONS DIST		.0086390785		.0086390785		
8031	CITY OXNARD DIST #1		.1899722697		.1899722697		
TRA 03248 Totals:			1.000000000		1.000000000		

No Taxable Parcels Within TRA=03248

Fund NO.	Description	Prior Year Allocation	Prior Year Factor	Adjusted Prior Year Allocation	Adjusted Prior Year Factor	Annual Tax Increment	Current Year Allocation
1029	EL SCH GEN OCN VIEW		.1823783143		.1823783143		
2007	HI SCH GEN OXNARD		.1385392523		.1385392523		
2015	VTA COM COLLEGE GEN		.0560247789		.0560247789		
2019	VTA COLLEGE CHILD CTR		.0001995614		.0001995614		
4001	COUNTY GENERAL FUND		.3369619239		.3369619239		
4005	VENTURA CO OFFICE EDUC		.0044236106		.0044236106		
6100	* VCWPD ADMIN		.0029718950		.0029718950		
6120	* VCWPD ZONE 2		.0308119346		.0308119346		
7770	UNITED WTR CONS DIST		.0104401113		.0104401113		
8031	CITY OXNARD DIST #1		.2372486177		.2372486177		
TRA 03251 Totals:			1.0000000000		1.0000000000		

No Taxable Parcels Within TRA=03251

Fund NO.	Description	Prior Year Allocation	Prior Year Factor	Adjusted Prior Year Allocation	Adjusted Prior Year Factor	Annual Tax Increment	Current Year Allocation
1031	EL SCH GEN OXNARD	123,025.80	.2022189890	123,025.80	.2022189890	4,030.53	127,056.33
2007	HI SCH GEN OXNARD	86,728.31	.1425563654	86,728.31	.1425563654	2,841.37	89,569.68
2019	VTA COLLEGE CHILD CTR	181.79	.0002988073	181.79	.0002988073	5.96	187.75
4001	COUNTY GENERAL FUND	166,359.98	.2734478152	166,359.98	.2734478152	5,450.23	171,810.21
4002	ERAF 92-93 SHIFT	32,405.21	.0532648266	32,405.21	.0532648266	1,061.65	33,466.86
4004	ERAF 93-94 SHIFT	60,841.66	.1000062060	60,841.66	.1000062060	1,993.28	62,834.94
4005	VENTURA CO OFFICE EDUC	10,305.98	.0169400753	10,305.98	.0169400753	337.64	10,643.62
6100	* VCWPD ADMIN	1,549.17	.0025463985	1,549.17	.0025463985	50.75	1,599.92
6120	* VCWPD ZONE 2	15,257.30	.0250786454	15,257.30	.0250786454	499.86	15,757.16
7770	UNITED WTR CONS DIST	5,294.62	.0087028240	5,294.62	.0087028240	173.46	5,468.08
8031	CITY OXNARD DIST #1	99,009.65	.1627433757	99,009.65	.1627433757	3,243.72	102,253.37
8600	CALLEGUAS MUN WTR	7,419.60	.0121956716	7,419.60	.0121956716	243.08	7,662.68
TRA 03252	Totals:	608,379.07	1.0000000000	608,379.07	1.0000000000	19,931.53	628,310.60

*** Gross Assessed Valuation Information(Assessed valuations Minus Local Exemptions) ***

	Prior Year	Transfers	Current Year	AVI	A/V
Secured	60,076,689				62,055,812
Unsecured	719,010				733,040
State Assessed					
	60,795,699		1,993,153		62,788,852

Fund NO.	Description	Prior Year Allocation	Prior Year Factor	Adjusted Prior Year Allocation	Adjusted Prior Year Factor	Annual Tax Increment	Current Year Allocation
1031	EL SCH GEN OXNARD	196,853.80	.2022180217	196,853.80	.2022180217	4,669.58	201,523.38
2007	HI SCH GEN OXNARD	138,774.49	.1425560753	138,774.49	.1425560753	3,291.88	142,066.37
2015	VTA COM COLLEGE GEN	56,379.54	.0579158823	56,379.54	.0579158823	1,337.38	57,716.92
2019	VTA COLLEGE CHILD CTR	291.57	.0002994958	291.57	.0002994958	6.92	298.49
4001	COUNTY GENERAL FUND	178,487.93	.1833517273	178,487.93	.1833517273	4,233.91	182,721.84
4002	ERAF 92-93 SHIFT	55,220.89	.0567256560	55,220.89	.0567256560	1,309.90	56,530.79
4004	ERAF 93-94 SHIFT	97,734.79	.1003980347	97,734.79	.1003980347	2,318.37	100,053.16
4005	VENTURA CO OFFICE EDUC	16,489.71	.0169390412	16,489.71	.0169390412	391.15	16,880.86
6100	* VCWPD ADMIN	2,468.26	.0025355276	2,468.26	.0025355276	58.55	2,526.81
6120	* VCWPD ZONE 2	24,320.51	.0249832276	24,320.51	.0249832276	576.91	24,897.42
7770	UNITED WTR CONS DIST	6,125.31	.0062922443	6,125.31	.0062922443	145.30	6,270.61
8031	CITY OXNARD DIST #1	188,450.38	.1935856191	188,450.38	.1935856191	4,470.24	192,920.62
8600	CALLEGUAS MUN WTR	11,875.85	.0121994471	11,875.85	.0121994471	281.71	12,157.56
TRA 03253	Totals:	973,473.03	1.0000000000	973,473.03	1.0000000000	23,091.80	996,564.83

*** Gross Assessed Valuation Information(Assessed valuations Minus Local Exemptions) ***

	Prior Year A/V	Transfers	Current Year AVI	A/V
Secured	97,011,955			99,335,735
Unsecured	94,900			80,300
State Assessed				
	97,106,855		2,309,180	99,416,035

Fund NO.	Description	Prior Year Allocation	Prior Year Factor	Adjusted Prior Year Allocation	Adjusted Prior Year Factor	Annual Tax Increment	Current Year Allocation
1031	EL SCH GEN OXNARD		.2024609843		.2024609843		
2007	HI SCH GEN OXNARD		.1427132891		.1427132891		
2015	VTA COM COLLEGE GEN		.0579813782		.0579813782		
2019	VTA COLLEGE CHILD CTR		.0002991739		.0002991739		
4001	COUNTY GENERAL FUND		.1887108408		.1887108408		
4002	ERAF 92-93 SHIFT		.0515006002		.0515006002		
4004	ERAF 93-94 SHIFT		.1142256903		.1142256903		
4005	VENTURA CO OFFICE EDUC		.0166866747		.0166866747		
6100	* VCWPD ADMIN		.0025210084		.0025210084		
6120	* VCWPD ZONE 2		.0256902761		.0256902761		
7770	UNITED WTR CONS DIST		.0064225690		.0064225690		
8031	CITY OXNARD DIST #1		.1907875150		.1907875150		
TRA 03254 Totals:			1.0000000000		1.0000000000		

No Taxable Parcels Within TRA=03254

Fund NO.	Description	Prior Year Allocation	Prior Year Factor	Adjusted Prior Year Allocation	Adjusted Prior Year Factor	Annual Tax Increment	Current Year Allocation
1037	EL SCH GEN RIO	181,007.51	.1955573382	181,007.51	.1955573382	977.54-	180,029.97
2007	HI SCH GEN OXNARD	127,874.99	.1381538705	127,874.99	.1381538705	690.60-	127,184.39
2015	VTA COM COLLEGE GEN	51,950.89	.0561268142	51,950.89	.0561268142	280.56-	51,670.33
2019	VTA COLLEGE CHILD CTR	268.40	.0002899514	268.40	.0002899514	1.45-	266.95
4001	COUNTY GENERAL FUND	180,730.22	.1952578242	180,730.22	.1952578242	976.05-	179,754.17
4002	ERAF 92-93 SHIFT	49,056.06	.0529993039	49,056.06	.0529993039	264.93-	48,791.13
4004	ERAF 93-94 SHIFT	110,657.83	.1195527975	110,657.83	.1195527975	597.61-	110,060.22
4005	VENTURA CO OFFICE EDUC	23,348.01	.0252247865	23,348.01	.0252247865	126.09-	23,221.92
6100	* VCWPD ADMIN	2,272.56	.0024552295	2,272.56	.0024552295	12.27-	2,260.29
6120	* VCWPD ZONE 2	22,398.59	.0241990620	22,398.59	.0241990620	120.96-	22,277.63
7770	UNITED WTR CONS DIST	5,590.58	.0060399687	5,590.58	.0060399687	30.19-	5,560.39
8031	CITY OXNARD DIST #1	159,210.93	.1720086711	159,210.93	.1720086711	859.83-	158,351.10
8600	CALLEGUAS MUN WTR	11,231.57	.0121343823	11,231.57	.0121343823	60.66-	11,170.91
TRA 03255	Totals:	925,598.14	1.0000000000	925,598.14	1.0000000000	4,998.74-	920,599.40

*** Gross Assessed Valuation Information(Assessed valuations Minus Local Exemptions) ***

	Prior Year A/V	Transfers	Current Year AVI	A/V
Secured	84,203,640			85,347,566
Unsecured	8,311,340			6,667,540
State Assessed				
	92,514,980		499,874-	92,015,106

Fund NO.	Description	Prior Year Allocation	Prior Year Factor	Adjusted Prior Year Allocation	Adjusted Prior Year Factor	Annual Tax Increment	Current Year Allocation
1037	EL SCH GEN RIO	385,112.83	.2029500884	385,112.83	.2029500884	11,163.09	396,275.92
2007	HI SCH GEN OXNARD	271,615.46	.1431382704	271,615.46	.1431382704	7,873.19	279,488.65
2015	VTA COM COLLEGE GEN	110,348.63	.0581524828	110,348.63	.0581524828	3,198.63	113,547.26
2019	VTA COLLEGE CHILD CTR	570.54	.0003006747	570.54	.0003006747	16.54	587.08
4001	COUNTY GENERAL FUND	340,426.10	.1794006772	340,426.10	.1794006772	9,867.76	350,293.86
4002	ERAF 92-93 SHIFT	85,553.31	.0450856229	85,553.31	.0450856229	2,479.89	88,033.20
4004	ERAF 93-94 SHIFT	197,585.55	.1041253436	197,585.55	.1041253436	5,727.32	203,312.87
4005	VENTURA CO OFFICE EDUC	35,955.91	.0189483593	35,955.91	.0189483593	1,042.24	36,998.15
6100	* VCWPD ADMIN	4,649.27	.0024501126	4,649.27	.0024501126	134.77	4,784.04
6120	* VCWPD ZONE 2	45,812.90	.0241428777	45,812.90	.0241428777	1,327.96	47,140.86
7770	UNITED WTR CONS DIST	11,500.79	.0060607921	11,500.79	.0060607921	333.37	11,834.16
8031	CITY OXNARD DIST #1	367,610.16	.1937263841	367,610.16	.1937263841	10,655.75	378,265.91
8600	CALLEGUAS MUN WTR	40,832.59	.0215183142	40,832.59	.0215183142	1,183.60	42,016.19
TRA 03256	Totals:	1,897,574.04	1.0000000000	1,897,574.04	1.0000000000	55,004.11	1,952,578.15

*** Gross Assessed Valuation Information(Assessed valuations Minus Local Exemptions) ***

	Prior Year A/V	Transfers	Current Year AVI	A/V
Secured	190,189,205			195,656,616
Unsecured	58,600			91,600
State Assessed				
	190,247,805		5,500,411	195,748,216

Fund NO.	Description	Prior Year Allocation	Prior Year Factor	Adjusted Prior Year Allocation	Adjusted Prior Year Factor	Annual Tax Increment	Current Year Allocation
1031	EL SCH GEN OXNARD		.2022166062		.2022166062		
2007	HI SCH GEN OXNARD		.1425541627		.1425541627		
2015	VTA COM COLLEGE GEN		.0579145421		.0579145421		
2019	VTA COLLEGE CHILD CTR		.0003005945		.0003005945		
4001	COUNTY GENERAL FUND		.1847070434		.1847070434		
4002	ERAF 92-93 SHIFT		.0567801593		.0567801593		
4004	ERAF 93-94 SHIFT		.1003985661		.1003985661		
4005	VENTURA CO OFFICE EDUC		.0169390572		.0169390572		
6100	* VCWPD ADMIN		.0026107190		.0026107190		
6120	* VCWPD ZONE 2		.0257230968		.0257230968		
7735	OXNARD DRAIN #1		.0040635924		.0040635924		
7770	UNITED WTR CONS DIST		.0064794816		.0064794816		
8031	CITY OXNARD DIST #1		.1993123787		.1993123787		
TRA 03257	Totals:		1.0000000000		1.0000000000		

Fund NO.	Description	Prior Year Allocation	Prior Year Factor	Adjusted Prior Year Allocation	Adjusted Prior Year Factor	Annual Tax Increment	Current Year Allocation
1037	EL SCH GEN RIO	4,877.46	.2012260121	4,877.46	.2012260121	37.63	4,915.09
2007	HI SCH GEN OXNARD	3,445.91	.1421656893	3,445.91	.1421656893	26.59	3,472.50
2015	VTA COM COLLEGE GEN	1,399.98	.0577580221	1,399.98	.0577580221	10.80	1,410.78
2019	VTA COLLEGE CHILD CTR	7.24	.0002988185	7.24	.0002988185	.06	7.30
4001	COUNTY GENERAL FUND	4,448.29	.1835195169	4,448.29	.1835195169	34.32	4,482.61
4002	ERAF 92-93 SHIFT	1,356.54	.0559651110	1,356.54	.0559651110	10.47	1,367.01
4004	ERAF 93-94 SHIFT	2,418.37	.0997732747	2,418.37	.0997732747	18.66	2,437.03
4005	VENTURA CO OFFICE EDUC	629.23	.0259595371	629.23	.0259595371	4.85	634.08
6100	* VCWPD ADMIN	63.07	.0026020328	63.07	.0026020328	.49	63.56
6120	* VCWPD ZONE 2	621.75	.0256504440	621.75	.0256504440	4.80	626.55
7770	UNITED WTR CONS DIST	156.05	.0064378693	156.05	.0064378693	1.20	157.25
8031	CITY OXNARD DIST #1	4,814.88	.1986436722	4,814.88	.1986436722	37.15	4,852.03
TRA 03258	Totals:	24,238.77	1.0000000000	24,238.77	1.0000000000	187.02	24,425.79

*** Gross Assessed Valuation Information(Assessed valuations Minus Local Exemptions) ***

	Prior Year	Transfers	Current Year	AVI	A/V
Secured	2,298,025				2,321,827
Unsecured	165,100				160,000
State Assessed					
	2,463,125		18,702		2,481,827

Fund NO.	Description	Prior Year Allocation	Prior Year Factor	Adjusted Prior Year Allocation	Adjusted Prior Year Factor	Annual Tax Increment	Current Year Allocation
1031	EL SCH GEN OXNARD	1,438.56	.1935297776	1,438.56	.1935297776	15.39	1,453.95
2007	HI SCH GEN OXNARD	1,014.13	.1364308387	1,014.13	.1364308387	10.85	1,024.98
2015	VTA COM COLLEGE GEN	411.96	.0554256916	411.96	.0554256916	4.41	416.37
2019	VTA COLLEGE CHILD CTR	2.11	.0002859505	2.11	.0002859505	.02	2.13
4001	COUNTY GENERAL FUND	1,510.83	.2032461592	1,510.83	.2032461592	16.15	1,526.98
4002	ERAF 92-93 SHIFT	425.06	.0571845518	425.06	.0571845518	4.55	429.61
4004	ERAF 93-94 SHIFT	816.26	.1098087254	816.26	.1098087254	8.73	824.99
4005	VENTURA CO OFFICE EDUC	120.46	.0162042760	120.46	.0162042760	1.29	121.75
6100	* VCWPD ADMIN	18.55	.0024961353	18.55	.0024961353	.20	18.75
6120	* VCWPD ZONE 2	182.98	.0246167140	182.98	.0246167140	1.96	184.94
7770	UNITED WTR CONS DIST	48.34	.0065056853	48.34	.0065056853	.52	48.86
8031	CITY OXNARD DIST #1	1,444.04	.1942654946	1,444.04	.1942654946	15.45	1,459.49
TRA 03259	Totals:	7,433.28	1.0000000000	7,433.28	1.0000000000	79.52	7,512.80

*** Gross Assessed Valuation Information(Assessed valuations Minus Local Exemptions) ***

	Prior Year	Transfers	Current Year
Secured	A/V 767,687		AVI 775,639
Unsecured			
State Assessed			
	767,687		7,952
			775,639

Fund NO.	Description	Prior Year Allocation	Prior Year Factor	Adjusted Prior Year Allocation	Adjusted Prior Year Factor	Annual Tax Increment	Current Year Allocation
1037	EL SCH GEN RIO	15,503.98	.1935727913	15,503.98	.1935727913	534.17-	14,969.81
2007	HI SCH GEN OXNARD	10,929.26	.1364555416	10,929.26	.1364555416	376.55-	10,552.71
2015	VTA COM COLLEGE GEN	4,440.19	.0554374715	4,440.19	.0554374715	152.98-	4,287.21
2019	VTA COLLEGE CHILD CTR	22.95	.0002864198	22.95	.0002864198	.79-	22.16
4001	COUNTY GENERAL FUND	16,357.10	.2042240940	16,357.10	.2042240940	563.59-	15,793.51
4002	ERAF 92-93 SHIFT	4,634.29	.0578608035	4,634.29	.0578608035	159.67-	4,474.62
4004	ERAF 93-94 SHIFT	9,633.18	.1202732567	9,633.18	.1202732567	331.90-	9,301.28
4005	VENTURA CO OFFICE EDUC	1,298.10	.0162070963	1,298.10	.0162070963	44.72-	1,253.38
6100	* VCWPD ADMIN	200.12	.0024985559	200.12	.0024985559	6.89-	193.23
6120	* VCWPD ZONE 2	1,972.23	.0246238346	1,972.23	.0246238346	67.95-	1,904.28
7770	UNITED WTR CONS DIST	506.27	.0063212594	506.27	.0063212594	17.44-	488.83
8031	CITY OXNARD DIST #1	13,907.46	.1736393160	13,907.46	.1736393160	479.16-	13,428.30
8600	CALLEGUAS MUN WTR	688.78	.0085995594	688.78	.0085995594	23.73-	665.05
TRA 03261	Totals:	80,093.91	1.0000000000	80,093.91	1.0000000000	2,759.54-	77,334.37

*** Gross Assessed Valuation Information(Assessed valuations Minus Local Exemptions) ***

	Prior Year A/V	Transfers	Current Year AVI	A/V
Secured	4,829,068		5,499,164	
Unsecured	3,049,500		2,103,450	
State Assessed				
	7,878,568		275,954-	7,602,614

Fund NO.	Description	Prior Year Allocation	Prior Year Factor	Adjusted Prior Year Allocation	Adjusted Prior Year Factor	Annual Tax Increment	Current Year Allocation
1037	EL SCH GEN RIO		.1935665120		.1935665120		
2007	HI SCH GEN OXNARD		.1364507946		.1364507946		
2015	VTA COM COLLEGE GEN		.0554356296		.0554356296		
2019	VTA COLLEGE CHILD CTR		.0002865474		.0002865474		
4001	COUNTY GENERAL FUND		.2042388271		.2042388271		
4002	ERAF 92-93 SHIFT		.0578605967		.0578605967		
4004	ERAF 93-94 SHIFT		.1202780127		.1202780127		
4005	VENTURA CO OFFICE EDUC		.0162080274		.0162080274		
6100	* VCWPD ADMIN		.0024986368		.0024986368		
6120	* VCWPD ZONE 2		.0246228495		.0246228495		
7770	UNITED WTR CONS DIST		.0063209553		.0063209553		
8031	CITY OXNARD DIST #1		.1736331846		.1736331846		
8600	CALLEGUAS MUN WTR		.0085994263		.0085994263		
TRA 03262	Totals:		1.0000000000		1.0000000000		

Fund NO.	Description	Prior Year Allocation	Prior Year Factor	Adjusted Prior Year Allocation	Adjusted Prior Year Factor	Annual Tax Increment	Current Year Allocation
1037	EL SCH GEN RIO	548,236.78	.1935726946	548,236.78	.1935726946	13,289.08-	534,947.70
2007	HI SCH GEN OXNARD	386,468.99	.1364553457	386,468.99	.1364553457	9,367.88-	377,101.11
2015	VTA COM COLLEGE GEN	157,008.99	.0554370991	157,008.99	.0554370991	3,805.85-	153,203.14
2019	VTA COLLEGE CHILD CTR	811.72	.0002865995	811.72	.0002865995	19.68-	792.04
4001	COUNTY GENERAL FUND	578,294.41	.2041855082	578,294.41	.2041855082	14,017.66-	564,276.75
4002	ERAF 92-93 SHIFT	163,397.52	.0576927615	163,397.52	.0576927615	3,960.70-	159,436.82
4004	ERAF 93-94 SHIFT	340,588.42	.1202557351	340,588.42	.1202557351	8,255.75-	332,332.67
4005	VENTURA CO OFFICE EDUC	46,077.95	.0162693096	46,077.95	.0162693096	1,116.91-	44,961.04
6100	* VCWPD ADMIN	7,076.90	.0024987353	7,076.90	.0024987353	171.54-	6,905.36
6120	* VCWPD ZONE 2	70,427.12	.0248665636	70,427.12	.0248665636	1,707.13-	68,719.99
7770	UNITED WTR CONS DIST	18,418.94	.0065034053	18,418.94	.0065034053	446.47-	17,972.47
8031	CITY OXNARD DIST #1	491,781.59	.1736393706	491,781.59	.1736393706	11,920.62-	479,860.97
8600	CALLEGUAS MUN WTR	23,611.69	.0083368719	23,611.69	.0083368719	572.34-	23,039.35
TRA 03263	Totals:	2,832,201.02	1.0000000000	2,832,201.02	1.0000000000	68,651.61-	2,763,549.41

*** Gross Assessed Valuation Information(Assessed valuations Minus Local Exemptions) ***

	Prior Year A/V	Transfers	Current Year AVI	A/V
Secured	288,736,810		281,119,949	
Unsecured	239,400		991,100	
State Assessed				
	288,976,210		6,865,161-	282,111,049

Fund NO.	Description	Prior Year Allocation	Prior Year Factor	Adjusted Prior Year Allocation	Adjusted Prior Year Factor	Annual Tax Increment	Current Year Allocation
1037	EL SCH GEN RIO	334,619.81	.1937645480	334,619.81	.1937645480	6,478.72	341,098.53
2007	HI SCH GEN OXNARD	235,894.49	.1365967679	235,894.49	.1365967679	4,567.25	240,461.74
2015	VTA COM COLLEGE GEN	95,836.33	.0554948680	95,836.33	.0554948680	1,855.53	97,691.86
2019	VTA COLLEGE CHILD CTR	495.05	.0002866550	495.05	.0002866550	9.58	504.63
4001	COUNTY GENERAL FUND	342,853.47	.1985323756	342,853.47	.1985323756	6,638.14	349,491.61
4002	ERAF 92-93 SHIFT	98,979.27	.0573148110	98,979.27	.0573148110	1,916.38	100,895.65
4004	ERAF 93-94 SHIFT	206,015.05	.1192948199	206,015.05	.1192948199	3,988.75	210,003.80
4005	VENTURA CO OFFICE EDUC	28,014.52	.0162220506	28,014.52	.0162220506	542.40	28,556.92
6100	* VCWPD ADMIN	4,230.93	.0024499520	4,230.93	.0024499520	81.92	4,312.85
6120	* VCWPD ZONE 2	41,694.36	.0241434854	41,694.36	.0241434854	807.26	42,501.62
7770	UNITED WTR CONS DIST	10,729.83	.0062131991	10,729.83	.0062131991	207.74	10,937.57
8031	CITY OXNARD DIST #1	314,404.03	.1820584101	314,404.03	.1820584101	6,087.31	320,491.34
8600	CALLEGUAS MUN WTR	13,173.21	.0076280574	13,173.21	.0076280574	255.05	13,428.26
TRA 03264	Totals:	1,726,940.35	1.0000000000	1,726,940.35	1.0000000000	33,436.03	1,760,376.38

*** Gross Assessed Valuation Information(Assessed valuations Minus Local Exemptions) ***

	Prior Year A/V	Current Year AVI
Secured	150,546,419	149,163,792
Unsecured	24,283,870	29,010,100
State Assessed		
	174,830,289	178,173,892

Fund NO.	Description	Prior Year Allocation	Prior Year Factor	Adjusted Prior Year Allocation	Adjusted Prior Year Factor	Annual Tax Increment	Current Year Allocation
1037	EL SCH GEN RIO		.2012263914		.2012263914		
2007	HI SCH GEN OXNARD		.1421649824		.1421649824		
2015	VTA COM COLLEGE GEN		.0577577367		.0577577367		
2019	VTA COLLEGE CHILD CTR		.0002986659		.0002986659		
4001	COUNTY GENERAL FUND		.1837805436		.1837805436		
4002	ERAF 92-93 SHIFT		.0539725670		.0539725670		
4004	ERAF 93-94 SHIFT		.0997730316		.0997730316		
4005	VENTURA CO OFFICE EDUC		.0259608934		.0259608934		
6100	* VCWPD ADMIN		.0026029135		.0026029135		
6120	* VCWPD ZONE 2		.0256507062		.0256507062		
7770	UNITED WTR CONS DIST		.0064394856		.0064394856		
8031	CITY OXNARD DIST #1		.2003720827		.2003720827		
TRA 03265 Totals:			1.0000000000		1.0000000000		

No Taxable Parcels Within TRA=03265

Fund NO.	Description	Prior Year Allocation	Prior Year Factor	Adjusted Prior Year Allocation	Adjusted Prior Year Factor	Annual Tax Increment	Current Year Allocation
1037	EL SCH GEN RIO	15,749.93	.2034397426	15,749.93	.2034397426	533.90	16,283.83
2007	HI SCH GEN OXNARD	11,102.15	.1434050977	11,102.15	.1434050977	376.35	11,478.50
2015	VTA COM COLLEGE GEN	4,509.82	.0582529077	4,509.82	.0582529077	152.88	4,662.70
2019	VTA COLLEGE CHILD CTR	21.05	.0002722098	21.05	.0002722098	.71	21.76
4001	COUNTY GENERAL FUND	14,345.32	.1852971291	14,345.32	.1852971291	486.27	14,831.59
4002	ERAF 92-93 SHIFT	4,105.00	.0530237150	4,105.00	.0530237150	139.15	4,244.15
4004	ERAF 93-94 SHIFT	8,881.70	.1147240782	8,881.70	.1147240782	301.08	9,182.78
4005	VENTURA CO OFFICE EDUC	1,316.15	.0170007424	1,316.15	.0170007424	44.62	1,360.77
6100	* VCWPD ADMIN	203.11	.0026231131	203.11	.0026231131	6.88	209.99
6120	* VCWPD ZONE 2	2,000.13	.0258351893	2,000.13	.0258351893	67.80	2,067.93
7770	UNITED WTR CONS DIST	494.27	.0063845583	494.27	.0063845583	16.76	511.03
8031	CITY OXNARD DIST #1	14,689.42	.1897415168	14,689.42	.1897415168	497.95	15,187.37
TRA 03266	Totals:	77,418.05	1.0000000000	77,418.05	1.0000000000	2,624.35	80,042.40

*** Gross Assessed Valuation Information(Assessed valuations Minus Local Exemptions) ***

	Prior Year	Transfers	Current Year	AVI	A/V
Secured	7,752,556				8,014,991
Unsecured					
State Assessed					
	7,752,556		262,435		8,014,991

Fund NO.	Description	Prior Year Allocation	Prior Year Factor	Adjusted Prior Year Allocation	Adjusted Prior Year Factor	Annual Tax Increment	Current Year Allocation
1031	EL SCH GEN OXNARD	5,692.53	.2021473497	5,692.53	.2021473497	58.92	5,751.45
2007	HI SCH GEN OXNARD	4,013.06	.1425082689	4,013.06	.1425082689	41.54	4,054.60
2015	VTA COM COLLEGE GEN	1,630.24	.0578910387	1,630.24	.0578910387	16.87	1,647.11
2019	VTA COLLEGE CHILD CTR	8.47	.0002999092	8.47	.0002999092	.09	8.56
4001	COUNTY GENERAL FUND	5,008.79	.1778681785	5,008.79	.1778681785	51.84	5,060.63
4002	ERAF 92-93 SHIFT	1,501.39	.0533152817	1,501.39	.0533152817	15.54	1,516.93
4004	ERAF 93-94 SHIFT	3,223.53	.1144710459	3,223.53	.1144710459	33.37	3,256.90
4005	VENTURA CO OFFICE EDUC	470.78	.0167177940	470.78	.0167177940	4.87	475.65
6100	* VCWPD ADMIN	69.03	.0024506864	69.03	.0024506864	.71	69.74
6120	* VCWPD ZONE 2	681.70	.0242069545	681.70	.0242069545	7.06	688.76
7770	UNITED WTR CONS DIST	168.91	.0059981834	168.91	.0059981834	1.75	170.66
8031	CITY OXNARD DIST #1	5,005.17	.1777384091	5,005.17	.1777384091	51.81	5,056.98
8600	CALLEGUAS MUN WTR	686.75	.0243869000	686.75	.0243869000	7.11	693.86
TRA 03267	Totals:	28,160.35	1.0000000000	28,160.35	1.0000000000	291.48	28,451.83

*** Gross Assessed Valuation Information(Assessed valuations Minus Local Exemptions) ***

	Prior Year A/V	Transfers	Current Year AVI	A/V
Secured	2,814,305			2,843,453
Unsecured				
State Assessed				
	2,814,305		29,148	2,843,453

Fund NO.	Description	Prior Year Allocation	Prior Year Factor	Adjusted Prior Year Allocation	Adjusted Prior Year Factor	Annual Tax Increment	Current Year Allocation
1031	EL SCH GEN OXNARD	165,721.87	.2034203146	165,721.87	.2034203146	6,766.75	172,488.62
2007	HI SCH GEN OXNARD	116,827.91	.1434039563	116,827.91	.1434039563	4,770.31	121,598.22
2015	VTA COM COLLEGE GEN	47,463.25	.0582601818	47,463.25	.0582601818	1,938.02	49,401.27
2019	VTA COLLEGE CHILD CTR	245.25	.0003010389	245.25	.0003010389	10.01	255.26
4001	COUNTY GENERAL FUND	141,024.04	.1731041636	141,024.04	.1731041636	5,758.27	146,782.31
4002	ERAF 92-93 SHIFT	43,129.09	.0529401131	43,129.09	.0529401131	1,761.05	44,890.14
4004	ERAF 93-94 SHIFT	93,466.62	.1147284323	93,466.62	.1147284323	3,816.43	97,283.05
4005	VENTURA CO OFFICE EDUC	13,874.35	.0170304990	13,874.35	.0170304990	566.52	14,440.87
6100	* VCWPD ADMIN	1,999.98	.0024549669	1,999.98	.0024549669	81.66	2,081.64
6120	* VCWPD ZONE 2	19,709.74	.0241933409	19,709.74	.0241933409	804.79	20,514.53
7770	UNITED WTR CONS DIST	4,870.40	.0059783079	4,870.40	.0059783079	198.87	5,069.27
8031	CITY OXNARD DIST #1	144,568.52	.1774550127	144,568.52	.1774550127	5,903.02	150,471.54
8600	CALLEGUAS MUN WTR	21,776.05	.0267296720	21,776.05	.0267296720	889.16	22,665.21
TRA 03268	Totals:	814,677.07	1.0000000000	814,677.07	1.0000000000	33,264.86	847,941.93

*** Gross Assessed Valuation Information(Assessed valuations Minus Local Exemptions) ***

	Prior Year A/V	Transfers	Current Year AVI	A/V
Secured	66,371,001		67,058,587	
Unsecured	15,189,100		17,828,000	
State Assessed				
	81,560,101		3,326,486	84,886,587

Fund NO.	Description	Prior Year Allocation	Prior Year Factor	Adjusted Prior Year Allocation	Adjusted Prior Year Factor	Annual Tax Increment	Current Year Allocation
1031	EL SCH GEN OXNARD	20,687.74	.1937654564	20,687.74	.1937654564	1,012.39	21,700.13
2007	HI SCH GEN OXNARD	14,584.01	.1365965040	14,584.01	.1365965040	713.69	15,297.70
2015	VTA COM COLLEGE GEN	5,925.06	.0554954474	5,925.06	.0554954474	289.95	6,215.01
2019	VTA COLLEGE CHILD CTR	30.61	.0002866457	30.61	.0002866457	1.50	32.11
4001	COUNTY GENERAL FUND	20,391.41	.1909904754	20,391.41	.1909904754	997.88	21,389.29
4002	ERAF 92-93 SHIFT	5,753.11	.0538845482	5,753.11	.0538845482	281.54	6,034.65
4004	ERAF 93-94 SHIFT	13,001.89	.1217780463	13,001.89	.1217780463	636.27	13,638.16
4005	VENTURA CO OFFICE EDUC	1,732.13	.0162235836	1,732.13	.0162235836	84.77	1,816.90
6100	* VCWPD ADMIN	251.75	.0023578013	251.75	.0023578013	12.32	264.07
6120	* VCWPD ZONE 2	2,479.88	.0232267311	2,479.88	.0232267311	121.36	2,601.24
7770	UNITED WTR CONS DIST	623.62	.0058411084	623.62	.0058411084	30.52	654.14
8031	CITY OXNARD DIST #1	18,700.47	.1751522358	18,700.47	.1751522358	915.14	19,615.61
8600	CALLEGUAS MUN WTR	2,605.29	.0244014164	2,605.29	.0244014164	127.49	2,732.78
TRA 03269	Totals:	106,766.97	1.0000000000	106,766.97	1.0000000000	5,224.82	111,991.79

*** Gross Assessed Valuation Information(Assessed valuations Minus Local Exemptions) ***

	Prior Year A/V	Transfers	Current Year AVI	A/V
Secured	5,973,567			6,113,449
Unsecured	4,895,600			5,278,200
State Assessed				
	10,869,167		522,482	11,391,649

Fund NO.	Description	Prior Year Allocation	Prior Year Factor	Adjusted Prior Year Allocation	Adjusted Prior Year Factor	Annual Tax Increment	Current Year Allocation
1031	EL SCH GEN OXNARD	2,098.98	.2021525640	2,098.98	.2021525640	21.62	2,120.60
2007	HI SCH GEN OXNARD	1,479.67	.1425066703	1,479.67	.1425066703	15.24	1,494.91
2015	VTA COM COLLEGE GEN	601.11	.0578931822	601.11	.0578931822	6.19	607.30
2019	VTA COLLEGE CHILD CTR	3.14	.0003026967	3.14	.0003026967	.03	3.17
4001	COUNTY GENERAL FUND	1,904.33	.1834118068	1,904.33	.1834118068	19.61	1,923.94
4002	ERAF 92-93 SHIFT	554.13	.0533697148	554.13	.0533697148	5.71	559.84
4004	ERAF 93-94 SHIFT	1,188.63	.1144754926	1,188.63	.1144754926	12.24	1,200.87
4005	VENTURA CO OFFICE EDUC	173.62	.0167215508	173.62	.0167215508	1.79	175.41
6100	* VCWPD ADMIN	26.30	.0025338642	26.30	.0025338642	.27	26.57
6120	* VCWPD ZONE 2	259.18	.0249627122	259.18	.0249627122	2.67	261.85
7770	UNITED WTR CONS DIST	64.27	.0061881943	64.27	.0061881943	.66	64.93
8031	CITY OXNARD DIST #1	1,903.04	.1832809218	1,903.04	.1832809218	19.60	1,922.64
8600	CALLEGUAS MUN WTR	126.69	.0122006293	126.69	.0122006293	1.30	127.99
TRA 03270	Totals:	10,383.09	1.0000000000	10,383.09	1.0000000000	106.93	10,490.02

*** Gross Assessed Valuation Information(Assessed valuations Minus Local Exemptions) ***

	Prior Year A/V	Transfers	Current Year AVI	A/V
Secured	1,032,427			1,043,120
Unsecured				
State Assessed				
	1,032,427		10,693	1,043,120

Fund NO.	Description	Prior Year Allocation	Prior Year Factor	Adjusted Prior Year Allocation	Adjusted Prior Year Factor	Annual Tax Increment	Current Year Allocation
1031	EL SCH GEN OXNARD	114,056.85	.1937648506	114,056.85	.1937648506	612.74	114,669.59
2007	HI SCH GEN OXNARD	80,405.87	.1365970876	80,405.87	.1365970876	431.96	80,837.83
2015	VTA COM COLLEGE GEN	32,666.25	.0554949164	32,666.25	.0554949164	175.49	32,841.74
2019	VTA COLLEGE CHILD CTR	168.92	.0002869370	168.92	.0002869370	.91	169.83
4001	COUNTY GENERAL FUND	109,338.39	.1857489335	109,338.39	.1857489335	587.37	109,925.76
4002	ERAF 92-93 SHIFT	32,267.59	.0548176174	32,267.59	.0548176174	173.35	32,440.94
4004	ERAF 93-94 SHIFT	71,595.98	.1216304248	71,595.98	.1216304248	384.63	71,980.61
4005	VENTURA CO OFFICE EDUC	9,549.23	.0162226591	9,549.23	.0162226591	51.30	9,600.53
6100	* VCWPD ADMIN	1,348.62	.0022911400	1,348.62	.0022911400	7.25	1,355.87
6120	* VCWPD ZONE 2	13,290.57	.0225786045	13,290.57	.0225786045	71.40	13,361.97
7770	UNITED WTR CONS DIST	3,315.41	.0056323599	3,315.41	.0056323599	17.81	3,333.22
8031	CITY OXNARD DIST #1	99,835.59	.1696051167	99,835.59	.1696051167	536.34	100,371.93
8600	CALLEGUAS MUN WTR	20,796.13	.0353293525	20,796.13	.0353293525	111.72	20,907.85
TRA 03271	Totals:	588,635.40	1.0000000000	588,635.40	1.0000000000	3,162.27	591,797.67

*** Gross Assessed Valuation Information(Assessed valuations Minus Local Exemptions) ***

	Prior Year A/V	Transfers	Current Year AVI	A/V
Secured	40,764,602		41,930,979	
Unsecured	11,834,030		10,983,880	
State Assessed				
	52,598,632		316,227	52,914,859

Fund NO.	Description	Prior Year Allocation	Prior Year Factor	Adjusted Prior Year Allocation	Adjusted Prior Year Factor	Annual Tax Increment	Current Year Allocation
1031	EL SCH GEN OXNARD	2,995.31	.2033963770	2,995.31	.2033963770	29.06	3,024.37
2007	HI SCH GEN OXNARD	2,111.62	.1433868497	2,111.62	.1433868497	20.49	2,132.11
2015	VTA COM COLLEGE GEN	857.95	.0582585521	857.95	.0582585521	8.32	866.27
2019	VTA COLLEGE CHILD CTR	4.56	.0003089956	4.56	.0003089956	.04	4.60
4001	COUNTY GENERAL FUND	2,491.15	.1691622356	2,491.15	.1691622356	24.16	2,515.31
4002	ERAF 92-93 SHIFT	782.85	.0531601241	782.85	.0531601241	7.60	790.45
4004	ERAF 93-94 SHIFT	1,688.96	.1146888800	1,688.96	.1146888800	16.39	1,705.35
4005	VENTURA CO OFFICE EDUC	250.68	.0170205096	250.68	.0170205096	2.43	253.11
6100	* VCWPD ADMIN	35.24	.0023947162	35.24	.0023947162	.34	35.58
6120	* VCWPD ZONE 2	347.91	.0236252913	347.91	.0236252913	3.38	351.29
7770	UNITED WTR CONS DIST	86.08	.0058451674	86.08	.0058451674	.84	86.92
8031	CITY OXNARD DIST #1	2,550.91	.1732178033	2,550.91	.1732178033	24.75	2,575.66
8600	CALLEGUAS MUN WTR	523.30	.0355344981	523.30	.0355344981	5.08	528.38
TRA 03272	Totals:	14,726.52	1.0000000000	14,726.52	1.0000000000	142.88	14,869.40

*** Gross Assessed Valuation Information(Assessed valuations Minus Local Exemptions) ***

	Prior Year A/V	Transfers	Current Year AVI	A/V
Secured	1,456,560			1,471,648
Unsecured	12,100			11,300
State Assessed				
	1,468,660		14,288	1,482,948

Fund NO.	Description	Prior Year Allocation	Prior Year Factor	Adjusted Prior Year Allocation	Adjusted Prior Year Factor	Annual Tax Increment	Current Year Allocation
1037	EL SCH GEN RIO	91,667.57	.1955573424	91,667.57	.1955573424	2,505.52	94,173.09
2007	HI SCH GEN OXNARD	64,759.72	.1381539636	64,759.72	.1381539636	1,770.06	66,529.78
2015	VTA COM COLLEGE GEN	26,309.50	.0561268745	26,309.50	.0561268745	719.11	27,028.61
2019	VTA COLLEGE CHILD CTR	135.94	.0002899950	135.94	.0002899950	3.72	139.66
4001	COUNTY GENERAL FUND	91,512.29	.1952259649	91,512.29	.1952259649	2,501.28	94,013.57
4002	ERAF 92-93 SHIFT	24,843.27	.0529989484	24,843.27	.0529989484	679.03	25,522.30
4004	ERAF 93-94 SHIFT	56,040.39	.1195527773	56,040.39	.1195527773	1,531.74	57,572.13
4005	VENTURA CO OFFICE EDUC	11,824.12	.0252247936	11,824.12	.0252247936	323.19	12,147.31
6100	* VCWPD ADMIN	1,150.68	.0024548009	1,150.68	.0024548009	31.45	1,182.13
6120	* VCWPD ZONE 2	11,341.47	.0241950750	11,341.47	.0241950750	309.99	11,651.46
7770	UNITED WTR CONS DIST	2,830.75	.0060389407	2,830.75	.0060389407	77.37	2,908.12
8031	CITY OXNARD DIST #1	80,615.94	.1719804674	80,615.94	.1719804674	2,203.45	82,819.39
8600	CALLEGUAS MUN WTR	5,718.77	.0122000563	5,718.77	.0122000563	156.31	5,875.08
TRA 03273	Totals:	468,750.41	1.0000000000	468,750.41	1.0000000000	12,812.22	481,562.63

*** Gross Assessed Valuation Information(Assessed valuations Minus Local Exemptions) ***

	Prior Year A/V	Transfers	Current Year AVI	A/V
Secured	46,456,526		47,794,848	
Unsecured	377,750		320,650	
State Assessed				
	46,834,276		1,281,222	48,115,498

Fund NO.	Description	Prior Year Allocation	Prior Year Factor	Adjusted Prior Year Allocation	Adjusted Prior Year Factor	Annual Tax Increment	Current Year Allocation
1029	EL SCH GEN OCN VIEW		.1701900190		.1701900190		
2007	HI SCH GEN OXNARD		.1291402751		.1291402751		
2015	VTA COM COLLEGE GEN		.0524670190		.0524670190		
2019	VTA COLLEGE CHILD CTR		.0002622342		.0002622342		
4001	COUNTY GENERAL FUND		.1886662312		.1886662312		
4002	ERAF 92-93 SHIFT		.0574905246		.0574905246		
4004	ERAF 93-94 SHIFT		.0850849235		.0850849235		
4005	VENTURA CO OFFICE EDUC		.0235405656		.0235405656		
6100	* VCWPD ADMIN		.0022995925		.0022995925		
6120	* VCWPD ZONE 2		.0227135192		.0227135192		
7770	UNITED WTR CONS DIST		.0059507000		.0059507000		
8034	CITY OXNARD DIST #4		.2499904182		.2499904182		
8600	CALLEGUAS MUN WTR		.0122039779		.0122039779		
TRA 03274	Totals:		1.0000000000		1.0000000000		

Fund NO.	Description	Prior Year Allocation	Prior Year Factor	Adjusted Prior Year Allocation	Adjusted Prior Year Factor	Annual Tax Increment	Current Year Allocation
1037	EL SCH GEN RIO	5,706.81	.2010989710	5,706.81	.2010989710	52.31	5,759.12
2007	HI SCH GEN OXNARD	4,031.85	.1420758133	4,031.85	.1420758133	36.96	4,068.81
2015	VTA COM COLLEGE GEN	1,638.03	.0577207431	1,638.03	.0577207431	15.01	1,653.04
2019	VTA COLLEGE CHILD CTR	8.46	.0002982311	8.46	.0002982311	.08	8.54
4001	COUNTY GENERAL FUND	5,214.65	.1837556923	5,214.65	.1837556923	47.79	5,262.44
4002	ERAF 92-93 SHIFT	1,588.44	.0559737152	1,588.44	.0559737152	14.56	1,603.00
4004	ERAF 93-94 SHIFT	2,834.66	.0998891540	2,834.66	.0998891540	25.98	2,860.64
4005	VENTURA CO OFFICE EDUC	736.23	.0259429732	736.23	.0259429732	6.75	742.98
6100	* VCWPD ADMIN	73.84	.0026011796	73.84	.0026011796	.68	74.52
6120	* VCWPD ZONE 2	727.47	.0256348359	727.47	.0256348359	6.67	734.14
7770	UNITED WTR CONS DIST	182.65	.0064364726	182.65	.0064364726	1.67	184.32
8031	CITY OXNARD DIST #1	5,635.12	.1985722187	5,635.12	.1985722187	51.65	5,686.77
TRA 03275	Totals:	28,378.21	1.0000000000	28,378.21	1.0000000000	260.11	28,638.32

*** Gross Assessed Valuation Information(Assessed valuations Minus Local Exemptions) ***

	Prior Year	Transfers	Current Year	AVI	A/V
Secured	3,022,492				3,053,803
Unsecured	71,900				66,600
State Assessed					
	3,094,392		26,011		3,120,403

Fund NO.	Description	Prior Year Allocation	Prior Year Factor	Adjusted Prior Year Allocation	Adjusted Prior Year Factor	Annual Tax Increment	Current Year Allocation
1037	EL SCH GEN RIO	401,978.95	.2012260471	401,978.95	.2012260471	80,089.54	482,068.49
2007	HI SCH GEN OXNARD	283,996.79	.1421655377	283,996.79	.1421655377	56,582.99	340,579.78
2015	VTA COM COLLEGE GEN	115,379.33	.0577575576	115,379.33	.0577575576	22,987.96	138,367.29
2019	VTA COLLEGE CHILD CTR	596.81	.0002987636	596.81	.0002987636	118.91	715.72
4001	COUNTY GENERAL FUND	355,928.68	.1781737911	355,928.68	.1781737911	70,914.55	426,843.23
4002	ERAF 92-93 SHIFT	111,678.96	.0559052134	111,678.96	.0559052134	22,250.71	133,929.67
4004	ERAF 93-94 SHIFT	199,310.49	.0997725415	199,310.49	.0997725415	39,710.25	239,020.74
4005	VENTURA CO OFFICE EDUC	51,860.21	.0259606246	51,860.21	.0259606246	10,332.53	62,192.74
6100	* VCWPD ADMIN	5,049.24	.0025275849	5,049.24	.0025275849	1,006.00	6,055.24
6120	* VCWPD ZONE 2	49,749.39	.0249039761	49,749.39	.0249039761	9,911.98	59,661.37
7770	UNITED WTR CONS DIST	12,488.73	.0062517126	12,488.73	.0062517126	2,488.23	14,976.96
8031	CITY OXNARD DIST #1	385,260.93	.1928571970	385,260.93	.1928571970	76,758.67	462,019.60
8600	CALLEGUAS MUN WTR	24,370.23	.0121994528	24,370.23	.0121994528	4,855.48	29,225.71
TRA 03276	Totals:	1,997,648.74	1.0000000000	1,997,648.74	1.0000000000	398,007.80	2,395,656.54

*** Gross Assessed Valuation Information(Assessed valuations Minus Local Exemptions) ***

	Prior Year A/V	Transfers	Current Year AVI	A/V
Secured	200,083,871			239,884,651
Unsecured				
State Assessed				
	200,083,871		39,800,780	239,884,651

Fund NO.	Description	Prior Year Allocation	Prior Year Factor	Adjusted Prior Year Allocation	Adjusted Prior Year Factor	Annual Tax Increment	Current Year Allocation
1031	EL SCH GEN OXNARD	24,353.16	.2034200474	24,353.16	.2034200474	304.79	24,657.95
2007	HI SCH GEN OXNARD	17,168.12	.1434038976	17,168.12	.1434038976	214.86	17,382.98
2015	VTA COM COLLEGE GEN	6,974.80	.0582599362	6,974.80	.0582599362	87.29	7,062.09
2019	VTA COLLEGE CHILD CTR	36.11	.0003015636	36.11	.0003015636	.45	36.56
4001	COUNTY GENERAL FUND	21,506.97	.1796461279	21,506.97	.1796461279	269.16	21,776.13
4002	ERAF 92-93 SHIFT	6,343.09	.0529833955	6,343.09	.0529833955	79.39	6,422.48
4004	ERAF 93-94 SHIFT	13,735.26	.1147295979	13,735.26	.1147295979	171.90	13,907.16
4005	VENTURA CO OFFICE EDUC	2,038.84	.0170304538	2,038.84	.0170304538	25.52	2,064.36
6100	* VCWPD ADMIN	304.93	.0025470913	304.93	.0025470913	3.82	308.75
6120	* VCWPD ZONE 2	3,005.87	.0251078734	3,005.87	.0251078734	37.62	3,043.49
7770	UNITED WTR CONS DIST	742.62	.0062032389	742.62	.0062032389	9.29	751.91
8031	CITY OXNARD DIST #1	22,048.22	.1841671563	22,048.22	.1841671563	275.94	22,324.16
8600	CALLEGUAS MUN WTR	1,460.53	.0121996202	1,460.53	.0121996202	18.28	1,478.81
TRA 03277	Totals:	119,718.52	1.0000000000	119,718.52	1.0000000000	1,498.31	121,216.83

*** Gross Assessed Valuation Information(Assessed valuations Minus Local Exemptions) ***

	Prior Year A/V	Transfers	Current Year AVI	A/V
Secured	11,586,582		11,706,603	
Unsecured	454,010		483,820	
State Assessed				
	12,040,592		149,831	12,190,423

Fund NO.	Description	Prior Year Allocation	Prior Year Factor	Adjusted Prior Year Allocation	Adjusted Prior Year Factor	Annual Tax Increment	Current Year Allocation
1031	EL SCH GEN OXNARD	14,075.32	.1937645402	14,075.32	.1937645402	148.56	14,223.88
2007	HI SCH GEN OXNARD	9,922.54	.1365963507	9,922.54	.1365963507	104.73	10,027.27
2015	VTA COM COLLEGE GEN	4,031.24	.0554949646	4,031.24	.0554949646	42.55	4,073.79
2019	VTA COLLEGE CHILD CTR	20.82	.0002863902	20.82	.0002863902	.22	21.04
4001	COUNTY GENERAL FUND	14,298.40	.1968344076	14,298.40	.1968344076	150.89	14,449.29
4002	ERAF 92-93 SHIFT	3,918.09	.0539374728	3,918.09	.0539374728	41.35	3,959.44
4004	ERAF 93-94 SHIFT	8,846.15	.1217786008	8,846.15	.1217786008	93.37	8,939.52
4005	VENTURA CO OFFICE EDUC	1,178.42	.0162222388	1,178.42	.0162222388	12.44	1,190.86
6100	* VCWPD ADMIN	176.40	.0024284319	176.40	.0024284319	1.86	178.26
6120	* VCWPD ZONE 2	1,738.65	.0239351581	1,738.65	.0239351581	18.35	1,757.00
7770	UNITED WTR CONS DIST	437.31	.0060200787	437.31	.0060200787	4.62	441.93
8031	CITY OXNARD DIST #1	13,111.94	.1805023205	13,111.94	.1805023205	138.39	13,250.33
8600	CALLEGUAS MUN WTR	886.14	.0121990451	886.14	.0121990451	9.35	895.49
TRA 03278	Totals:	72,641.42	1.0000000000	72,641.42	1.0000000000	766.68	73,408.10

*** Gross Assessed Valuation Information(Assessed valuations Minus Local Exemptions) ***

	Prior Year A/V	Transfers	Current Year AVI	A/V
Secured	7,400,834			7,477,502
Unsecured				
State Assessed				
	7,400,834		76,668	7,477,502

Fund NO.	Description	Prior Year Allocation	Prior Year Factor	Adjusted Prior Year Allocation	Adjusted Prior Year Factor	Annual Tax Increment	Current Year Allocation
1031	EL SCH GEN OXNARD	68,970.76	.1930118229	68,970.76	.1930118229	1,166.94	70,137.70
2007	HI SCH GEN OXNARD	48,622.83	.1360688865	48,622.83	.1360688865	822.67	49,445.50
2015	VTA COM COLLEGE GEN	19,755.23	.0552841115	19,755.23	.0552841115	334.25	20,089.48
2019	VTA COLLEGE CHILD CTR	102.38	.0002865243	102.38	.0002865243	1.73	104.11
4001	COUNTY GENERAL FUND	71,189.14	.1992196343	71,189.14	.1992196343	1,204.47	72,393.61
4002	ERAF 92-93 SHIFT	20,428.08	.0571672061	20,428.08	.0571672061	345.63	20,773.71
4004	ERAF 93-94 SHIFT	39,677.45	.1110357100	39,677.45	.1110357100	671.32	40,348.77
4005	VENTURA CO OFFICE EDUC	5,771.39	.0161509229	5,771.39	.0161509229	97.65	5,869.04
6100	* VCWPD ADMIN	867.58	.0024279165	867.58	.0024279165	14.68	882.26
6120	* VCWPD ZONE 2	8,541.17	.0239021595	8,541.17	.0239021595	144.51	8,685.68
7770	UNITED WTR CONS DIST	2,252.49	.0063035348	2,252.49	.0063035348	38.11	2,290.60
8031	CITY OXNARD DIST #1	66,947.18	.1873488333	66,947.18	.1873488333	1,132.70	68,079.88
8600	CALLEGUAS MUN WTR	4,214.02	.0117927374	4,214.02	.0117927374	71.30	4,285.32
TRA 03279	Totals:	357,339.70	1.0000000000	357,339.70	1.0000000000	6,045.96	363,385.66

*** Gross Assessed Valuation Information(Assessed valuations Minus Local Exemptions) ***

	Prior Year A/V	Transfers	Current Year AVI	A/V
Secured	35,109,201		35,767,097	
Unsecured	627,700		574,400	
State Assessed				
	35,736,901		604,596	36,341,497

Fund NO.	Description	Prior Year Allocation	Prior Year Factor	Adjusted Prior Year Allocation	Adjusted Prior Year Factor	Annual Tax Increment	Current Year Allocation
1029	EL SCH GEN OCN VIEW		.1836670179		.1836670179		
2007	HI SCH GEN OXNARD		.1394910462		.1394910462		
2015	VTA COM COLLEGE GEN		.0565504241		.0565504241		
4001	COUNTY GENERAL FUND		.2099416699		.2099416699		
4002	ERAF 92-93 SHIFT		.0521601686		.0521601686		
4004	ERAF 93-94 SHIFT		.1232876712		.1232876712		
4005	VENTURA CO OFFICE EDUC		.0220231823		.0220231823		
6100	* VCWPD ADMIN		.0022128556		.0022128556		
6120	* VCWPD ZONE 2		.0250790306		.0250790306		
7770	UNITED WTR CONS DIST		.0063224447		.0063224447		
8031	CITY OXNARD DIST #1		.1792644889		.1792644889		
TRA 03280 Totals:			1.0000000000		1.0000000000		

No Taxable Parcels Within TRA=03280

Fund NO.	Description	Prior Year Allocation	Prior Year Factor	Adjusted Prior Year Allocation	Adjusted Prior Year Factor	Annual Tax Increment	Current Year Allocation
1031	EL SCH GEN OXNARD	734.49	.2034225197	734.49	.2034225197	7.94	742.43
2007	HI SCH GEN OXNARD	517.78	.1434057300	517.78	.1434057300	5.60	523.38
2015	VTA COM COLLEGE GEN	210.35	.0582603268	210.35	.0582603268	2.27	212.62
2019	VTA COLLEGE CHILD CTR	1.11	.0003013539	1.11	.0003013539	.01	1.12
4001	COUNTY GENERAL FUND	608.96	.1686635622	608.96	.1686635622	6.58	615.54
4002	ERAF 92-93 SHIFT	191.49	.0530382935	191.49	.0530382935	2.07	193.56
4004	ERAF 93-94 SHIFT	414.26	.1147297501	414.26	.1147297501	4.48	418.74
4005	VENTURA CO OFFICE EDUC	61.49	.0170308027	61.49	.0170308027	.66	62.15
6100	* VCWPD ADMIN	8.65	.0023936113	8.65	.0023936113	.09	8.74
6120	* VCWPD ZONE 2	85.11	.0235744882	85.11	.0235744882	.92	86.03
7770	UNITED WTR CONS DIST	21.02	.0058247412	21.02	.0058247412	.23	21.25
8031	CITY OXNARD DIST #1	624.33	.1729211290	624.33	.1729211290	6.75	631.08
8600	CALLEGUAS MUN WTR	131.53	.0364336914	131.53	.0364336914	1.42	132.95
TRA 03281	Totals:	3,610.57	1.0000000000	3,610.57	1.0000000000	39.02	3,649.59

*** Gross Assessed Valuation Information(Assessed valuations Minus Local Exemptions) ***

	Prior Year A/V	Transfers	Current Year AVI	A/V
Secured	376,855			380,757
Unsecured				
State Assessed				
	376,855		3,902	380,757

Fund NO.	Description	Prior Year Allocation	Prior Year Factor	Adjusted Prior Year Allocation	Adjusted Prior Year Factor	Annual Tax Increment	Current Year Allocation
1031	EL SCH GEN OXNARD	18,535.98	.1937652452	18,535.98	.1937652452	320.98	18,856.96
2007	HI SCH GEN OXNARD	13,067.10	.1365966322	13,067.10	.1365966322	226.28	13,293.38
2015	VTA COM COLLEGE GEN	5,308.80	.0554953278	5,308.80	.0554953278	91.93	5,400.73
2019	VTA COLLEGE CHILD CTR	27.42	.0002867367	27.42	.0002867367	.47	27.89
4001	COUNTY GENERAL FUND	17,712.66	.1851592174	17,712.66	.1851592174	306.75	18,019.41
4002	ERAF 92-93 SHIFT	5,165.07	.0539929062	5,165.07	.0539929062	89.44	5,254.51
4004	ERAF 93-94 SHIFT	11,649.59	.1217786314	11,649.59	.1217786314	201.73	11,851.32
4005	VENTURA CO OFFICE EDUC	1,551.88	.0162222248	1,551.88	.0162222248	26.87	1,578.75
6100	* VCWPD ADMIN	218.31	.0022821096	218.31	.0022821096	3.78	222.09
6120	* VCWPD ZONE 2	2,154.19	.0225186477	2,154.19	.0225186477	37.30	2,191.49
7770	UNITED WTR CONS DIST	541.66	.0056620671	541.66	.0056620671	9.38	551.04
8031	CITY OXNARD DIST #1	16,243.90	.1698050583	16,243.90	.1698050583	281.29	16,525.19
8600	CALLEGUAS MUN WTR	3,485.47	.0364351956	3,485.47	.0364351956	60.36	3,545.83
TRA 03282	Totals:	95,662.03	1.0000000000	95,662.03	1.0000000000	1,656.56	97,318.59

*** Gross Assessed Valuation Information(Assessed valuations Minus Local Exemptions) ***

	Prior Year A/V	Transfers	Current Year AVI	A/V
Secured	8,935,920			9,028,496
Unsecured	745,720			818,800
State Assessed				
	9,681,640		165,656	9,847,296

Fund NO.	Description	Prior Year Allocation	Prior Year Factor	Adjusted Prior Year Allocation	Adjusted Prior Year Factor	Annual Tax Increment	Current Year Allocation
1031	EL SCH GEN OXNARD	867,044.29	.2026901176	867,044.29	.2026901176	18,864.44	885,908.73
2007	HI SCH GEN OXNARD	611,233.99	.1428889914	611,233.99	.1428889914	13,298.73	624,532.72
2015	VTA COM COLLEGE GEN	248,325.66	.0580514251	248,325.66	.0580514251	5,402.87	253,728.53
2019	VTA COLLEGE CHILD CTR	1,283.54	.0003000582	1,283.54	.0003000582	27.93	1,311.47
4001	COUNTY GENERAL FUND	776,220.77	.1814581882	776,220.77	.1814581882	16,888.37	793,109.14
4002	ERAF 92-93 SHIFT	179,765.00	.0420239013	179,765.00	.0420239013	3,911.18	183,676.18
4004	ERAF 93-94 SHIFT	448,409.56	.1048253050	448,409.56	.1048253050	9,756.13	458,165.69
4005	VENTURA CO OFFICE EDUC	72,599.29	.0169716302	72,599.29	.0169716302	1,579.56	74,178.85
6100	* VCWPD ADMIN	10,786.03	.0025214638	10,786.03	.0025214638	234.67	11,020.70
6120	* VCWPD ZONE 2	106,286.31	.0248466947	106,286.31	.0248466947	2,312.49	108,598.80
7770	UNITED WTR CONS DIST	26,681.75	.0062374325	26,681.75	.0062374325	580.52	27,262.27
8031	CITY OXNARD DIST #1	889,670.56	.2079794909	889,670.56	.2079794909	19,356.73	909,027.29
8600	CALLEGUAS MUN WTR	39,377.38	.0092053011	39,377.38	.0092053011	856.74	40,234.12
TRA 03283	Totals:	4,277,684.13	1.0000000000	4,277,684.13	1.0000000000	93,070.36	4,370,754.49

*** Gross Assessed Valuation Information(Assessed valuations Minus Local Exemptions) ***

	Prior Year A/V	Transfers	Current Year AVI	A/V
Secured	423,384,556		433,161,532	
Unsecured	3,810,340		3,340,400	
State Assessed				
	427,194,896		9,307,036	436,501,932

Fund NO.	Description	Prior Year Allocation	Prior Year Factor	Adjusted Prior Year Allocation	Adjusted Prior Year Factor	Annual Tax Increment	Current Year Allocation
1031	EL SCH GEN OXNARD		.2034209560		.2034209560		
2007	HI SCH GEN OXNARD		.1434041590		.1434041590		
2015	VTA COM COLLEGE GEN		.0582604370		.0582604370		
2019	VTA COLLEGE CHILD CTR		.0003011010		.0003011010		
4001	COUNTY GENERAL FUND		.2189688560		.2189688560		
4002	ERAF 92-93 SHIFT		.0421722700		.0421722700		
4004	ERAF 93-94 SHIFT		.1053527490		.1053527490		
4005	VENTURA CO OFFICE EDUC		.0170327090		.0170327090		
6100	* VCWPD ADMIN		.0026258070		.0026258070		
6120	* VCWPD ZONE 2		.0258747040		.0258747040		
7770	UNITED WTR CONS DIST		.0064953880		.0064953880		
8031	CITY OXNARD DIST #1		.1760908640		.1760908640		
TRA 03284 Totals:			1.0000000000		1.0000000000		

Fund NO.	Description	Prior Year Allocation	Prior Year Factor	Adjusted Prior Year Allocation	Adjusted Prior Year Factor	Annual Tax Increment	Current Year Allocation
1029	EL SCH GEN OCN VIEW	41,099.98	.1697316164	41,099.98	.1697316164	967.95	42,067.93
2007	HI SCH GEN OXNARD	31,186.43	.1287913866	31,186.43	.1287913866	734.48	31,920.91
2015	VTA COM COLLEGE GEN	12,670.12	.0523242110	12,670.12	.0523242110	298.40	12,968.52
2019	VTA COLLEGE CHILD CTR	65.69	.0002712943	65.69	.0002712943	1.55	67.24
4001	COUNTY GENERAL FUND	44,231.81	.1826652855	44,231.81	.1826652855	1,041.71	45,273.52
4002	ERAF 92-93 SHIFT	13,935.61	.0575502080	13,935.61	.0575502080	328.20	14,263.81
4004	ERAF 93-94 SHIFT	20,546.85	.0848528365	20,546.85	.0848528365	483.90	21,030.75
4005	VENTURA CO OFFICE EDUC	5,692.37	.0235079681	5,692.37	.0235079681	134.06	5,826.43
6100	* VCWPD ADMIN	540.39	.0022316299	540.39	.0022316299	12.73	553.12
6120	* VCWPD ZONE 2	5,328.36	.0220047311	5,328.36	.0220047311	125.49	5,453.85
7770	UNITED WTR CONS DIST	1,401.87	.0057893403	1,401.87	.0057893403	33.02	1,434.89
8034	CITY OXNARD DIST #4	59,244.70	.2446644228	59,244.70	.2446644228	1,395.28	60,639.98
8600	CALLEGUAS MUN WTR	6,202.64	.0256150695	6,202.64	.0256150695	146.08	6,348.72
TRA 03285	Totals:	242,146.82	1.0000000000	242,146.82	1.0000000000	5,702.85	247,849.67

*** Gross Assessed Valuation Information(Assessed valuations Minus Local Exemptions) ***

	Prior Year A/V	Transfers	Current Year AVI	A/V
Secured	24,111,493			24,701,778
Unsecured	20,000			
State Assessed				
	24,131,493		570,285	24,701,778

Fund NO.	Description	Prior Year Allocation	Prior Year Factor	Adjusted Prior Year Allocation	Adjusted Prior Year Factor	Annual Tax Increment	Current Year Allocation
1031	EL SCH GEN OXNARD	89,262.23	.1927973374	89,262.23	.1927973374	3,127.34	92,389.57
2007	HI SCH GEN OXNARD	62,924.20	.1359098678	62,924.20	.1359098678	2,204.57	65,128.77
2015	VTA COM COLLEGE GEN	25,564.02	.0552156882	25,564.02	.0552156882	895.65	26,459.67
2019	VTA COLLEGE CHILD CTR	131.86	.0002847941	131.86	.0002847941	4.62	136.48
4001	COUNTY GENERAL FUND	95,828.96	.2069808029	95,828.96	.2069808029	3,357.40	99,186.36
4002	ERAF 92-93 SHIFT	26,849.91	.0579931025	26,849.91	.0579931025	940.70	27,790.61
4004	ERAF 93-94 SHIFT	55,345.99	.1195417001	55,345.99	.1195417001	1,939.07	57,285.06
4005	VENTURA CO OFFICE EDUC	7,472.41	.0161396645	7,472.41	.0161396645	261.80	7,734.21
6100	* VCWPD ADMIN	1,151.99	.0024881762	1,151.99	.0024881762	40.36	1,192.35
6120	* VCWPD ZONE 2	11,354.90	.0245254115	11,354.90	.0245254115	397.82	11,752.72
7770	UNITED WTR CONS DIST	2,922.82	.0063129992	2,922.82	.0063129992	102.40	3,025.22
8031	CITY OXNARD DIST #1	80,209.85	.1732451147	80,209.85	.1732451147	2,810.18	83,020.03
8600	CALLEGUAS MUN WTR	3,965.62	.0085653409	3,965.62	.0085653409	138.94	4,104.56
TRA 03286	Totals:	462,984.76	1.0000000000	462,984.76	1.0000000000	16,220.85	479,205.61

*** Gross Assessed Valuation Information(Assessed valuations Minus Local Exemptions) ***

	Prior Year A/V	Transfers	Current Year AVI	A/V
Secured	42,932,204		44,466,879	
Unsecured	2,238,340		2,325,750	
State Assessed				
	45,170,544		1,622,085	46,792,629

Fund NO.	Description	Prior Year Allocation	Prior Year Factor	Adjusted Prior Year Allocation	Adjusted Prior Year Factor	Annual Tax Increment	Current Year Allocation
1031	EL SCH GEN OXNARD	1,179,687.88	.1925268347	1,179,687.88	.1925268347	34,778.59	1,214,466.47
2007	HI SCH GEN OXNARD	832,783.57	.1359115289	832,783.57	.1359115289	24,551.44	857,335.01
2015	VTA COM COLLEGE GEN	338,332.94	.0552164418	338,332.94	.0552164418	9,974.45	348,307.39
2019	VTA COLLEGE CHILD CTR	1,747.76	.0002852375	1,747.76	.0002852375	51.53	1,799.29
4001	COUNTY GENERAL FUND	1,252,770.77	.2044540695	1,252,770.77	.2044540695	36,933.18	1,289,703.95
4002	ERAF 92-93 SHIFT	356,169.05	.0581273230	356,169.05	.0581273230	10,500.28	366,669.33
4004	ERAF 93-94 SHIFT	732,763.17	.1195880502	732,763.17	.1195880502	21,602.72	754,365.89
4005	VENTURA CO OFFICE EDUC	98,070.90	.0160053194	98,070.90	.0160053194	2,891.25	100,962.15
6100	* VCWPD ADMIN	15,249.44	.0024887322	15,249.44	.0024887322	449.57	15,699.01
6120	* VCWPD ZONE 2	150,901.16	.0246272968	150,901.16	.0246272968	4,448.74	155,349.90
7770	UNITED WTR CONS DIST	39,130.22	.0063861120	39,130.22	.0063861120	1,153.61	40,283.83
8031	CITY OXNARD DIST #1	1,077,117.79	.1757872387	1,077,117.79	.1757872387	31,754.70	1,108,872.49
8600	CALLEGUAS MUN WTR	52,669.95	.0085958153	52,669.95	.0085958153	1,552.77	54,222.72
TRA 03287	Totals:	6,127,394.60	1.0000000000	6,127,394.60	1.0000000000	180,642.83	6,308,037.43

*** Gross Assessed Valuation Information(Assessed valuations Minus Local Exemptions) ***

	Prior Year A/V	Transfers	Current Year AVI	A/V
Secured	594,839,598		611,140,399	
Unsecured	22,672,686		24,436,168	
State Assessed				
	617,512,284		18,064,283	635,576,567

Fund NO.	Description	Prior Year Allocation	Prior Year Factor	Adjusted Prior Year Allocation	Adjusted Prior Year Factor	Annual Tax Increment	Current Year Allocation
1031	EL SCH GEN OXNARD	4,924.22	.1928972109	4,924.22	.1928972109	81.29	5,005.51
2007	HI SCH GEN OXNARD	3,471.23	.1359783059	3,471.23	.1359783059	57.30	3,528.53
2015	VTA COM COLLEGE GEN	1,381.91	.0541327425	1,381.91	.0541327425	22.81	1,404.72
2019	VTA COLLEGE CHILD CTR	7.28	.0002852080	7.28	.0002852080	.12	7.40
4001	COUNTY GENERAL FUND	5,321.65	.2084681712	5,321.65	.2084681712	87.85	5,409.50
4002	ERAF 92-93 SHIFT	1,481.92	.0580512526	1,481.92	.0580512526	24.46	1,506.38
4004	ERAF 93-94 SHIFT	3,047.03	.1193605336	3,047.03	.1193605336	50.30	3,097.33
4005	VENTURA CO OFFICE EDUC	412.31	.0161511276	412.31	.0161511276	6.81	419.12
6100	* VCWPD ADMIN	63.53	.0024885542	63.53	.0024885542	1.05	64.58
6120	* VCWPD ZONE 2	626.08	.0245252788	626.08	.0245252788	10.33	636.41
7770	UNITED WTR CONS DIST	162.27	.0063561576	162.27	.0063561576	2.68	164.95
8031	CITY OXNARD DIST #1	4,407.96	.1726741619	4,407.96	.1726741619	72.76	4,480.72
8600	CALLEGUAS MUN WTR	220.35	.0086312952	220.35	.0086312952	3.64	223.99
TRA 03288	Totals:	25,527.74	1.0000000000	25,527.74	1.0000000000	421.40	25,949.14

*** Gross Assessed Valuation Information(Assessed valuations Minus Local Exemptions) ***

	Prior Year A/V	Transfers	Current Year AVI	A/V
Secured	4,069,423			4,111,563
Unsecured				
State Assessed				
	4,069,423		42,140	4,111,563

Fund NO.	Description	Prior Year Allocation	Prior Year Factor	Adjusted Prior Year Allocation	Adjusted Prior Year Factor	Annual Tax Increment	Current Year Allocation
1031	EL SCH GEN OXNARD	2,102.46	.1934755763	2,102.46	.1934755763	21.85	2,124.31
2007	HI SCH GEN OXNARD	1,497.26	.1377842866	1,497.26	.1377842866	15.56	1,512.82
2015	VTA COM COLLEGE GEN	608.31	.0559788690	608.31	.0559788690	6.32	614.63
2019	VTA COLLEGE CHILD CTR	3.12	.0002875792	3.12	.0002875792	.03	3.15
4001	COUNTY GENERAL FUND	2,149.43	.1977959955	2,149.43	.1977959955	22.35	2,171.78
4002	ERAF 92-93 SHIFT	610.32	.0561649496	610.32	.0561649496	6.34	616.66
4004	ERAF 93-94 SHIFT	1,280.58	.1178470707	1,280.58	.1178470707	13.31	1,293.89
4005	VENTURA CO OFFICE EDUC	239.63	.0220493525	239.63	.0220493525	2.49	242.12
6100	* VCWPD ADMIN	27.42	.0025229640	27.42	.0025229640	.28	27.70
6120	* VCWPD ZONE 2	270.16	.0248623124	270.16	.0248623124	2.81	272.97
7770	UNITED WTR CONS DIST	129.46	.0119139969	129.46	.0119139969	1.35	130.81
8031	CITY OXNARD DIST #1	1,948.57	.1793170473	1,948.57	.1793170473	20.25	1,968.82
TRA 03289	Totals:	10,866.72	1.0000000000	10,866.72	1.0000000000	112.94	10,979.66

*** Gross Assessed Valuation Information(Assessed valuations Minus Local Exemptions) ***

	Prior Year	Transfers	Current Year	AVI	A/V
Secured	1,090,369				1,101,663
Unsecured					
State Assessed					
	1,090,369		11,294		1,101,663

Fund NO.	Description	Prior Year Allocation	Prior Year Factor	Adjusted Prior Year Allocation	Adjusted Prior Year Factor	Annual Tax Increment	Current Year Allocation
1031	EL SCH GEN OXNARD		.1926455916		.1926455916		
2007	HI SCH GEN OXNARD		.1358019818		.1358019818		
2015	VTA COM COLLEGE GEN		.0551729848		.0551729848		
2019	VTA COLLEGE CHILD CTR		.0002859253		.0002859253		
4001	COUNTY GENERAL FUND		.2073488434		.2073488434		
4002	ERAF 92-93 SHIFT		.0581496434		.0581496434		
4004	ERAF 93-94 SHIFT		.1197953887		.1197953887		
4005	VENTURA CO OFFICE EDUC		.0161311780		.0161311780		
6100	* VCWPD ADMIN		.0024870042		.0024870042		
6120	* VCWPD ZONE 2		.0245061371		.0245061371		
7770	UNITED WTR CONS DIST		.0063087780		.0063087780		
8031	CITY OXNARD DIST #1		.1728080402		.1728080402		
8600	CALLEGUAS MUN WTR		.0085585035		.0085585035		
TRA 03290	Totals:		1.0000000000		1.0000000000		

Fund NO.	Description	Prior Year Allocation	Prior Year Factor	Adjusted Prior Year Allocation	Adjusted Prior Year Factor	Annual Tax Increment	Current Year Allocation
1031	EL SCH GEN OXNARD		.1981559680		.1981559680		
2007	HI SCH GEN OXNARD		.1396788790		.1396788790		
2015	VTA COM COLLEGE GEN		.0567515350		.0567515350		
2019	VTA COLLEGE CHILD CTR		.0002925080		.0002925080		
4001	COUNTY GENERAL FUND		.1930923840		.1930923840		
4002	ERAF 92-93 SHIFT		.0483179540		.0483179540		
4004	ERAF 93-94 SHIFT		.1068343710		.1068343710		
4005	VENTURA CO OFFICE EDUC		.0165771110		.0165771110		
6100	* VCWPD ADMIN		.0025637490		.0025637490		
6120	* VCWPD ZONE 2		.0252024200		.0252024200		
7770	UNITED WTR CONS DIST		.0065089250		.0065089250		
8031	CITY OXNARD DIST #1		.1972219080		.1972219080		
8600	CALLEGUAS MUN WTR		.0088022880		.0088022880		
TRA 03291	Totals:		1.0000000000		1.0000000000		

Fund NO.	Description	Prior Year Allocation	Prior Year Factor	Adjusted Prior Year Allocation	Adjusted Prior Year Factor	Annual Tax Increment	Current Year Allocation
1031	EL SCH GEN OXNARD	987,783.50	.1935719597	987,783.50	.1935719597	75,006.37	1,062,789.87
2007	HI SCH GEN OXNARD	696,317.41	.1364545251	696,317.41	.1364545251	52,874.18	749,191.59
2015	VTA COM COLLEGE GEN	282,886.99	.0554362228	282,886.99	.0554362228	21,480.74	304,367.73
2019	VTA COLLEGE CHILD CTR	1,462.56	.0002866129	1,462.56	.0002866129	111.06	1,573.62
4001	COUNTY GENERAL FUND	1,042,160.59	.2042280141	1,042,160.59	.2042280141	79,135.45	1,121,296.04
4002	ERAF 92-93 SHIFT	295,257.62	.0578604508	295,257.62	.0578604508	22,420.10	317,677.72
4004	ERAF 93-94 SHIFT	613,741.94	.1202725408	613,741.94	.1202725408	46,603.89	660,345.83
4005	VENTURA CO OFFICE EDUC	82,710.82	.0162085055	82,710.82	.0162085055	6,280.56	88,991.38
6100	* VCWPD ADMIN	12,751.00	.0024987672	12,751.00	.0024987672	968.24	13,719.24
6120	* VCWPD ZONE 2	125,652.14	.0246235457	125,652.14	.0246235457	9,541.27	135,193.41
7770	UNITED WTR CONS DIST	32,255.77	.0063210327	32,255.77	.0063210327	2,449.31	34,705.08
8031	CITY OXNARD DIST #1	886,062.29	.1736380683	886,062.29	.1736380683	67,282.27	953,344.56
8600	CALLEGUAS MUN WTR	43,883.90	.0085997544	43,883.90	.0085997544	3,332.28	47,216.18
TRA 03294	Totals:	5,102,926.53	1.0000000000	5,102,926.53	1.0000000000	387,485.72	5,490,412.25

*** Gross Assessed Valuation Information(Assessed valuations Minus Local Exemptions) ***

	Prior Year A/V	Transfers	Current Year AVI	A/V
Secured	447,593,287		479,611,488	
Unsecured	68,166,637		74,897,008	
State Assessed				
	515,759,924		38,748,572	554,508,496

Fund NO.	Description	Prior Year Allocation	Prior Year Factor	Adjusted Prior Year Allocation	Adjusted Prior Year Factor	Annual Tax Increment	Current Year Allocation
1015	EL SCH GEN PT HUE	82,654.74	.1894610512	82,654.74	.1894610512	3,993.49	86,648.23
2007	HI SCH GEN OXNARD	59,194.28	.1356850375	59,194.28	.1356850375	2,859.99	62,054.27
2015	VTA COM COLLEGE GEN	24,048.71	.0551244866	24,048.71	.0551244866	1,161.92	25,210.63
2019	VTA COLLEGE CHILD CTR	124.33	.0002850213	124.33	.0002850213	6.01	130.34
4001	COUNTY GENERAL FUND	88,592.52	.2030715223	88,592.52	.2030715223	4,280.39	92,872.91
4002	ERAF 92-93 SHIFT	25,099.73	.0575335862	25,099.73	.0575335862	1,212.70	26,312.43
4004	ERAF 93-94 SHIFT	52,174.43	.1195941210	52,174.43	.1195941210	2,520.83	54,695.26
4005	VENTURA CO OFFICE EDUC	10,810.46	.0247796826	10,810.46	.0247796826	522.31	11,332.77
6100	* VCWPD ADMIN	1,083.99	.0024847189	1,083.99	.0024847189	52.37	1,136.36
6120	* VCWPD ZONE 2	10,681.80	.0244847381	10,681.80	.0244847381	516.09	11,197.89
7770	UNITED WTR CONS DIST	2,741.98	.0062851713	2,741.98	.0062851713	132.48	2,874.46
8031	CITY OXNARD DIST #1	75,324.92	.1726596459	75,324.92	.1726596459	3,639.35	78,964.27
8600	CALLEGUAS MUN WTR	3,730.59	.0085512171	3,730.59	.0085512171	180.24	3,910.83
TRA 03296	Totals:	436,262.48	1.0000000000	436,262.48	1.0000000000	21,078.17	457,340.65

*** Gross Assessed Valuation Information(Assessed valuations Minus Local Exemptions) ***

	Prior Year A/V	Transfers	Current Year AVI	A/V
Secured	44,184,291		46,292,108	
Unsecured	12,700		12,700	
State Assessed				
	44,196,991		2,107,817	46,304,808

Fund NO.	Description	Prior Year Allocation	Prior Year Factor	Adjusted Prior Year Allocation	Adjusted Prior Year Factor	Annual Tax Increment	Current Year Allocation
1015	EL SCH GEN PT HUE	226,925.64	.1889204807	226,925.64	.1889204807	4,618.36	231,544.00
2007	HI SCH GEN OXNARD	162,515.86	.1352979447	162,515.86	.1352979447	3,307.50	165,823.36
2015	VTA COM COLLEGE GEN	66,025.02	.0549672404	66,025.02	.0549672404	1,343.73	67,368.75
2019	VTA COLLEGE CHILD CTR	341.35	.0002841860	341.35	.0002841860	6.95	348.30
4001	COUNTY GENERAL FUND	243,229.31	.2024935731	243,229.31	.2024935731	4,950.15	248,179.46
4002	ERAF 92-93 SHIFT	69,191.89	.0576034507	69,191.89	.0576034507	1,408.18	70,600.07
4004	ERAF 93-94 SHIFT	143,720.86	.1196507441	143,720.86	.1196507441	2,924.99	146,645.85
4005	VENTURA CO OFFICE EDUC	29,679.68	.0247089735	29,679.68	.0247089735	604.04	30,283.72
6100	* VCWPD ADMIN	2,975.99	.0024775789	2,975.99	.0024775789	60.57	3,036.56
6120	* VCWPD ZONE 2	29,326.41	.0244148611	29,326.41	.0244148611	596.85	29,923.26
7770	UNITED WTR CONS DIST	7,536.21	.0062740985	7,536.21	.0062740985	153.38	7,689.59
8031	CITY OXNARD DIST #1	209,460.09	.1743802337	209,460.09	.1743802337	4,262.91	213,723.00
8600	CALLEGUAS MUN WTR	10,241.88	.0085266346	10,241.88	.0085266346	208.44	10,450.32
TRA 03297	Totals:	1,201,170.19	1.0000000000	1,201,170.19	1.0000000000	24,446.05	1,225,616.24

*** Gross Assessed Valuation Information(Assessed valuations Minus Local Exemptions) ***

	Prior Year A/V	Current Year AVI	
Secured	117,285,341	119,667,196	Transfers
Unsecured	4,518,400	4,581,150	
State Assessed			
	121,803,741	124,248,346	

Fund NO.	Description	Prior Year Allocation	Prior Year Factor	Adjusted Prior Year Allocation	Adjusted Prior Year Factor	Annual Tax Increment	Current Year Allocation
1031	EL SCH GEN OXNARD	114,754.77	.1930173751	114,754.77	.1930173751	995.04	115,749.81
2007	HI SCH GEN OXNARD	80,894.00	.1360636301	80,894.00	.1360636301	701.43	81,595.43
2015	VTA COM COLLEGE GEN	32,864.65	.0552782984	32,864.65	.0552782984	284.97	33,149.62
2019	VTA COLLEGE CHILD CTR	169.87	.0002857451	169.87	.0002857451	1.47	171.34
4001	COUNTY GENERAL FUND	121,069.96	.2036394746	121,069.96	.2036394746	1,049.79	122,119.75
4002	ERAF 92-93 SHIFT	34,440.04	.0579281042	34,440.04	.0579281042	298.63	34,738.67
4004	ERAF 93-94 SHIFT	71,538.74	.1203280857	71,538.74	.1203280857	620.31	72,159.05
4005	VENTURA CO OFFICE EDUC	9,608.75	.0161619107	9,608.75	.0161619107	83.32	9,692.07
6100	* VCWPD ADMIN	1,481.34	.0024915876	1,481.34	.0024915876	12.84	1,494.18
6120	* VCWPD ZONE 2	14,597.53	.0245530141	14,597.53	.0245530141	126.57	14,724.10
7770	UNITED WTR CONS DIST	3,751.33	.0063097342	3,751.33	.0063097342	32.53	3,783.86
8031	CITY OXNARD DIST #1	104,261.66	.1753679958	104,261.66	.1753679958	904.05	105,165.71
8600	CALLEGUAS MUN WTR	5,098.14	.0085750444	5,098.14	.0085750444	44.21	5,142.35
TRA 03298	Totals:	594,530.78	1.0000000000	594,530.78	1.0000000000	5,155.16	599,685.94

*** Gross Assessed Valuation Information(Assessed valuations Minus Local Exemptions) ***

	Prior Year A/V	Transfers	Current Year AVI	A/V
Secured	52,876,826		53,742,942	
Unsecured	7,051,300		6,700,700	
State Assessed				
	59,928,126		515,516	60,443,642

Fund NO.	Description	Prior Year Allocation	Prior Year Factor	Adjusted Prior Year Allocation	Adjusted Prior Year Factor	Annual Tax Increment	Current Year Allocation
1015	EL SCH GEN PT HUE	4,714.45	.1952866376	4,714.45	.1952866376	96.36	4,810.81
2007	HI SCH GEN OXNARD	3,376.29	.1398563009	3,376.29	.1398563009	69.01	3,445.30
2015	VTA COM COLLEGE GEN	1,371.66	.0568186532	1,371.66	.0568186532	28.04	1,399.70
2019	VTA COLLEGE CHILD CTR	7.08	.0002931505	7.08	.0002931505	.14	7.22
4001	COUNTY GENERAL FUND	4,603.60	.1906971729	4,603.60	.1906971729	94.10	4,697.70
4002	ERAF 92-93 SHIFT	1,282.57	.0531279989	1,282.57	.0531279989	26.21	1,308.78
4004	ERAF 93-94 SHIFT	2,819.97	.1168121818	2,819.97	.1168121818	57.64	2,877.61
4005	VENTURA CO OFFICE EDUC	613.28	.0254031511	613.28	.0254031511	12.53	625.81
6100	* VCWPD ADMIN	61.81	.0025609186	61.81	.0025609186	1.26	63.07
6120	* VCWPD ZONE 2	609.25	.0252372168	609.25	.0252372168	12.45	621.70
7770	UNITED WTR CONS DIST	151.59	.0062792286	151.59	.0062792286	3.10	154.69
8031	CITY OXNARD DIST #1	4,529.52	.1876273891	4,529.52	.1876273891	92.58	4,622.10
TRA 03300	Totals:	24,141.07	1.0000000000	24,141.07	1.0000000000	493.42	24,634.49

*** Gross Assessed Valuation Information(Assessed valuations Minus Local Exemptions) ***

	Prior Year	Transfers	Current Year
Secured	2,443,455		2,492,797
Unsecured			
State Assessed			
	2,443,455		49,342
			2,492,797

Fund NO.	Description	Prior Year Allocation	Prior Year Factor	Adjusted Prior Year Allocation	Adjusted Prior Year Factor	Annual Tax Increment	Current Year Allocation
1037	EL SCH GEN RIO		.1915641641		.1915641641		
2007	HI SCH GEN OXNARD		.1353330100		.1353330100		
2015	VTA COM COLLEGE GEN		.0549812369		.0549812369		
2019	VTA COLLEGE CHILD CTR		.0002842127		.0002842127		
4001	COUNTY GENERAL FUND		.2025459317		.2025459317		
4002	ERAF 92-93 SHIFT		.0573842718		.0573842718		
4004	ERAF 93-94 SHIFT		.1192838711		.1192838711		
4005	VENTURA CO OFFICE EDUC		.0247148193		.0247148193		
6100	* VCWPD ADMIN		.0024780689		.0024780689		
6120	* VCWPD ZONE 2		.0244213276		.0244213276		
7770	UNITED WTR CONS DIST		.0062689461		.0062689461		
8031	CITY OXNARD DIST #1		.1722112389		.1722112389		
8600	CALLEGUAS MUN WTR		.0085289009		.0085289009		
TRA 03301	Totals:		1.0000000000		1.0000000000		

Fund NO.	Description	Prior Year Allocation	Prior Year Factor	Adjusted Prior Year Allocation	Adjusted Prior Year Factor	Annual Tax Increment	Current Year Allocation
1037	EL SCH GEN RIO	565,224.67	.1916825733	565,224.67	.1916825733	150,847.17	716,071.84
2007	HI SCH GEN OXNARD	399,309.83	.1354164843	399,309.83	.1354164843	106,567.81	505,877.64
2015	VTA COM COLLEGE GEN	162,226.91	.0550154209	162,226.91	.0550154209	43,295.12	205,522.03
2019	VTA COLLEGE CHILD CTR	838.71	.0002844283	838.71	.0002844283	223.83	1,062.54
4001	COUNTY GENERAL FUND	596,329.51	.2022310318	596,329.51	.2022310318	159,148.43	755,477.94
4002	ERAF 92-93 SHIFT	169,155.98	.0573652420	169,155.98	.0573652420	45,144.34	214,300.32
4004	ERAF 93-94 SHIFT	351,434.53	.1191807096	351,434.53	.1191807096	93,790.85	445,225.38
4005	VENTURA CO OFFICE EDUC	72,910.61	.0247259120	72,910.61	.0247259120	19,458.39	92,369.00
6100	* VCWPD ADMIN	7,308.78	.0024785957	7,308.78	.0024785957	1,950.56	9,259.34
6120	* VCWPD ZONE 2	72,023.26	.0244249857	72,023.26	.0244249857	19,221.57	91,244.83
7770	UNITED WTR CONS DIST	18,486.00	.0062690909	18,486.00	.0062690909	4,933.54	23,419.54
8031	CITY OXNARD DIST #1	508,387.68	.1724076613	508,387.68	.1724076613	135,678.52	644,066.20
8600	CALLEGUAS MUN WTR	25,117.08	.0085178642	25,117.08	.0085178642	6,703.25	31,820.33
TRA 03302	Totals:	2,948,753.55	1.0000000000	2,948,753.55	1.0000000000	786,963.38	3,735,716.93

*** Gross Assessed Valuation Information(Assessed valuations Minus Local Exemptions) ***

	Prior Year A/V	Transfers	Current Year AVI	A/V
Secured	280,021,403		358,373,431	
Unsecured	14,783,590		15,127,900	
State Assessed				
	294,804,993		78,696,338	373,501,331

Fund NO.	Description	Prior Year Allocation	Prior Year Factor	Adjusted Prior Year Allocation	Adjusted Prior Year Factor	Annual Tax Increment	Current Year Allocation
1015	EL SCH GEN PT HUE	39,097.29	.1889205404	39,097.29	.1889205404	903.35	40,000.64
2007	HI SCH GEN OXNARD	28,000.05	.1352979281	28,000.05	.1352979281	646.95	28,647.00
2015	VTA COM COLLEGE GEN	11,375.53	.0549672580	11,375.53	.0549672580	262.83	11,638.36
2019	VTA COLLEGE CHILD CTR	58.77	.0002841141	58.77	.0002841141	1.36	60.13
4001	COUNTY GENERAL FUND	41,906.31	.2024936999	41,906.31	.2024936999	968.25	42,874.56
4002	ERAF 92-93 SHIFT	11,920.81	.0576021445	11,920.81	.0576021445	275.43	12,196.24
4004	ERAF 93-94 SHIFT	24,761.87	.1196508564	24,761.87	.1196508564	572.13	25,334.00
4005	VENTURA CO OFFICE EDUC	5,113.52	.0247088616	5,113.52	.0247088616	118.15	5,231.67
6100	* VCWPD ADMIN	512.74	.0024775961	512.74	.0024775961	11.85	524.59
6120	* VCWPD ZONE 2	5,052.66	.0244148337	5,052.66	.0244148337	116.74	5,169.40
7770	UNITED WTR CONS DIST	1,298.42	.0062742071	1,298.42	.0062742071	30.00	1,328.42
8031	CITY OXNARD DIST #1	36,088.32	.1743811511	36,088.32	.1743811511	833.83	36,922.15
8600	CALLEGUAS MUN WTR	1,764.64	.0085268090	1,764.64	.0085268090	40.77	1,805.41
TRA 03303	Totals:	206,950.93	1.0000000000	206,950.93	1.0000000000	4,781.64	211,732.57

*** Gross Assessed Valuation Information(Assessed valuations Minus Local Exemptions) ***

	Prior Year A/V	Transfers	Current Year AVI	A/V
Secured	20,787,081			21,416,045
Unsecured	167,300			16,500
State Assessed				
	20,954,381		478,164	21,432,545

Fund NO.	Description	Prior Year Allocation	Prior Year Factor	Adjusted Prior Year Allocation	Adjusted Prior Year Factor	Annual Tax Increment	Current Year Allocation
1031	EL SCH GEN OXNARD	479,964.66	.1935665663	479,964.66	.1935665663	107,827.57-	372,137.09
2007	HI SCH GEN OXNARD	338,341.08	.1364507115	338,341.08	.1364507115	76,010.79-	262,330.29
2015	VTA COM COLLEGE GEN	137,457.18	.0554355624	137,457.18	.0554355624	30,880.76-	106,576.42
2019	VTA COLLEGE CHILD CTR	710.64	.0002865998	710.64	.0002865998	159.65-	550.99
4001	COUNTY GENERAL FUND	506,426.40	.2042383901	506,426.40	.2042383901	113,772.38-	392,654.02
4002	ERAF 92-93 SHIFT	143,470.20	.0578605757	143,470.20	.0578605757	32,231.63-	111,238.57
4004	ERAF 93-94 SHIFT	298,239.47	.1202780020	298,239.47	.1202780020	67,001.68-	231,237.79
4005	VENTURA CO OFFICE EDUC	40,189.08	.0162079936	40,189.08	.0162079936	9,028.77-	31,160.31
6100	* VCWPD ADMIN	6,195.71	.0024986887	6,195.71	.0024986887	1,391.91-	4,803.80
6120	* VCWPD ZONE 2	61,054.49	.0246228754	61,054.49	.0246228754	13,716.34-	47,338.15
7770	UNITED WTR CONS DIST	15,673.17	.0063208830	15,673.17	.0063208830	3,521.09-	12,152.08
8031	CITY OXNARD DIST #1	430,539.40	.1736336716	430,539.40	.1736336716	96,723.81-	333,815.59
8600	CALLEGUAS MUN WTR	21,323.13	.0085994799	21,323.13	.0085994799	4,790.40-	16,532.73
TRA 03305	Totals:	2,479,584.61	1.0000000000	2,479,584.61	1.0000000000	557,056.78-	1,922,527.83

*** Gross Assessed Valuation Information(Assessed valuations Minus Local Exemptions) ***

	Prior Year A/V	Transfers	Current Year AVI	A/V
Secured	234,898,757		175,139,959	
Unsecured	12,463,980		16,517,100	
State Assessed				
	247,362,737		55,705,678-	191,657,059

Fund NO.	Description	Prior Year Allocation	Prior Year Factor	Adjusted Prior Year Allocation	Adjusted Prior Year Factor	Annual Tax Increment	Current Year Allocation
1029	EL SCH GEN OCN VIEW		.1802290536		.1802290536	8.36	8.36
2007	HI SCH GEN OXNARD		.1366284911		.1366284911	6.34	6.34
2015	VTA COM COLLEGE GEN		.0554550934		.0554550934	2.57	2.57
2019	VTA COLLEGE CHILD CTR		.0002009243		.0002009243	.01	.01
4001	COUNTY GENERAL FUND		.2049427367		.2049427367	9.52	9.52
4002	ERAF 92-93 SHIFT		.0582680330		.0582680330	2.70	2.70
4004	ERAF 93-94 SHIFT		.1209563994		.1209563994	5.61	5.61
4005	VENTURA CO OFFICE EDUC		.0249146072		.0249146072	1.16	1.16
6100	* VCWPD ADMIN		.0024110910		.0024110910	.11	.11
6120	* VCWPD ZONE 2		.0247136829		.0247136829	1.15	1.15
7770	UNITED WTR CONS DIST		.0064295760		.0064295760	.30	.30
8031	CITY OXNARD DIST #1		.1762105686		.1762105686	8.18	8.18
8600	CALLEGUAS MUN WTR		.0086397428		.0086397428	.40	.40
TRA 03306	Totals:		1.0000000000		1.0000000000	46.41	46.41

*** Gross Assessed Valuation Information(Assessed valuations Minus Local Exemptions) ***

	Prior Year A/V	Transfers	Current Year AVI	A/V
Secured				
Unsecured				4,641
State Assessed				
			4,641	4,641

Fund NO.	Description	Prior Year Allocation	Prior Year Factor	Adjusted Prior Year Allocation	Adjusted Prior Year Factor	Annual Tax Increment	Current Year Allocation
1037	EL SCH GEN RIO		.2034198370		.2034198370		
2007	HI SCH GEN OXNARD		.1434040820		.1434040820		
2015	VTA COM COLLEGE GEN		.0582603310		.0582603310		
2019	VTA COLLEGE CHILD CTR		.0003004700		.0003004700		
4001	COUNTY GENERAL FUND		.1812265300		.1812265300		
4002	ERAF 92-93 SHIFT		.0563413400		.0563413400		
4004	ERAF 93-94 SHIFT		.1123104850		.1123104850		
4005	VENTURA CO OFFICE EDUC		.0170289000		.0170289000		
6100	* VCWPD ADMIN		.0025697880		.0025697880		
6120	* VCWPD ZONE 2		.0253282140		.0253282140		
7770	UNITED WTR CONS DIST		.0063994910		.0063994910		
8031	CITY OXNARD DIST #1		.1857857910		.1857857910		
8600	CALLEGUAS MUN WTR		.0076247410		.0076247410		
TRA 03307	Totals:		1.0000000000		1.0000000000		

No Taxable Parcels Within TRA=03307

Fund NO.	Description	Prior Year Allocation	Prior Year Factor	Adjusted Prior Year Allocation	Adjusted Prior Year Factor	Annual Tax Increment	Current Year Allocation
1031	EL SCH GEN OXNARD	25,104.94	.1995548982	25,104.94	.1995548982	187.96	25,292.90
2007	HI SCH GEN OXNARD	17,698.84	.1406850146	17,698.84	.1406850146	132.51	17,831.35
2015	VTA COM COLLEGE GEN	7,189.71	.0571495954	7,189.71	.0571495954	53.83	7,243.54
2019	VTA COLLEGE CHILD CTR	35.49	.0002820719	35.49	.0002820719	.27	35.76
4001	COUNTY GENERAL FUND	23,370.90	.1857714439	23,370.90	.1857714439	174.98	23,545.88
4002	ERAF 92-93 SHIFT	7,268.03	.0577723703	7,268.03	.0577723703	54.42	7,322.45
4004	ERAF 93-94 SHIFT	14,172.81	.1126572233	14,172.81	.1126572233	106.11	14,278.92
4005	VENTURA CO OFFICE EDUC	2,070.53	.0164583239	2,070.53	.0164583239	15.50	2,086.03
6100	* VCWPD ADMIN	322.24	.0025612533	322.24	.0025612533	2.41	324.65
6120	* VCWPD ZONE 2	3,193.11	.0253815080	3,193.11	.0253815080	23.91	3,217.02
7770	UNITED WTR CONS DIST	812.00	.0064543991	812.00	.0064543991	6.08	818.08
8031	CITY OXNARD DIST #1	23,450.51	.1864041366	23,450.51	.1864041366	175.58	23,626.09
8600	CALLEGUAS MUN WTR	1,115.62	.0088677615	1,115.62	.0088677615	8.35	1,123.97
TRA 03308	Totals:	125,804.73	1.0000000000	125,804.73	1.0000000000	941.91	126,746.64

*** Gross Assessed Valuation Information(Assessed valuations Minus Local Exemptions) ***

	Prior Year A/V	Transfers	Current Year AVI	A/V
Secured	12,278,033			12,405,224
Unsecured	320,600			287,600
State Assessed				
	12,598,633		94,191	12,692,824

Fund NO.	Description	Prior Year Allocation	Prior Year Factor	Adjusted Prior Year Allocation	Adjusted Prior Year Factor	Annual Tax Increment	Current Year Allocation
1037	EL SCH GEN RIO		.1848083260		.1848083260		
2007	HI SCH GEN OXNARD		.1302768370		.1302768370		
2015	VTA COM COLLEGE GEN		.0529273000		.0529273000		
2019	VTA COLLEGE CHILD CTR		.0002735020		.0002735020		
4001	COUNTY GENERAL FUND		.2240857650		.2240857650		
4002	ERAF 92-93 SHIFT		.0584905020		.0584905020		
4004	ERAF 93-94 SHIFT		.1276389830		.1276389830		
4005	VENTURA CO OFFICE EDUC		.0154717060		.0154717060		
6100	* VCWPD ADMIN		.0023853470		.0023853470		
6120	* VCWPD ZONE 2		.0235085410		.0235085410		
7770	UNITED WTR CONS DIST		.0061372430		.0061372430		
8031	CITY OXNARD DIST #1		.1657858150		.1657858150		
8600	CALLEGUAS MUN WTR		.0082101330		.0082101330		
TRA 03309 Totals:			1.0000000000		1.0000000000		

No Taxable Parcels Within TRA=03309

Fund NO.	Description	Prior Year Allocation	Prior Year Factor	Adjusted Prior Year Allocation	Adjusted Prior Year Factor	Annual Tax Increment	Current Year Allocation
1029	EL SCH GEN OCN VIEW	6,608.95	.1802210328	6,608.95	.1802210328	52.59-	6,556.36
2007	HI SCH GEN OXNARD	5,014.88	.1367518771	5,014.88	.1367518771	39.91-	4,974.97
2015	VTA COM COLLEGE GEN	2,037.38	.0555579452	2,037.38	.0555579452	16.21-	2,021.17
2019	VTA COLLEGE CHILD CTR	10.47	.0002854985	10.47	.0002854985	.08-	10.39
4001	COUNTY GENERAL FUND	7,505.66	.2046736258	7,505.66	.2046736258	59.74-	7,445.92
4002	ERAF 92-93 SHIFT	2,134.98	.0582193714	2,134.98	.0582193714	16.99-	2,117.99
4004	ERAF 93-94 SHIFT	4,434.91	.1209365532	4,434.91	.1209365532	35.29-	4,399.62
4005	VENTURA CO OFFICE EDUC	915.46	.0249636406	915.46	.0249636406	7.28-	908.18
6100	* VCWPD ADMIN	91.79	.0025030848	91.79	.0025030848	.73-	91.06
6120	* VCWPD ZONE 2	904.93	.0246765292	904.93	.0246765292	7.20-	897.73
7770	UNITED WTR CONS DIST	232.53	.0063409153	232.53	.0063409153	1.85-	230.68
8031	CITY OXNARD DIST #1	6,463.43	.1762525505	6,463.43	.1762525505	51.43-	6,412.00
8600	CALLEGUAS MUN WTR	316.01	.0086173756	316.01	.0086173756	2.51-	313.50
TRA 03310	Totals:	36,671.38	1.0000000000	36,671.38	1.0000000000	291.81-	36,379.57

*** Gross Assessed Valuation Information(Assessed valuations Minus Local Exemptions) ***

	Prior Year A/V	Transfers	Current Year AVI	A/V
Secured	3,612,274			3,583,093
Unsecured	34,200			34,200
State Assessed				
	3,646,474		29,181-	3,617,293

Fund NO.	Description	Prior Year Allocation	Prior Year Factor	Adjusted Prior Year Allocation	Adjusted Prior Year Factor	Annual Tax Increment	Current Year Allocation
1037	EL SCH GEN RIO	6,887.25	.1916047528	6,887.25	.1916047528	76.10	6,963.35
2007	HI SCH GEN OXNARD	4,865.35	.1353552912	4,865.35	.1353552912	53.76	4,919.11
2015	VTA COM COLLEGE GEN	1,976.65	.0549905865	1,976.65	.0549905865	21.84	1,998.49
2019	VTA COLLEGE CHILD CTR	10.23	.0002843570	10.23	.0002843570	.11	10.34
4001	COUNTY GENERAL FUND	7,281.63	.2025777782	7,281.63	.2025777782	80.47	7,362.10
4002	ERAF 92-93 SHIFT	2,063.02	.0573938449	2,063.02	.0573938449	22.80	2,085.82
4004	ERAF 93-94 SHIFT	4,288.39	.1193034296	4,288.39	.1193034296	47.38	4,335.77
4005	VENTURA CO OFFICE EDUC	882.31	.0245456574	882.31	.0245456574	9.75	892.06
6100	* VCWPD ADMIN	89.09	.0024784271	89.09	.0024784271	.98	90.07
6120	* VCWPD ZONE 2	877.97	.0244252804	877.97	.0244252804	9.70	887.67
7770	UNITED WTR CONS DIST	225.39	.0062703002	225.39	.0062703002	2.49	227.88
8031	CITY OXNARD DIST #1	6,191.18	.1722398508	6,191.18	.1722398508	68.41	6,259.59
8600	CALLEGUAS MUN WTR	306.63	.0085304439	306.63	.0085304439	3.39	310.02
TRA 03311	Totals:	35,945.09	1.0000000000	35,945.09	1.0000000000	397.18	36,342.27

*** Gross Assessed Valuation Information(Assessed valuations Minus Local Exemptions) ***

	Prior Year A/V	Transfers	Current Year AVI	A/V
Secured	3,568,557			3,605,525
Unsecured	27,500			30,250
State Assessed				
	3,596,057		39,718	3,635,775

Fund NO.	Description	Prior Year Allocation	Prior Year Factor	Adjusted Prior Year Allocation	Adjusted Prior Year Factor	Annual Tax Increment	Current Year Allocation
1031	EL SCH GEN OXNARD	5,352.77	.1935728999	5,352.77	.1935728999	55.76	5,408.53
2007	HI SCH GEN OXNARD	3,773.34	.1364554932	3,773.34	.1364554932	39.31	3,812.65
2015	VTA COM COLLEGE GEN	1,532.99	.0554371002	1,532.99	.0554371002	15.97	1,548.96
2019	VTA COLLEGE CHILD CTR	7.92	.0002863173	7.92	.0002863173	.08	8.00
4001	COUNTY GENERAL FUND	5,646.25	.2041854382	5,646.25	.2041854382	58.84	5,705.09
4002	ERAF 92-93 SHIFT	1,595.37	.0576936564	1,595.37	.0576936564	16.62	1,611.99
4004	ERAF 93-94 SHIFT	3,325.38	.1202561527	3,325.38	.1202561527	34.64	3,360.02
4005	VENTURA CO OFFICE EDUC	449.87	.0162687507	449.87	.0162687507	4.69	454.56
6100	* VCWPD ADMIN	69.13	.0024987691	69.13	.0024987691	.72	69.85
6120	* VCWPD ZONE 2	687.56	.0248647765	687.56	.0248647765	7.16	694.72
7770	UNITED WTR CONS DIST	179.80	.0065021499	179.80	.0065021499	1.87	181.67
8031	CITY OXNARD DIST #1	4,801.60	.1736398664	4,801.60	.1736398664	50.02	4,851.62
8600	CALLEGUAS MUN WTR	230.57	.0083386295	230.57	.0083386295	2.40	232.97
TRA 03312	Totals:	27,652.55	1.0000000000	27,652.55	1.0000000000	288.08	27,940.63

*** Gross Assessed Valuation Information(Assessed valuations Minus Local Exemptions) ***

	Prior Year A/V	Transfers	Current Year AVI	A/V
Secured	2,781,033			2,809,841
Unsecured	18,500			18,500
State Assessed				
	2,799,533		28,808	2,828,341

Fund NO.	Description	Prior Year Allocation	Prior Year Factor	Adjusted Prior Year Allocation	Adjusted Prior Year Factor	Annual Tax Increment	Current Year Allocation
1037	EL SCH GEN RIO	55,667.71	.1915647388	55,667.71	.1915647388	1,111.94	56,779.65
2007	HI SCH GEN OXNARD	39,327.14	.1353332636	39,327.14	.1353332636	785.54	40,112.68
2015	VTA COM COLLEGE GEN	15,977.36	.0549815577	15,977.36	.0549815577	319.14	16,296.50
2019	VTA COLLEGE CHILD CTR	82.58	.0002842043	82.58	.0002842043	1.65	84.23
4001	COUNTY GENERAL FUND	58,858.91	.2025463696	58,858.91	.2025463696	1,175.68	60,034.59
4002	ERAF 92-93 SHIFT	16,675.27	.0573832778	16,675.27	.0573832778	333.08	17,008.35
4004	ERAF 93-94 SHIFT	34,662.90	.1192825731	34,662.90	.1192825731	692.37	35,355.27
4005	VENTURA CO OFFICE EDUC	7,182.19	.0247154609	7,182.19	.0247154609	143.46	7,325.65
6100	* VCWPD ADMIN	720.18	.0024782740	720.18	.0024782740	14.39	734.57
6120	* VCWPD ZONE 2	7,096.69	.0244212547	7,096.69	.0244212547	141.75	7,238.44
7770	UNITED WTR CONS DIST	1,821.75	.0062690720	1,821.75	.0062690720	36.39	1,858.14
8031	CITY OXNARD DIST #1	50,043.77	.1722115057	50,043.77	.1722115057	999.60	51,043.37
8600	CALLEGUAS MUN WTR	2,478.32	.0085284478	2,478.32	.0085284478	49.50	2,527.82
TRA 03313	Totals:	290,594.77	1.0000000000	290,594.77	1.0000000000	5,804.49	296,399.26

*** Gross Assessed Valuation Information(Assessed valuations Minus Local Exemptions) ***

	Prior Year A/V	Transfers	Current Year AVI	A/V
Secured	30,594,590			31,032,939
Unsecured	1,592,900			1,735,000
State Assessed				
	32,187,490		580,449	32,767,939

Fund NO.	Description	Prior Year Allocation	Prior Year Factor	Adjusted Prior Year Allocation	Adjusted Prior Year Factor	Annual Tax Increment	Current Year Allocation
1015	EL SCH GEN PT HUE	4,444.35	.1889217918	4,444.35	.1889217918	35.90	4,480.25
2007	HI SCH GEN OXNARD	3,182.97	.1353012148	3,182.97	.1353012148	25.71	3,208.68
2015	VTA COM COLLEGE GEN	1,293.13	.0549697695	1,293.13	.0549697695	10.44	1,303.57
2019	VTA COLLEGE CHILD CTR	6.63	.0002819711	6.63	.0002819711	.05	6.68
4001	COUNTY GENERAL FUND	4,763.68	.2024934788	4,763.68	.2024934788	38.50	4,802.18
4002	ERAF 92-93 SHIFT	1,355.07	.0576018747	1,355.07	.0576018747	10.94	1,366.01
4004	ERAF 93-94 SHIFT	2,814.80	.1196512545	2,814.80	.1196512545	22.73	2,837.53
4005	VENTURA CO OFFICE EDUC	581.12	.0247022452	581.12	.0247022452	4.69	585.81
6100	* VCWPD ADMIN	58.27	.0024770772	58.27	.0024770772	.47	58.74
6120	* VCWPD ZONE 2	574.35	.0244146571	574.35	.0244146571	4.64	578.99
7770	UNITED WTR CONS DIST	147.59	.0062741389	147.59	.0062741389	1.19	148.78
8031	CITY OXNARD DIST #1	4,102.34	.1743828651	4,102.34	.1743828651	33.13	4,135.47
8600	CALLEGUAS MUN WTR	200.60	.0085276613	200.60	.0085276613	1.62	202.22
TRA 03314	Totals:	23,524.90	1.0000000000	23,524.90	1.0000000000	190.01	23,714.91

*** Gross Assessed Valuation Information(Assessed valuations Minus Local Exemptions) ***

	Prior Year A/V	Transfers	Current Year AVI	A/V
Secured	2,395,884			2,414,885
Unsecured				
State Assessed				
	2,395,884		19,001	2,414,885

Fund NO.	Description	Prior Year Allocation	Prior Year Factor	Adjusted Prior Year Allocation	Adjusted Prior Year Factor	Annual Tax Increment	Current Year Allocation
1031	EL SCH GEN OXNARD	36,309.43	.1935771863	36,309.43	.1935771863	268.94	36,578.37
2007	HI SCH GEN OXNARD	25,595.31	.1364567224	25,595.31	.1364567224	189.58	25,784.89
2015	VTA COM COLLEGE GEN	10,398.45	.0554375003	10,398.45	.0554375003	77.02	10,475.47
2019	VTA COLLEGE CHILD CTR	53.33	.0002843418	53.33	.0002843418	.40	53.73
4001	COUNTY GENERAL FUND	38,307.91	.2042319990	38,307.91	.2042319990	283.73	38,591.64
4002	ERAF 92-93 SHIFT	10,852.69	.0578591427	10,852.69	.0578591427	80.38	10,933.07
4004	ERAF 93-94 SHIFT	22,560.47	.1202770105	22,560.47	.1202770105	167.10	22,727.57
4005	VENTURA CO OFFICE EDUC	3,037.38	.0161933245	3,037.38	.0161933245	22.50	3,059.88
6100	* VCWPD ADMIN	468.39	.0024971111	468.39	.0024971111	3.47	471.86
6120	* VCWPD ZONE 2	4,618.50	.0246227353	4,618.50	.0246227353	34.21	4,652.71
7770	UNITED WTR CONS DIST	1,185.41	.0063197711	1,185.41	.0063197711	8.78	1,194.19
8031	CITY OXNARD DIST #1	32,570.56	.1736440757	32,570.56	.1736440757	241.25	32,811.81
8600	CALLEGUAS MUN WTR	1,612.96	.0085990793	1,612.96	.0085990793	11.95	1,624.91
TRA 03315	Totals:	187,570.79	1.0000000000	187,570.79	1.0000000000	1,389.31	188,960.10

*** Gross Assessed Valuation Information(Assessed valuations Minus Local Exemptions) ***

	Prior Year A/V	Transfers	Current Year AVI	A/V
Secured	12,131,245			12,255,914
Unsecured	5,700,108			5,714,370
State Assessed				
	17,831,353		138,931	17,970,284

Fund NO.	Description	Prior Year Allocation	Prior Year Factor	Adjusted Prior Year Allocation	Adjusted Prior Year Factor	Annual Tax Increment	Current Year Allocation
1037	EL SCH GEN RIO	36,730.28	.1915641161	36,730.28	.1915641161	174.27	36,904.55
2007	HI SCH GEN OXNARD	25,948.57	.1353328521	25,948.57	.1353328521	123.11	26,071.68
2015	VTA COM COLLEGE GEN	10,542.08	.0549813677	10,542.08	.0549813677	50.02	10,592.10
2019	VTA COLLEGE CHILD CTR	54.49	.0002841871	54.49	.0002841871	.26	54.75
4001	COUNTY GENERAL FUND	38,835.73	.2025454588	38,835.73	.2025454588	184.26	39,019.99
4002	ERAF 92-93 SHIFT	11,002.81	.0573843559	11,002.81	.0573843559	52.20	11,055.01
4004	ERAF 93-94 SHIFT	22,871.40	.1192839755	22,871.40	.1192839755	108.51	22,979.91
4005	VENTURA CO OFFICE EDUC	4,738.90	.0247152352	4,738.90	.0247152352	22.48	4,761.38
6100	* VCWPD ADMIN	475.14	.0024781807	475.14	.0024781807	2.25	477.39
6120	* VCWPD ZONE 2	4,682.50	.0244211103	4,682.50	.0244211103	22.22	4,704.72
7770	UNITED WTR CONS DIST	1,202.00	.0062689979	1,202.00	.0062689979	5.70	1,207.70
8031	CITY OXNARD DIST #1	33,019.55	.1722111382	33,019.55	.1722111382	156.66	33,176.21
8600	CALLEGUAS MUN WTR	1,635.36	.0085290245	1,635.36	.0085290245	7.76	1,643.12
TRA 03316	Totals:	191,738.81	1.0000000000	191,738.81	1.0000000000	909.70	192,648.51

*** Gross Assessed Valuation Information(Assessed valuations Minus Local Exemptions) ***

	Prior Year A/V	Transfers	Current Year AVI	A/V
Secured	19,388,144			19,589,004
Unsecured	554,990			445,100
State Assessed				
	19,943,134		90,970	20,034,104

Fund NO.	Description	Prior Year Allocation	Prior Year Factor	Adjusted Prior Year Allocation	Adjusted Prior Year Factor	Annual Tax Increment	Current Year Allocation
1037	EL SCH GEN RIO		.1966666667		.1966666667		
2007	HI SCH GEN OXNARD		.1333333333		.1333333333		
2015	VTA COM COLLEGE GEN		.0533333333		.0533333333		
4001	COUNTY GENERAL FUND		.2066666667		.2066666667		
4002	ERAF 92-93 SHIFT		.0566666667		.0566666667		
4004	ERAF 93-94 SHIFT		.1166666667		.1166666667		
4005	VENTURA CO OFFICE EDUC		.0233333333		.0233333333		
6100	* VCWPD ADMIN		.0033333333		.0033333333		
6120	* VCWPD ZONE 2		.0233333333		.0233333333		
7770	UNITED WTR CONS DIST		.0066666667		.0066666667		
8031	CITY OXNARD DIST #1		.1700000000		.1700000000		
8600	CALLEGUAS MUN WTR		.0100000000		.0100000000		
TRA 03317	Totals:		1.0000000000		1.0000000000		

Fund NO.	Description	Prior Year Allocation	Prior Year Factor	Adjusted Prior Year Allocation	Adjusted Prior Year Factor	Annual Tax Increment	Current Year Allocation
1029	EL SCH GEN OCN VIEW	66,930.42	.1891078215	66,930.42	.1891078215	2,175.17	69,105.59
2007	HI SCH GEN OXNARD	47,932.51	.1354303836	47,932.51	.1354303836	1,557.76	49,490.27
2015	VTA COM COLLEGE GEN	19,473.37	.0550208351	19,473.37	.0550208351	632.86	20,106.23
2019	VTA COLLEGE CHILD CTR	100.63	.0002842888	100.63	.0002842888	3.27	103.90
4001	COUNTY GENERAL FUND	71,456.70	.2018964984	71,456.70	.2018964984	2,322.27	73,778.97
4002	ERAF 92-93 SHIFT	20,391.38	.0576146379	20,391.38	.0576146379	662.70	21,054.08
4004	ERAF 93-94 SHIFT	42,276.54	.1194497684	42,276.54	.1194497684	1,373.94	43,650.48
4005	VENTURA CO OFFICE EDUC	8,753.16	.0247314617	8,753.16	.0247314617	284.47	9,037.63
6100	* VCWPD ADMIN	877.81	.0024802202	877.81	.0024802202	28.53	906.34
6120	* VCWPD ZONE 2	8,649.58	.0244388701	8,649.58	.0244388701	281.10	8,930.68
7770	UNITED WTR CONS DIST	2,221.11	.0062756080	2,221.11	.0062756080	72.18	2,293.29
8031	CITY OXNARD DIST #1	61,844.75	.1747386187	61,844.75	.1747386187	2,009.89	63,854.64
8600	CALLEGUAS MUN WTR	3,019.35	.0085309876	3,019.35	.0085309876	98.13	3,117.48
TRA 03318	Totals:	353,927.31	1.0000000000	353,927.31	1.0000000000	11,502.27	365,429.58

*** Gross Assessed Valuation Information(Assessed valuations Minus Local Exemptions) ***

	Prior Year A/V	Transfers	Current Year AVI	A/V
Secured	35,410,236			36,560,463
Unsecured				
State Assessed				
	35,410,236		1,150,227	36,560,463

Fund NO.	Description	Prior Year Allocation	Prior Year Factor	Adjusted Prior Year Allocation	Adjusted Prior Year Factor	Annual Tax Increment	Current Year Allocation
1031	EL SCH GEN OXNARD	95,863.69	.1927129796	95,863.69	.1927129796	1,987.81	97,851.50
2007	HI SCH GEN OXNARD	67,576.80	.1358484017	67,576.80	.1358484017	1,401.26	68,978.06
2015	VTA COM COLLEGE GEN	27,454.33	.0551909006	27,454.33	.0551909006	569.29	28,023.62
2019	VTA COLLEGE CHILD CTR	141.29	.0002840206	141.29	.0002840206	2.93	144.22
4001	COUNTY GENERAL FUND	102,562.48	.2061793835	102,562.48	.2061793835	2,126.71	104,689.19
4002	ERAF 92-93 SHIFT	28,813.28	.0579228047	28,813.28	.0579228047	597.47	29,410.75
4004	ERAF 93-94 SHIFT	60,189.79	.1209984303	60,189.79	.1209984303	1,248.08	61,437.87
4005	VENTURA CO OFFICE EDUC	8,022.90	.0161282816	8,022.90	.0161282816	166.36	8,189.26
6100	* VCWPD ADMIN	1,236.93	.0024865938	1,236.93	.0024865938	25.65	1,262.58
6120	* VCWPD ZONE 2	12,194.55	.0245145009	12,194.55	.0245145009	252.86	12,447.41
7770	UNITED WTR CONS DIST	3,135.51	.0063032566	3,135.51	.0063032566	65.02	3,200.53
8031	CITY OXNARD DIST #1	85,992.44	.1728689430	85,992.44	.1728689430	1,783.12	87,775.56
8600	CALLEGUAS MUN WTR	4,258.86	.0085615031	4,258.86	.0085615031	88.31	4,347.17
TRA 03319	Totals:	497,442.85	1.0000000000	497,442.85	1.0000000000	10,314.87	507,757.72

*** Gross Assessed Valuation Information(Assessed valuations Minus Local Exemptions) ***

	Prior Year A/V	Transfers	Current Year AVI	A/V
Secured	50,764,577			51,796,064
Unsecured				
State Assessed				
	50,764,577		1,031,487	51,796,064

Fund NO.	Description	Prior Year Allocation	Prior Year Factor	Adjusted Prior Year Allocation	Adjusted Prior Year Factor	Annual Tax Increment	Current Year Allocation
1037	EL SCH GEN RIO	41,965.89	.1940922812	41,965.89	.1940922812	1,915.20	43,881.09
2007	HI SCH GEN OXNARD	29,647.38	.1371191442	29,647.38	.1371191442	1,353.02	31,000.40
2015	VTA COM COLLEGE GEN	12,044.73	.0557068968	12,044.73	.0557068968	549.69	12,594.42
2019	VTA COLLEGE CHILD CTR	62.22	.0002878239	62.22	.0002878239	2.84	65.06
4001	COUNTY GENERAL FUND	43,532.57	.2013380110	43,532.57	.2013380110	1,986.71	45,519.28
4002	ERAF 92-93 SHIFT	12,217.11	.0565041004	12,217.11	.0565041004	557.55	12,774.66
4004	ERAF 93-94 SHIFT	25,624.85	.1185149501	25,624.85	.1185149501	1,169.44	26,794.29
4005	VENTURA CO OFFICE EDUC	5,414.08	.0250400222	5,414.08	.0250400222	247.08	5,661.16
6100	* VCWPD ADMIN	531.57	.0024585403	531.57	.0024585403	24.26	555.83
6120	* VCWPD ZONE 2	5,238.60	.0242285333	5,238.60	.0242285333	239.07	5,477.67
7770	UNITED WTR CONS DIST	1,341.80	.0062058071	1,341.80	.0062058071	61.24	1,403.04
8031	CITY OXNARD DIST #1	36,941.67	.1708552591	36,941.67	.1708552591	1,685.91	38,627.58
8600	CALLEGUAS MUN WTR	1,653.74	.0076486304	1,653.74	.0076486304	75.47	1,729.21
TRA 03320	Totals:	216,216.21	1.0000000000	216,216.21	1.0000000000	9,867.48	226,083.69

*** Gross Assessed Valuation Information(Assessed valuations Minus Local Exemptions) ***

	Prior Year A/V	Transfers	Current Year AVI	A/V
Secured	21,144,427		21,363,475	
Unsecured	871,500		1,639,200	
State Assessed				
	22,015,927		986,748	23,002,675

Fund NO.	Description	Prior Year Allocation	Prior Year Factor	Adjusted Prior Year Allocation	Adjusted Prior Year Factor	Annual Tax Increment	Current Year Allocation
1037	EL SCH GEN RIO	32,385.14	.2033407822	32,385.14	.2033407822	311.17	32,696.31
2007	HI SCH GEN OXNARD	22,830.51	.1433488639	22,830.51	.1433488639	219.37	23,049.88
2015	VTA COM COLLEGE GEN	9,275.19	.0582373017	9,275.19	.0582373017	89.12	9,364.31
2019	VTA COLLEGE CHILD CTR	47.79	.0002999012	47.79	.0002999012	.46	48.25
4001	COUNTY GENERAL FUND	28,892.99	.1814148909	28,892.99	.1814148909	277.63	29,170.62
4002	ERAF 92-93 SHIFT	8,975.11	.0563531823	8,975.11	.0563531823	86.24	9,061.35
4004	ERAF 93-94 SHIFT	17,897.63	.1123762786	17,897.63	.1123762786	171.97	18,069.60
4005	VENTURA CO OFFICE EDUC	2,710.14	.0170164702	2,710.14	.0170164702	26.04	2,736.18
6100	* VCWPD ADMIN	409.25	.0025696077	409.25	.0025696077	3.93	413.18
6120	* VCWPD ZONE 2	4,033.10	.0253231484	4,033.10	.0253231484	38.75	4,071.85
7770	UNITED WTR CONS DIST	1,019.02	.0063982162	1,019.02	.0063982162	9.79	1,028.81
8031	CITY OXNARD DIST #1	29,574.04	.1856904299	29,574.04	.1856904299	284.16	29,858.20
8600	CALLEGUAS MUN WTR	1,215.34	.0076309268	1,215.34	.0076309268	11.68	1,227.02
TRA 03321	Totals:	159,265.25	1.0000000000	159,265.25	1.0000000000	1,530.31	160,795.56

*** Gross Assessed Valuation Information(Assessed valuations Minus Local Exemptions) ***

	Prior Year A/V	Transfers	Current Year AVI	A/V
Secured	15,726,646		15,889,557	
Unsecured	221,780		211,900	
State Assessed				
	15,948,426		153,031	16,101,457

Fund NO.	Description	Prior Year Allocation	Prior Year Factor	Adjusted Prior Year Allocation	Adjusted Prior Year Factor	Annual Tax Increment	Current Year Allocation
1037	EL SCH GEN RIO		.2010993310		.2010993310		
2007	HI SCH GEN OXNARD		.1420750480		.1420750480		
2015	VTA COM COLLEGE GEN		.0577194910		.0577194910		
2019	VTA COLLEGE CHILD CTR		.0002980930		.0002980930		
4001	COUNTY GENERAL FUND		.3010637190		.3010637190		
4005	VENTURA CO OFFICE EDUC		.0046444830		.0046444830		
6100	* VCWPD ADMIN		.0029633020		.0029633020		
6120	* VCWPD ZONE 2		.0302163890		.0302163890		
7770	UNITED WTR CONS DIST		.0103098560		.0103098560		
8031	CITY OXNARD DIST #1		.2374253300		.2374253300		
8600	CALLEGUAS MUN WTR		.0121849580		.0121849580		
TRA 03322 Totals:			1.0000000000		1.0000000000		

No Taxable Parcels Within TRA=03322

Fund NO.	Description	Prior Year Allocation	Prior Year Factor	Adjusted Prior Year Allocation	Adjusted Prior Year Factor	Annual Tax Increment	Current Year Allocation
1037	EL SCH GEN RIO	15,570.72	.2012570116	15,570.72	.2012570116	139.08	15,709.80
2007	HI SCH GEN OXNARD	11,000.93	.1421909847	11,000.93	.1421909847	98.26	11,099.19
2015	VTA COM COLLEGE GEN	4,470.44	.0577819828	4,470.44	.0577819828	39.93	4,510.37
2019	VTA COLLEGE CHILD CTR	20.91	.0002703251	20.91	.0002703251	.19	21.10
4001	COUNTY GENERAL FUND	13,892.33	.1795634250	13,892.33	.1795634250	124.09	14,016.42
4002	ERAF 92-93 SHIFT	4,324.06	.0558897074	4,324.06	.0558897074	38.62	4,362.68
4004	ERAF 93-94 SHIFT	8,611.48	.1113063459	8,611.48	.1113063459	76.92	8,688.40
4005	VENTURA CO OFFICE EDUC	2,007.78	.0259512063	2,007.78	.0259512063	17.93	2,025.71
6100	* VCWPD ADMIN	198.69	.0025680881	198.69	.0025680881	1.77	200.46
6120	* VCWPD ZONE 2	1,939.79	.0250726499	1,939.79	.0250726499	17.33	1,957.12
7770	UNITED WTR CONS DIST	491.50	.0063526390	491.50	.0063526390	4.39	495.89
8031	CITY OXNARD DIST #1	14,247.87	.1841589511	14,247.87	.1841589511	127.26	14,375.13
8600	CALLEGUAS MUN WTR	590.84	.0076366831	590.84	.0076366831	5.28	596.12
TRA 03323	Totals:	77,367.34	1.0000000000	77,367.34	1.0000000000	691.05	78,058.39

*** Gross Assessed Valuation Information(Assessed valuations Minus Local Exemptions) ***

	Prior Year A/V	Transfers	Current Year AVI	A/V
Secured	7,848,112		7,929,417	
Unsecured	627,700		615,500	
State Assessed				
	8,475,812		69,105	8,544,917

Fund NO.	Description	Prior Year Allocation	Prior Year Factor	Adjusted Prior Year Allocation	Adjusted Prior Year Factor	Annual Tax Increment	Current Year Allocation
1031	EL SCH GEN OXNARD		.2035297467		.2035297467		
2007	HI SCH GEN OXNARD		.1433722365		.1433722365		
2015	VTA COM COLLEGE GEN		.0582597969		.0582597969		
2019	VTA COLLEGE CHILD CTR		.0002846570		.0002846570		
4001	COUNTY GENERAL FUND		.1741151913		.1741151913		
4002	ERAF 92-93 SHIFT		.0529461998		.0529461998		
4004	ERAF 93-94 SHIFT		.1147167663		.1147167663		
4005	VENTURA CO OFFICE EDUC		.0169845336		.0169845336		
6100	* VCWPD ADMIN		.0024670272		.0024670272		
6120	* VCWPD ZONE 2		.0243856153		.0243856153		
7770	UNITED WTR CONS DIST		.0059777968		.0059777968		
8031	CITY OXNARD DIST #1		.1785748173		.1785748173		
8600	CALLEGUAS MUN WTR		.0243856153		.0243856153		
TRA 03324	Totals:		1.0000000000		1.0000000000		

Fund NO.	Description	Prior Year Allocation	Prior Year Factor	Adjusted Prior Year Allocation	Adjusted Prior Year Factor	Annual Tax Increment	Current Year Allocation
1031	EL SCH GEN OXNARD		.2034055559		.2034055559		
2007	HI SCH GEN OXNARD		.1434262948		.1434262948		
2015	VTA COM COLLEGE GEN		.0582328221		.0582328221		
2019	VTA COLLEGE CHILD CTR		.0003274573		.0003274573		
4001	COUNTY GENERAL FUND		.1796649021		.1796649021		
4002	ERAF 92-93 SHIFT		.0529935054		.0529935054		
4004	ERAF 93-94 SHIFT		.1147192054		.1147192054		
4005	VENTURA CO OFFICE EDUC		.0170277793		.0170277793		
6100	* VCWPD ADMIN		.0025650821		.0025650821		
6120	* VCWPD ZONE 2		.0251050592		.0251050592		
7770	UNITED WTR CONS DIST		.0062216886		.0062216886		
8031	CITY OXNARD DIST #1		.1886154014		.1886154014		
8600	CALLEGUAS MUN WTR		.0076952464		.0076952464		
TRA 03325	Totals:		1.0000000000		1.0000000000		

Fund NO.	Description	Prior Year Allocation	Prior Year Factor	Adjusted Prior Year Allocation	Adjusted Prior Year Factor	Annual Tax Increment	Current Year Allocation
1031	EL SCH GEN OXNARD	13,687.46	.1931244615	13,687.46	.1931244615	196.54	13,884.00
2007	HI SCH GEN OXNARD	9,648.67	.1361387714	9,648.67	.1361387714	138.54	9,787.21
2015	VTA COM COLLEGE GEN	3,867.64	.0545709229	3,867.64	.0545709229	55.54	3,923.18
2019	VTA COLLEGE CHILD CTR	20.24	.0002857821	20.24	.0002857821	.29	20.53
4001	COUNTY GENERAL FUND	14,494.84	.2045159696	14,494.84	.2045159696	208.12	14,702.96
4002	ERAF 92-93 SHIFT	4,109.77	.0579874574	4,109.77	.0579874574	59.01	4,168.78
4004	ERAF 93-94 SHIFT	8,481.24	.1196668282	8,481.24	.1196668282	121.78	8,603.02
4005	VENTURA CO OFFICE EDUC	1,146.03	.0161702503	1,146.03	.0161702503	16.46	1,162.49
6100	* VCWPD ADMIN	176.61	.0024918733	176.61	.0024918733	2.54	179.15
6120	* VCWPD ZONE 2	1,740.53	.0245582922	1,740.53	.0245582922	24.99	1,765.52
7770	UNITED WTR CONS DIST	449.64	.0063441184	449.64	.0063441184	6.46	456.10
8031	CITY OXNARD DIST #1	12,440.08	.1755246886	12,440.08	.1755246886	178.63	12,618.71
8600	CALLEGUAS MUN WTR	610.98	.0086205841	610.98	.0086205841	8.77	619.75
TRA 03326	Totals:	70,873.73	1.0000000000	70,873.73	1.0000000000	1,017.67	71,891.40

*** Gross Assessed Valuation Information(Assessed valuations Minus Local Exemptions) ***

	Prior Year A/V	Transfers	Current Year AVI	A/V
Secured	7,294,880		7,370,447	
Unsecured	679,600		705,800	
State Assessed				
	7,974,480		101,767	8,076,247

Fund NO.	Description	Prior Year Allocation	Prior Year Factor	Adjusted Prior Year Allocation	Adjusted Prior Year Factor	Annual Tax Increment	Current Year Allocation
1031	EL SCH GEN OXNARD	3,172.83	.2022183722	3,172.83	.2022183722	88.49-	3,084.34
2007	HI SCH GEN OXNARD	2,236.71	.1425560642	2,236.71	.1425560642	62.38-	2,174.33
2015	VTA COM COLLEGE GEN	908.72	.0579165013	908.72	.0579165013	25.34-	883.38
2019	VTA COLLEGE CHILD CTR	4.70	.0003000416	4.70	.0003000416	.13-	4.57
4001	COUNTY GENERAL FUND	2,898.38	.1847203807	2,898.38	.1847203807	80.84-	2,817.54
4002	ERAF 92-93 SHIFT	837.87	.0534025687	837.87	.0534025687	23.37-	814.50
4004	ERAF 93-94 SHIFT	1,794.58	.1143775588	1,794.58	.1143775588	50.05-	1,744.53
4005	VENTURA CO OFFICE EDUC	265.76	.0169390432	265.76	.0169390432	7.41-	258.35
6100	* VCWPD ADMIN	40.95	.0026108460	40.95	.0026108460	1.14-	39.81
6120	* VCWPD ZONE 2	403.58	.0257225196	403.58	.0257225196	11.26-	392.32
7770	UNITED WTR CONS DIST	100.06	.0063770942	100.06	.0063770942	2.79-	97.27
8031	CITY OXNARD DIST #1	3,025.98	.1928590095	3,025.98	.1928590095	84.39-	2,941.59
TRA 03327	Totals:	15,690.12	1.0000000000	15,690.12	1.0000000000	437.59-	15,252.53

*** Gross Assessed Valuation Information(Assessed valuations Minus Local Exemptions) ***

	Prior Year	Transfers	Current Year	AVI	A/V
Secured	1,525,298				1,481,539
Unsecured	11,700				11,700
State Assessed					
	1,536,998		43,759-		1,493,239

Fund NO.	Description	Prior Year Allocation	Prior Year Factor	Adjusted Prior Year Allocation	Adjusted Prior Year Factor	Annual Tax Increment	Current Year Allocation
1037	EL SCH GEN RIO		.2012251210		.2012251210		
2007	HI SCH GEN OXNARD		.1421648360		.1421648360		
2015	VTA COM COLLEGE GEN		.0577568000		.0577568000		
2019	VTA COLLEGE CHILD CTR		.0002964390		.0002964390		
4001	COUNTY GENERAL FUND		.3007108820		.3007108820		
4005	VENTURA CO OFFICE EDUC		.0046476610		.0046476610		
6100	* VCWPD ADMIN		.0029643980		.0029643980		
6120	* VCWPD ZONE 2		.0302368680		.0302368680		
7770	UNITED WTR CONS DIST		.0103161080		.0103161080		
8031	CITY OXNARD DIST #1		.2374933420		.2374933420		
8600	CALLEGUAS MUN WTR		.0121875450		.0121875450		
TRA 03328 Totals:			1.0000000000		1.0000000000		

No Taxable Parcels Within TRA=03328

Fund NO.	Description	Prior Year Allocation	Prior Year Factor	Adjusted Prior Year Allocation	Adjusted Prior Year Factor	Annual Tax Increment	Current Year Allocation
1031	EL SCH GEN OXNARD		.1933962260		.1933962260		
2007	HI SCH GEN OXNARD		.1367924520		.1367924520		
2015	VTA COM COLLEGE GEN		.0566037730		.0566037730		
4001	COUNTY GENERAL FUND		.2028301940		.2028301940		
4002	ERAF 92-93 SHIFT		.0566037730		.0566037730		
4004	ERAF 93-94 SHIFT		.1226415090		.1226415090		
4005	VENTURA CO OFFICE EDUC		.0141509430		.0141509430		
6100	* VCWPD ADMIN		.0047169810		.0047169810		
6120	* VCWPD ZONE 2		.0235849050		.0235849050		
7770	UNITED WTR CONS DIST		.0047169810		.0047169810		
8031	CITY OXNARD DIST #1		.1745283010		.1745283010		
8600	CALLEGUAS MUN WTR		.0094339620		.0094339620		
TRA 03329 Totals:			1.0000000000		1.0000000000		

No Taxable Parcels Within TRA=03329

Fund NO.	Description	Prior Year Allocation	Prior Year Factor	Adjusted Prior Year Allocation	Adjusted Prior Year Factor	Annual Tax Increment	Current Year Allocation
1037	EL SCH GEN RIO	83,827.75	.1935665798	83,827.75	.1935665798	5,883.29	89,711.04
2007	HI SCH GEN OXNARD	59,092.69	.1364508794	59,092.69	.1364508794	4,147.31	63,240.00
2015	VTA COM COLLEGE GEN	24,007.51	.0554357083	24,007.51	.0554357083	1,684.92	25,692.43
2019	VTA COLLEGE CHILD CTR	124.11	.0002865802	124.11	.0002865802	8.71	132.82
4001	COUNTY GENERAL FUND	88,449.40	.2042383896	88,449.40	.2042383896	6,207.65	94,657.05
4002	ERAF 92-93 SHIFT	25,057.62	.0578605189	25,057.62	.0578605189	1,758.62	26,816.24
4004	ERAF 93-94 SHIFT	52,088.68	.1202779538	52,088.68	.1202779538	3,655.74	55,744.42
4005	VENTURA CO OFFICE EDUC	7,019.22	.0162080631	7,019.22	.0162080631	492.63	7,511.85
6100	* VCWPD ADMIN	1,082.10	.0024986316	1,082.10	.0024986316	75.94	1,158.04
6120	* VCWPD ZONE 2	10,663.40	.0246228520	10,663.40	.0246228520	748.39	11,411.79
7770	UNITED WTR CONS DIST	2,737.35	.0063208835	2,737.35	.0063208835	192.12	2,929.47
8031	CITY OXNARD DIST #1	75,195.33	.1736334571	75,195.33	.1736334571	5,277.44	80,472.77
8600	CALLEGUAS MUN WTR	3,724.17	.0085995027	3,724.17	.0085995027	261.37	3,985.54
TRA 03330	Totals:	433,069.33	1.0000000000	433,069.33	1.0000000000	30,394.13	463,463.46

*** Gross Assessed Valuation Information(Assessed valuations Minus Local Exemptions) ***

	Prior Year A/V	Transfers	Current Year AVI	A/V
Secured	17,070,489		17,821,772	
Unsecured	26,170,180		28,458,310	
State Assessed				
	43,240,669		3,039,413	46,280,082

Fund NO.	Description	Prior Year Allocation	Prior Year Factor	Adjusted Prior Year Allocation	Adjusted Prior Year Factor	Annual Tax Increment	Current Year Allocation
1037	EL SCH GEN RIO	2,603.41	.1935708253	2,603.41	.1935708253	1,419.71	4,023.12
2007	HI SCH GEN OXNARD	1,835.31	.1364584886	1,835.31	.1364584886	1,000.83	2,836.14
2015	VTA COM COLLEGE GEN	745.61	.0554396250	745.61	.0554396250	406.61	1,152.22
2019	VTA COLLEGE CHILD CTR	3.92	.0002898263	3.92	.0002898263	2.13	6.05
4001	COUNTY GENERAL FUND	2,746.25	.2041867474	2,746.25	.2041867474	1,497.57	4,243.82
4002	ERAF 92-93 SHIFT	775.92	.0576919892	775.92	.0576919892	423.13	1,199.05
4004	ERAF 93-94 SHIFT	1,617.35	.1202530597	1,617.35	.1202530597	881.98	2,499.33
4005	VENTURA CO OFFICE EDUC	218.85	.0162716749	218.85	.0162716749	119.34	338.19
6100	* VCWPD ADMIN	33.64	.0025007867	33.64	.0025007867	18.34	51.98
6120	* VCWPD ZONE 2	334.44	.0248670940	334.44	.0248670940	182.38	516.82
7770	UNITED WTR CONS DIST	87.40	.0065003892	87.40	.0065003892	47.68	135.08
8031	CITY OXNARD DIST #1	2,335.25	.1736307779	2,335.25	.1736307779	1,273.47	3,608.72
8600	CALLEGUAS MUN WTR	112.15	.0083387158	112.15	.0083387158	61.16	173.31
TRA 03331	Totals:	13,449.50	1.0000000000	13,449.50	1.0000000000	7,334.33	20,783.83

*** Gross Assessed Valuation Information(Assessed valuations Minus Local Exemptions) ***

	Prior Year A/V	Transfers	Current Year AVI	A/V
Secured	1,345,000			2,078,433
Unsecured				
State Assessed				
	1,345,000		733,433	2,078,433

Fund NO.	Description	Prior Year Allocation	Prior Year Factor	Adjusted Prior Year Allocation	Adjusted Prior Year Factor	Annual Tax Increment	Current Year Allocation
1015	EL SCH GEN PT HUE	2,342.57	.1915393655	2,342.57	.1915393655	24.16	2,366.73
2007	HI SCH GEN OXNARD	1,677.62	.1371712013	1,677.62	.1371712013	17.30	1,694.92
2015	VTA COM COLLEGE GEN	681.52	.0557240351	681.52	.0557240351	7.03	688.55
2019	VTA COLLEGE CHILD CTR	3.53	.0002869927	3.53	.0002869927	.04	3.57
4001	COUNTY GENERAL FUND	2,510.85	.2053082345	2,510.85	.2053082345	25.89	2,536.74
4002	ERAF 92-93 SHIFT	652.94	.0533874175	652.94	.0533874175	6.73	659.67
4004	ERAF 93-94 SHIFT	1,483.67	.1213120311	1,483.67	.1213120311	15.30	1,498.97
4005	VENTURA CO OFFICE EDUC	305.96	.0250158185	305.96	.0250158185	3.15	309.11
6100	* VCWPD ADMIN	30.72	.0025106210	30.72	.0025106210	.32	31.04
6120	* VCWPD ZONE 2	302.67	.0247491639	302.67	.0247491639	3.12	305.79
7770	UNITED WTR CONS DIST	75.86	.0062031095	75.86	.0062031095	.78	76.64
8031	CITY OXNARD DIST #1	2,162.19	.1767920094	2,162.19	.1767920094	22.30	2,184.49
TRA 03332	Totals:	12,230.10	1.0000000000	12,230.10	1.0000000000	126.12	12,356.22

*** Gross Assessed Valuation Information(Assessed valuations Minus Local Exemptions) ***

	Prior Year	Transfers	Current Year
Secured	1,218,406		1,231,018
Unsecured			
State Assessed			
	1,218,406		12,612
			1,231,018

Fund NO.	Description	Prior Year Allocation	Prior Year Factor	Adjusted Prior Year Allocation	Adjusted Prior Year Factor	Annual Tax Increment	Current Year Allocation
1037	EL SCH GEN RIO	398.29	.1914462922	398.29	.1914462922	4.12	402.41
2007	HI SCH GEN OXNARD	281.38	.1352493262	281.38	.1352493262	2.91	284.29
2015	VTA COM COLLEGE GEN	114.31	.0549494522	114.31	.0549494522	1.18	115.49
2019	VTA COLLEGE CHILD CTR	.60	.0002824560	.60	.0002824560	.01	.61
4001	COUNTY GENERAL FUND	422.03	.2028151442	422.03	.2028151442	4.37	426.40
4002	ERAF 92-93 SHIFT	119.42	.0573974038	119.42	.0573974038	1.24	120.66
4004	ERAF 93-94 SHIFT	248.39	.1193847168	248.39	.1193847168	2.57	250.96
4005	VENTURA CO OFFICE EDUC	51.39	.0247031270	51.39	.0247031270	.53	51.92
6100	* VCWPD ADMIN	5.14	.0024714896	5.14	.0024714896	.05	5.19
6120	* VCWPD ZONE 2	50.77	.0244089021	50.77	.0244089021	.53	51.30
7770	UNITED WTR CONS DIST	13.03	.0062611070	13.03	.0062611070	.13	13.16
8031	CITY OXNARD DIST #1	358.06	.1721098283	358.06	.1721098283	3.70	361.76
8600	CALLEGUAS MUN WTR	17.71	.0085207546	17.71	.0085207546	.18	17.89
TRA 03334	Totals:	2,080.52	1.0000000000	2,080.52	1.0000000000	21.52	2,102.04

*** Gross Assessed Valuation Information(Assessed valuations Minus Local Exemptions) ***

	Prior Year A/V	Transfers	Current Year AVI	A/V
Secured				
Unsecured	208,056			210,208
State Assessed				
	208,056		2,152	210,208

Fund NO.	Description	Prior Year Allocation	Prior Year Factor	Adjusted Prior Year Allocation	Adjusted Prior Year Factor	Annual Tax Increment	Current Year Allocation
1037	EL SCH GEN RIO	1,723,304.16	.2012257860	1,723,304.16	.2012257860	18,838.79	1,742,142.95
2007	HI SCH GEN OXNARD	1,217,508.17	.1421652911	1,217,508.17	.1421652911	13,309.54	1,230,817.71
2015	VTA COM COLLEGE GEN	494,635.55	.0577573144	494,635.55	.0577573144	5,407.25	500,042.80
2019	VTA COLLEGE CHILD CTR	2,556.74	.0002985453	2,556.74	.0002985453	27.95	2,584.69
4001	COUNTY GENERAL FUND	1,505,505.70	.1757940245	1,505,505.70	.1757940245	16,457.88	1,521,963.58
4002	ERAF 92-93 SHIFT	506,309.96	.0591205108	506,309.96	.0591205108	5,534.87	511,844.83
4004	ERAF 93-94 SHIFT	933,003.32	.1089443927	933,003.32	.1089443927	10,199.39	943,202.71
4005	VENTURA CO OFFICE EDUC	222,313.76	.0259590062	222,313.76	.0259590062	2,430.29	224,744.05
6100	* VCWPD ADMIN	21,353.03	.0024933384	21,353.03	.0024933384	233.43	21,586.46
6120	* VCWPD ZONE 2	210,416.59	.0245698042	210,416.59	.0245698042	2,300.23	212,716.82
7770	UNITED WTR CONS DIST	54,389.05	.0063508687	54,389.05	.0063508687	594.57	54,983.62
8031	CITY OXNARD DIST #1	1,543,412.29	.1802202757	1,543,412.29	.1802202757	16,872.25	1,560,284.54
8600	CALLEGUAS MUN WTR	129,324.12	.0151008420	129,324.12	.0151008420	1,413.74	130,737.86
TRA 03335	Totals:	8,564,032.44	1.0000000000	8,564,032.44	1.0000000000	93,620.18	8,657,652.62

*** Gross Assessed Valuation Information(Assessed valuations Minus Local Exemptions) ***

	Prior Year A/V	Transfers	Current Year AVI	A/V
Secured	825,397,711		834,972,617	
Unsecured	33,688,498		33,475,610	
State Assessed				
	859,086,209		9,362,018	868,448,227

Fund NO.	Description	Prior Year Allocation	Prior Year Factor	Adjusted Prior Year Allocation	Adjusted Prior Year Factor	Annual Tax Increment	Current Year Allocation
1037	EL SCH GEN RIO	16,854.81	.1942408142	16,854.81	.1942408142	3,912.11	20,766.92
2007	HI SCH GEN OXNARD	11,881.56	.1369271966	11,881.56	.1369271966	2,757.79	14,639.35
2015	VTA COM COLLEGE GEN	4,827.06	.0556289867	4,827.06	.0556289867	1,120.40	5,947.46
2019	VTA COLLEGE CHILD CTR	24.95	.0002876434	24.95	.0002876434	5.79	30.74
4001	COUNTY GENERAL FUND	17,585.69	.2026632455	17,585.69	.2026632455	4,081.75	21,667.44
4002	ERAF 92-93 SHIFT	5,011.78	.0577574999	5,011.78	.0577574999	1,163.27	6,175.05
4004	ERAF 93-94 SHIFT	10,389.58	.1197332077	10,389.58	.1197332077	2,411.49	12,801.07
4005	VENTURA CO OFFICE EDUC	1,411.17	.0162625835	1,411.17	.0162625835	327.54	1,738.71
6100	* VCWPD ADMIN	217.23	.0025034382	217.23	.0025034382	50.42	267.65
6120	* VCWPD ZONE 2	2,140.84	.0246717538	2,140.84	.0246717538	496.90	2,637.74
7770	UNITED WTR CONS DIST	548.93	.0063262267	548.93	.0063262267	127.41	676.34
8031	CITY OXNARD DIST #1	15,138.72	.1744640622	15,138.72	.1744640622	3,513.80	18,652.52
8600	CALLEGUAS MUN WTR	740.43	.0085333416	740.43	.0085333416	171.87	912.30
TRA 03336	Totals:	86,772.75	1.0000000000	86,772.75	1.0000000000	20,140.54	106,913.29

*** Gross Assessed Valuation Information(Assessed valuations Minus Local Exemptions) ***

	Prior Year A/V	Transfers	Current Year AVI	A/V
Secured	8,777,200		10,673,154	
Unsecured	266,340		384,440	
State Assessed				
	9,043,540		2,014,054	11,057,594

Fund NO.	Description	Prior Year Allocation	Prior Year Factor	Adjusted Prior Year Allocation	Adjusted Prior Year Factor	Annual Tax Increment	Current Year Allocation
1037	EL SCH GEN RIO	754.24	.1889259018	754.24	.1889259018	7.86	762.10
2007	HI SCH GEN OXNARD	532.83	.1334657402	532.83	.1334657402	5.55	538.38
2015	VTA COM COLLEGE GEN	216.48	.0542276711	216.48	.0542276711	2.25	218.73
2019	VTA COLLEGE CHILD CTR	1.13	.0002766426	1.13	.0002766426	.01	1.14
4001	COUNTY GENERAL FUND	829.55	.2077929264	829.55	.2077929264	8.65	838.20
4002	ERAF 92-93 SHIFT	234.10	.0586367816	234.10	.0586367816	2.44	236.54
4004	ERAF 93-94 SHIFT	482.38	.1208336672	482.38	.1208336672	5.02	487.40
4005	VENTURA CO OFFICE EDUC	97.27	.0243674424	97.27	.0243674424	1.01	98.28
6100	* VCWPD ADMIN	9.75	.0024439942	9.75	.0024439942	.10	9.85
6120	* VCWPD ZONE 2	96.17	.0240888919	96.17	.0240888919	1.00	97.17
7770	UNITED WTR CONS DIST	24.95	.0062483068	24.95	.0062483068	.26	25.21
8031	CITY OXNARD DIST #1	670.56	.1679716565	670.56	.1679716565	6.98	677.54
8600	CALLEGUAS MUN WTR	42.80	.0107203773	42.80	.0107203773	.45	43.25
TRA 03337	Totals:	3,992.21	1.0000000000	3,992.21	1.0000000000	41.58	4,033.79

*** Gross Assessed Valuation Information(Assessed valuations Minus Local Exemptions) ***

	Prior Year A/V	Transfers	Current Year AVI	A/V
Secured	401,496			405,654
Unsecured				
State Assessed				
	401,496		4,158	405,654

Fund NO.	Description	Prior Year Allocation	Prior Year Factor	Adjusted Prior Year Allocation	Adjusted Prior Year Factor	Annual Tax Increment	Current Year Allocation
1031	EL SCH GEN OXNARD	673,418.72	.2031134146	673,418.72	.2031134146	15,244.38	688,663.10
2007	HI SCH GEN OXNARD	474,735.73	.1431875835	474,735.73	.1431875835	10,746.74	485,482.47
2015	VTA COM COLLEGE GEN	192,870.04	.0581725646	192,870.04	.0581725646	4,366.06	197,236.10
2019	VTA COLLEGE CHILD CTR	997.39	.0003008256	997.39	.0003008256	22.58	1,019.97
4001	COUNTY GENERAL FUND	610,315.35	.1840804690	610,315.35	.1840804690	13,815.88	624,131.23
4002	ERAF 92-93 SHIFT	140,267.12	.0423067112	140,267.12	.0423067112	3,175.27	143,442.39
4004	ERAF 93-94 SHIFT	352,410.42	.1062923861	352,410.42	.1062923861	7,977.62	360,388.04
4005	VENTURA CO OFFICE EDUC	56,385.97	.0170068710	56,385.97	.0170068710	1,276.43	57,662.40
6100	* VCWPD ADMIN	8,445.40	.0025472698	8,445.40	.0025472698	191.18	8,636.58
6120	* VCWPD ZONE 2	83,224.64	.0251018296	83,224.64	.0251018296	1,883.98	85,108.62
7770	UNITED WTR CONS DIST	20,927.03	.0063119136	20,927.03	.0063119136	473.73	21,400.76
8031	CITY OXNARD DIST #1	661,034.59	.1993781711	661,034.59	.1993781711	14,964.04	675,998.63
8600	CALLEGUAS MUN WTR	40,448.85	.0121999903	40,448.85	.0121999903	915.65	41,364.50
TRA 03338	Totals:	3,315,481.25	1.0000000000	3,315,481.25	1.0000000000	75,053.54	3,390,534.79

*** Gross Assessed Valuation Information(Assessed valuations Minus Local Exemptions) ***

	Prior Year A/V	Transfers	Current Year AVI	A/V
Secured	331,795,764		339,296,118	
Unsecured	95,700		100,700	
State Assessed				
	331,891,464		7,505,354	339,396,818

Fund NO.	Description	Prior Year Allocation	Prior Year Factor	Adjusted Prior Year Allocation	Adjusted Prior Year Factor	Annual Tax Increment	Current Year Allocation
1031	EL SCH GEN OXNARD		.2031134595		.2031134595		
2007	HI SCH GEN OXNARD		.1431874902		.1431874902		
2015	VTA COM COLLEGE GEN		.0581725775		.0581725775		
2019	VTA COLLEGE CHILD CTR		.0003007744		.0003007744		
4001	COUNTY GENERAL FUND		.1679733172		.1679733172		
4002	ERAF 92-93 SHIFT		.0544663342		.0544663342		
4004	ERAF 93-94 SHIFT		.1009161079		.1009161079		
4005	VENTURA CO OFFICE EDUC		.0170067413		.0170067413		
6100	* VCWPD ADMIN		.0026217376		.0026217376		
6120	* VCWPD ZONE 2		.0258355077		.0258355077		
7770	UNITED WTR CONS DIST		.0064890568		.0064890568		
8031	CITY OXNARD DIST #1		.2199168957		.2199168957		
TRA 03339 Totals:			1.0000000000		1.0000000000		

No Taxable Parcels Within TRA=03339

Fund NO.	Description	Prior Year Allocation	Prior Year Factor	Adjusted Prior Year Allocation	Adjusted Prior Year Factor	Annual Tax Increment	Current Year Allocation
1029	EL SCH GEN OCN VIEW	35,243.83	.0728183483	35,243.83	.0728183483	317.30	35,561.13
1037	EL SCH GEN RIO	56,014.32	.1157328753	56,014.32	.1157328753	504.30	56,518.62
2007	HI SCH GEN OXNARD	66,316.41	.1370182986	66,316.41	.1370182986	597.05	66,913.46
2015	VTA COM COLLEGE GEN	26,942.15	.0556660123	26,942.15	.0556660123	242.56	27,184.71
2019	VTA COLLEGE CHILD CTR	139.34	.0002878783	139.34	.0002878783	1.25	140.59
4001	COUNTY GENERAL FUND	97,051.10	.2005200736	97,051.10	.2005200736	873.75	97,924.85
4002	ERAF 92-93 SHIFT	27,856.15	.0575544163	27,856.15	.0575544163	250.79	28,106.94
4004	ERAF 93-94 SHIFT	57,499.74	.1188019373	57,499.74	.1188019373	517.67	58,017.41
4005	VENTURA CO OFFICE EDUC	12,138.51	.0250797505	12,138.51	.0250797505	109.28	12,247.79
6100	* VCWPD ADMIN	1,204.73	.0024891418	1,204.73	.0024891418	10.85	1,215.58
6120	* VCWPD ZONE 2	11,872.40	.0245299483	11,872.40	.0245299483	106.89	11,979.29
7770	UNITED WTR CONS DIST	3,043.95	.0062892007	3,043.95	.0062892007	27.40	3,071.35
8031	CITY OXNARD DIST #1	84,529.40	.1746487657	84,529.40	.1746487657	761.02	85,290.42
8600	CALLEGUAS MUN WTR	4,144.64	.0085633530	4,144.64	.0085633530	37.31	4,181.95
TRA 03342	Totals:	483,996.67	1.0000000000	483,996.67	1.0000000000	4,357.42	488,354.09

*** Gross Assessed Valuation Information(Assessed valuations Minus Local Exemptions) ***

	Prior Year A/V	Transfers	Current Year AVI	A/V
Secured	38,466,587			38,865,089
Unsecured	3,018,700			3,055,940
State Assessed				
	41,485,287		435,742	41,921,029

Fund NO.	Description	Prior Year Allocation	Prior Year Factor	Adjusted Prior Year Allocation	Adjusted Prior Year Factor	Annual Tax Increment	Current Year Allocation
1031	EL SCH GEN OXNARD	115,969.08	.1935665914	115,969.08	.1935665914	1,440.31	117,409.39
2007	HI SCH GEN OXNARD	81,749.87	.1364505740	81,749.87	.1364505740	1,015.31	82,765.18
2015	VTA COM COLLEGE GEN	33,212.38	.0554355232	33,212.38	.0554355232	412.49	33,624.87
2019	VTA COLLEGE CHILD CTR	171.58	.0002863977	171.58	.0002863977	2.13	173.71
4001	COUNTY GENERAL FUND	122,358.53	.2042313652	122,358.53	.2042313652	1,519.66	123,878.19
4002	ERAF 92-93 SHIFT	34,623.31	.0577905327	34,623.31	.0577905327	430.01	35,053.32
4004	ERAF 93-94 SHIFT	72,066.26	.1202874057	72,066.26	.1202874057	895.04	72,961.30
4005	VENTURA CO OFFICE EDUC	9,710.51	.0162080502	9,710.51	.0162080502	120.60	9,831.11
6100	* VCWPD ADMIN	1,497.01	.0024986683	1,497.01	.0024986683	18.59	1,515.60
6120	* VCWPD ZONE 2	14,751.97	.0246228453	14,751.97	.0246228453	183.22	14,935.19
7770	UNITED WTR CONS DIST	3,791.42	.0063283409	3,791.42	.0063283409	47.09	3,838.51
8031	CITY OXNARD DIST #1	104,056.91	.1736837478	104,056.91	.1736837478	1,292.36	105,349.27
8600	CALLEGUAS MUN WTR	5,158.36	.0086099576	5,158.36	.0086099576	64.07	5,222.43
TRA 03343	Totals:	599,117.19	1.0000000000	599,117.19	1.0000000000	7,440.88	606,558.07

*** Gross Assessed Valuation Information(Assessed valuations Minus Local Exemptions) ***

	Prior Year A/V	Transfers	Current Year AVI	A/V
Secured	60,024,665			60,768,753
Unsecured				
State Assessed				
	60,024,665		744,088	60,768,753

Fund NO.	Description	Prior Year Allocation	Prior Year Factor	Adjusted Prior Year Allocation	Adjusted Prior Year Factor	Annual Tax Increment	Current Year Allocation
1037	EL SCH GEN RIO	6,324.34	.1916892612	6,324.34	.1916892612	18.42	6,342.76
2007	HI SCH GEN OXNARD	4,467.91	.1354206854	4,467.91	.1354206854	13.01	4,480.92
2015	VTA COM COLLEGE GEN	1,815.14	.0550169493	1,815.14	.0550169493	5.29	1,820.43
2019	VTA COLLEGE CHILD CTR	9.40	.0002842508	9.40	.0002842508	.03	9.43
4001	COUNTY GENERAL FUND	6,676.96	.2023757826	6,676.96	.2023757826	19.43	6,696.39
4002	ERAF 92-93 SHIFT	1,891.90	.0573424976	1,891.90	.0573424976	5.51	1,897.41
4004	ERAF 93-94 SHIFT	3,926.97	.1190249160	3,926.97	.1190249160	11.43	3,938.40
4005	VENTURA CO OFFICE EDUC	815.22	.0247090468	815.22	.0247090468	2.37	817.59
6100	* VCWPD ADMIN	888.06	.0269168945	888.06	.0269168945	2.59	890.65
7770	UNITED WTR CONS DIST	206.36	.0062550556	206.36	.0062550556	.60	206.96
8031	CITY OXNARD DIST #1	5,693.42	.1725659921	5,693.42	.1725659921	16.58	5,710.00
8600	CALLEGUAS MUN WTR	277.10	.0083986681	277.10	.0083986681	.81	277.91
TRA 03344	Totals:	32,992.78	1.0000000000	32,992.78	1.0000000000	96.07	33,088.85

*** Gross Assessed Valuation Information(Assessed valuations Minus Local Exemptions) ***

	Prior Year	Transfers	Current Year	AVI	A/V
Secured	3,215,313				3,248,620
Unsecured	202,600				178,900
State Assessed					
	3,417,913		9,607		3,427,520

Fund NO.	Description	Prior Year Allocation	Prior Year Factor	Adjusted Prior Year Allocation	Adjusted Prior Year Factor	Annual Tax Increment	Current Year Allocation
1037	EL SCH GEN RIO	108,260.68	.1916893729	108,260.68	.1916893729	105.84	108,366.52
2007	HI SCH GEN OXNARD	76,481.67	.1354205662	76,481.67	.1354205662	74.77	76,556.44
2015	VTA COM COLLEGE GEN	31,072.10	.0550171234	31,072.10	.0550171234	30.38	31,102.48
2019	VTA COLLEGE CHILD CTR	160.64	.0002844153	160.64	.0002844153	.16	160.80
4001	COUNTY GENERAL FUND	114,295.94	.2023755917	114,295.94	.2023755917	111.72	114,407.66
4002	ERAF 92-93 SHIFT	32,385.35	.0573424217	32,385.35	.0573424217	31.66	32,417.01
4004	ERAF 93-94 SHIFT	67,221.91	.1190250005	67,221.91	.1190250005	65.72	67,287.63
4005	VENTURA CO OFFICE EDUC	13,955.04	.0247091569	13,955.04	.0247091569	13.64	13,968.68
6100	* VCWPD ADMIN	15,201.77	.0269166840	15,201.77	.0269166840	14.86	15,216.63
7770	UNITED WTR CONS DIST	3,532.66	.0062550204	3,532.66	.0062550204	3.45	3,536.11
8031	CITY OXNARD DIST #1	97,460.31	.1725659253	97,460.31	.1725659253	95.28	97,555.59
8600	CALLEGUAS MUN WTR	4,743.36	.0083987217	4,743.36	.0083987217	4.64	4,748.00
TRA 03345	Totals:	564,771.43	1.0000000000	564,771.43	1.0000000000	552.12	565,323.55

*** Gross Assessed Valuation Information(Assessed valuations Minus Local Exemptions) ***

	Prior Year	Transfers	Current Year	AVI	A/V
Secured	53,027,536				53,576,888
Unsecured	4,052,300				3,558,160
State Assessed					
	57,079,836		55,212		57,135,048

Fund NO.	Description	Prior Year Allocation	Prior Year Factor	Adjusted Prior Year Allocation	Adjusted Prior Year Factor	Annual Tax Increment	Current Year Allocation
1029	EL SCH GEN OCN VIEW	8,073.00	.1886927310	8,073.00	.1886927310	1,695.82	9,768.82
2007	HI SCH GEN OXNARD	5,780.46	.1351082839	5,780.46	.1351082839	1,214.25	6,994.71
2015	VTA COM COLLEGE GEN	2,345.76	.0548281038	2,345.76	.0548281038	492.75	2,838.51
2019	VTA COLLEGE CHILD CTR	5.50	.0001286541	5.50	.0001286541	1.16	6.66
4001	COUNTY GENERAL FUND	8,718.25	.2037738548	8,718.25	.2037738548	1,831.36	10,549.61
4002	ERAF 92-93 SHIFT	2,467.77	.0576799371	2,467.77	.0576799371	518.38	2,986.15
4004	ERAF 93-94 SHIFT	5,142.27	.1201915517	5,142.27	.1201915517	1,080.19	6,222.46
4005	VENTURA CO OFFICE EDUC	1,013.40	.0236866557	1,013.40	.0236866557	212.88	1,226.28
6100	* VCWPD ADMIN	101.53	.0023729540	101.53	.0023729540	21.33	122.86
6120	* VCWPD ZONE 2	1,046.13	.0244514331	1,046.13	.0244514331	219.75	1,265.88
7770	UNITED WTR CONS DIST	268.17	.0062683153	268.17	.0062683153	56.33	324.50
8031	CITY OXNARD DIST #1	7,457.14	.1742977628	7,457.14	.1742977628	1,566.45	9,023.59
8600	CALLEGUAS MUN WTR	364.50	.0085197627	364.50	.0085197627	76.57	441.07
TRA 03346	Totals:	42,783.88	1.0000000000	42,783.88	1.0000000000	8,987.22	51,771.10

*** Gross Assessed Valuation Information(Assessed valuations Minus Local Exemptions) ***

	Prior Year A/V	Transfers	Current Year AVI	A/V
Secured	10,790,756			10,864,028
Unsecured	467,300			1,292,750
State Assessed				
	11,258,056		898,722	12,156,778

Fund NO.	Description	Prior Year Allocation	Prior Year Factor	Adjusted Prior Year Allocation	Adjusted Prior Year Factor	Annual Tax Increment	Current Year Allocation
1037	EL SCH GEN RIO	11,079.89	.1964628218	11,079.89	.1964628218	29.25	11,109.14
2007	HI SCH GEN OXNARD	7,827.80	.1387984442	7,827.80	.1387984442	20.67	7,848.47
2015	VTA COM COLLEGE GEN	3,180.19	.0563894776	3,180.19	.0563894776	8.40	3,188.59
2019	VTA COLLEGE CHILD CTR	16.44	.0002916067	16.44	.0002916067	.04	16.48
4001	COUNTY GENERAL FUND	10,892.02	.1931314704	10,892.02	.1931314704	28.76	10,920.78
4002	ERAF 92-93 SHIFT	3,198.21	.0567089969	3,198.21	.0567089969	8.44	3,206.65
4004	ERAF 93-94 SHIFT	6,303.75	.1117747843	6,303.75	.1117747843	16.64	6,320.39
4005	VENTURA CO OFFICE EDUC	1,433.18	.0254122207	1,433.18	.0254122207	3.78	1,436.96
6100	* VCWPD ADMIN	142.00	.0025178028	142.00	.0025178028	.37	142.37
6120	* VCWPD ZONE 2	1,399.90	.0248221993	1,399.90	.0248221993	3.70	1,403.60
7770	UNITED WTR CONS DIST	355.96	.0063116402	355.96	.0063116402	.94	356.90
8031	CITY OXNARD DIST #1	10,239.72	.1815654629	10,239.72	.1815654629	27.04	10,266.76
8600	CALLEGUAS MUN WTR	327.84	.0058130722	327.84	.0058130722	.87	328.71
TRA 03347	Totals:	56,396.90	1.0000000000	56,396.90	1.0000000000	148.90	56,545.80

*** Gross Assessed Valuation Information(Assessed valuations Minus Local Exemptions) ***

	Prior Year A/V	Transfers	Current Year AVI	A/V
Secured	5,183,792			5,113,882
Unsecured	485,000			569,800
State Assessed				
	5,668,792		14,890	5,683,682

Fund NO.	Description	Prior Year Allocation	Prior Year Factor	Adjusted Prior Year Allocation	Adjusted Prior Year Factor	Annual Tax Increment	Current Year Allocation
1037	EL SCH GEN RIO	5,049.57	.1942384444	5,049.57	.1942384444	52.00	5,101.57
2007	HI SCH GEN OXNARD	3,567.45	.1372266660	3,567.45	.1372266660	36.74	3,604.19
2015	VTA COM COLLEGE GEN	1,449.33	.0557505022	1,449.33	.0557505022	14.93	1,464.26
2019	VTA COLLEGE CHILD CTR	7.49	.0002881015	7.49	.0002881015	.08	7.57
4001	COUNTY GENERAL FUND	5,137.45	.1976195969	5,137.45	.1976195969	52.90	5,190.35
4002	ERAF 92-93 SHIFT	1,483.27	.0570564674	1,483.27	.0570564674	15.28	1,498.55
4004	ERAF 93-94 SHIFT	3,051.44	.1173780857	3,051.44	.1173780857	31.43	3,082.87
4005	VENTURA CO OFFICE EDUC	653.98	.0251565898	653.98	.0251565898	6.74	660.72
6100	* VCWPD ADMIN	64.45	.0024792897	64.45	.0024792897	.66	65.11
6120	* VCWPD ZONE 2	635.23	.0244349097	635.23	.0244349097	6.54	641.77
7770	UNITED WTR CONS DIST	162.53	.0062521839	162.53	.0062521839	1.67	164.20
8031	CITY OXNARD DIST #1	4,512.83	.1735921176	4,512.83	.1735921176	46.48	4,559.31
8600	CALLEGUAS MUN WTR	221.68	.0085270452	221.68	.0085270452	2.28	223.96
TRA 03348	Totals:	25,996.70	1.0000000000	25,996.70	1.0000000000	267.73	26,264.43

*** Gross Assessed Valuation Information(Assessed valuations Minus Local Exemptions) ***

	Prior Year A/V	Transfers	Current Year AVI	A/V
Secured	2,584,365			2,611,138
Unsecured	21,200			21,200
State Assessed				
	2,605,565		26,773	2,632,338

Fund NO.	Description	Prior Year Allocation	Prior Year Factor	Adjusted Prior Year Allocation	Adjusted Prior Year Factor	Annual Tax Increment	Current Year Allocation
1037	EL SCH GEN RIO	40,327.12	.1942386159	40,327.12	.1942386159	7,174.60-	33,152.52
2007	HI SCH GEN OXNARD	28,490.49	.1372266004	28,490.49	.1372266004	5,068.74-	23,421.75
2015	VTA COM COLLEGE GEN	11,574.74	.0557506585	11,574.74	.0557506585	2,059.26-	9,515.48
2019	VTA COLLEGE CHILD CTR	59.85	.0002882116	59.85	.0002882116	10.65-	49.20
4001	COUNTY GENERAL FUND	41,029.03	.1976191905	41,029.03	.1976191905	7,299.46-	33,729.57
4002	ERAF 92-93 SHIFT	11,845.86	.0570564232	11,845.86	.0570564232	2,107.50-	9,738.36
4004	ERAF 93-94 SHIFT	24,369.57	.1173780109	24,369.57	.1173780109	4,335.60-	20,033.97
4005	VENTURA CO OFFICE EDUC	5,222.87	.0251563869	5,222.87	.0251563869	929.20-	4,293.67
6100	* VCWPD ADMIN	514.73	.0024793096	514.73	.0024793096	91.58-	423.15
6120	* VCWPD ZONE 2	5,073.10	.0244350112	5,073.10	.0244350112	902.56-	4,170.54
7770	UNITED WTR CONS DIST	1,298.08	.0062523411	1,298.08	.0062523411	230.94-	1,067.14
8031	CITY OXNARD DIST #1	36,040.57	.1735921287	36,040.57	.1735921287	6,411.98-	29,628.59
8600	CALLEGUAS MUN WTR	1,770.37	.0085271115	1,770.37	.0085271115	314.97-	1,455.40
TRA 03349	Totals:	207,616.38	1.0000000000	207,616.38	1.0000000000	36,937.04-	170,679.34

*** Gross Assessed Valuation Information(Assessed valuations Minus Local Exemptions) ***

	Prior Year A/V	Transfers	Current Year AVI	A/V
Secured	19,588,604			16,000,000
Unsecured	1,202,300			1,097,200
State Assessed				
	20,790,904		3,693,704-	17,097,200

Fund NO.	Description	Prior Year Allocation	Prior Year Factor	Adjusted Prior Year Allocation	Adjusted Prior Year Factor	Annual Tax Increment	Current Year Allocation
1031	EL SCH GEN OXNARD	13,572.07	.2034198291	13,572.07	.2034198291	137.12	13,709.19
2007	HI SCH GEN OXNARD	9,567.87	.1434041334	9,567.87	.1434041334	96.67	9,664.54
2015	VTA COM COLLEGE GEN	3,887.08	.0582603135	3,887.08	.0582603135	39.27	3,926.35
2019	VTA COLLEGE CHILD CTR	20.10	.0003013008	20.10	.0003013008	.20	20.30
4001	COUNTY GENERAL FUND	11,142.73	.1670081928	11,142.73	.1670081928	112.57	11,255.30
4002	ERAF 92-93 SHIFT	3,549.44	.0531991866	3,549.44	.0531991866	35.86	3,585.30
4004	ERAF 93-94 SHIFT	7,652.83	.1147014034	7,652.83	.1147014034	77.32	7,730.15
4005	VENTURA CO OFFICE EDUC	1,136.25	.0170301135	1,136.25	.0170301135	11.48	1,147.73
6100	* VCWPD ADMIN	158.00	.0023682484	158.00	.0023682484	1.60	159.60
6120	* VCWPD ZONE 2	1,557.19	.0233393181	1,557.19	.0233393181	15.73	1,572.92
7770	UNITED WTR CONS DIST	384.69	.0057658186	384.69	.0057658186	3.89	388.58
8031	CITY OXNARD DIST #1	11,413.39	.1710650933	11,413.39	.1710650933	115.31	11,528.70
8600	CALLEGUAS MUN WTR	2,677.92	.0401370485	2,677.92	.0401370485	27.06	2,704.98
TRA 03351	Totals:	66,719.56	1.0000000000	66,719.56	1.0000000000	674.08	67,393.64

*** Gross Assessed Valuation Information(Assessed valuations Minus Local Exemptions) ***

	Prior Year A/V	Transfers	Current Year AVI	A/V
Secured	6,506,751			6,574,159
Unsecured				
State Assessed				
	6,506,751		67,408	6,574,159

Fund NO.	Description	Prior Year Allocation	Prior Year Factor	Adjusted Prior Year Allocation	Adjusted Prior Year Factor	Annual Tax Increment	Current Year Allocation
1037	EL SCH GEN RIO	1,933.02	.2011631772	1,933.02	.2011631772	20.16	1,953.18
2007	HI SCH GEN OXNARD	1,365.68	.1421211204	1,365.68	.1421211204	14.24	1,379.92
2015	VTA COM COLLEGE GEN	554.84	.0577391023	554.84	.0577391023	5.79	560.63
2019	VTA COLLEGE CHILD CTR	2.87	.0002983052	2.87	.0002983052	.03	2.90
4001	COUNTY GENERAL FUND	1,804.86	.1878268039	1,804.86	.1878268039	18.83	1,823.69
4002	ERAF 92-93 SHIFT	401.53	.0417872317	401.53	.0417872317	4.19	405.72
4004	ERAF 93-94 SHIFT	962.68	.1001836708	962.68	.1001836708	10.04	972.72
4005	VENTURA CO OFFICE EDUC	249.39	.0259525524	249.39	.0259525524	2.60	251.99
6100	* VCWPD ADMIN	25.02	.0026027129	25.02	.0026027129	.26	25.28
6120	* VCWPD ZONE 2	246.41	.0256425281	246.41	.0256425281	2.57	248.98
7770	UNITED WTR CONS DIST	61.85	.0064370001	61.85	.0064370001	.65	62.50
8031	CITY OXNARD DIST #1	2,001.07	.2082457950	2,001.07	.2082457950	20.87	2,021.94
TRA 03352	Totals:	9,609.22	1.0000000000	9,609.22	1.0000000000	100.23	9,709.45

*** Gross Assessed Valuation Information(Assessed valuations Minus Local Exemptions) ***

	Prior Year	Transfers	Current Year
Secured	A/V 967,571		AVI 977,594
Unsecured			
State Assessed			
	967,571		10,023
			977,594

Fund NO.	Description	Prior Year Allocation	Prior Year Factor	Adjusted Prior Year Allocation	Adjusted Prior Year Factor	Annual Tax Increment	Current Year Allocation
1037	EL SCH GEN RIO		.2010987549		.2010987549		
2007	HI SCH GEN OXNARD		.1420757292		.1420757292		
2015	VTA COM COLLEGE GEN		.0577207954		.0577207954		
2019	VTA COLLEGE CHILD CTR		.0002983823		.0002983823		
4001	COUNTY GENERAL FUND		.3965297035		.3965297035		
4002	ERAF 92-93 SHIFT		.0418161939		.0418161939		
4004	ERAF 93-94 SHIFT		.0998436561		.0998436561		
4005	VENTURA CO OFFICE EDUC		.0259437460		.0259437460		
6100	* VCWPD ADMIN		.0026013770		.0026013770		
6120	* VCWPD ZONE 2		.0256349811		.0256349811		
7770	UNITED WTR CONS DIST		.0064366806		.0064366806		
TRA 03353 Totals:			1.0000000000		1.0000000000		

No Taxable Parcels Within TRA=03353

Fund NO.	Description	Prior Year Allocation	Prior Year Factor	Adjusted Prior Year Allocation	Adjusted Prior Year Factor	Annual Tax Increment	Current Year Allocation
1037	EL SCH GEN RIO	342.92	.2012350625	342.92	.2012350625	3.60	346.52
2007	HI SCH GEN OXNARD	242.27	.1421784672	242.27	.1421784672	2.54	244.81
2015	VTA COM COLLEGE GEN	98.41	.0577528476	98.41	.0577528476	1.03	99.44
2019	VTA COLLEGE CHILD CTR	.51	.0002989080	.51	.0002989080	.01	.52
4001	COUNTY GENERAL FUND	300.97	.1766292077	300.97	.1766292077	3.17	304.14
4002	ERAF 92-93 SHIFT	71.25	.0418089660	71.25	.0418089660	.75	72.00
4004	ERAF 93-94 SHIFT	170.48	.1000451542	170.48	.1000451542	1.79	172.27
4005	VENTURA CO OFFICE EDUC	44.24	.0259604805	44.24	.0259604805	.46	44.70
6100	* VCWPD ADMIN	4.18	.0024548617	4.18	.0024548617	.04	4.22
6120	* VCWPD ZONE 2	41.23	.0241988311	41.23	.0241988311	.43	41.66
7770	UNITED WTR CONS DIST	10.36	.0060799166	10.36	.0060799166	.11	10.47
8031	CITY OXNARD DIST #1	335.64	.1969613137	335.64	.1969613137	3.52	339.16
8600	CALLEGUAS MUN WTR	41.57	.0243959832	41.57	.0243959832	.44	42.01
TRA 03354	Totals:	1,704.03	1.0000000000	1,704.03	1.0000000000	17.89	1,721.92

*** Gross Assessed Valuation Information(Assessed valuations Minus Local Exemptions) ***

	Prior Year A/V	Transfers	Current Year AVI	A/V
Secured	172,894			174,683
Unsecured				
State Assessed				
	172,894		1,789	174,683

Fund NO.	Description	Prior Year Allocation	Prior Year Factor	Adjusted Prior Year Allocation	Adjusted Prior Year Factor	Annual Tax Increment	Current Year Allocation
1037	EL SCH GEN RIO	2,503.31	.2029498099	2,503.31	.2029498099	694.97	3,198.28
2007	HI SCH GEN OXNARD	1,765.56	.1431387352	1,765.56	.1431387352	490.15	2,255.71
2015	VTA COM COLLEGE GEN	717.29	.0581528736	717.29	.0581528736	199.13	916.42
2019	VTA COLLEGE CHILD CTR	3.71	.0003007522	3.71	.0003007522	1.03	4.74
4001	COUNTY GENERAL FUND	2,212.84	.1794017266	2,212.84	.1794017266	614.33	2,827.17
4002	ERAF 92-93 SHIFT	556.11	.0450853943	556.11	.0450853943	154.39	710.50
4004	ERAF 93-94 SHIFT	1,284.34	.1041252836	1,284.34	.1041252836	356.56	1,640.90
4005	VENTURA CO OFFICE EDUC	233.72	.0189484037	233.72	.0189484037	64.89	298.61
6100	* VCWPD ADMIN	30.22	.0024497078	30.22	.0024497078	8.39	38.61
6120	* VCWPD ZONE 2	297.79	.0241424753	297.79	.0241424753	82.67	380.46
7770	UNITED WTR CONS DIST	74.76	.0060607662	74.76	.0060607662	20.75	95.51
8031	CITY OXNARD DIST #1	2,389.54	.1937260656	2,389.54	.1937260656	663.38	3,052.92
8600	CALLEGUAS MUN WTR	265.42	.0215180060	265.42	.0215180060	73.68	339.10
TRA 03980	Totals:	12,334.61	1.0000000000	12,334.61	1.0000000000	3,424.32	15,758.93

*** Gross Assessed Valuation Information(Assessed valuations Minus Local Exemptions) ***

	Prior Year A/V	Transfers	Current Year AVI	A/V
Secured	1,236,078			1,578,510
Unsecured				
State Assessed				
	1,236,078		342,432	1,578,510

Fund NO.	Description	Prior Year Allocation	Prior Year Factor	Adjusted Prior Year Allocation	Adjusted Prior Year Factor	Annual Tax Increment	Current Year Allocation
1037	EL SCH GEN RIO	52.63	.1942125984	52.63	.1942125984	53.41-	.78-
2007	HI SCH GEN OXNARD	37.18	.1372047244	37.18	.1372047244	37.73-	.55-
2015	VTA COM COLLEGE GEN	15.11	.0557480315	15.11	.0557480315	15.33-	.22-
2019	VTA COLLEGE CHILD CTR	.07	.0002755906	.07	.0002755906	.08-	.01-
4001	COUNTY GENERAL FUND	54.01	.1992913386	54.01	.1992913386	54.79-	.78-
4002	ERAF 92-93 SHIFT	14.40	.0531496063	14.40	.0531496063	14.62-	.22-
4004	ERAF 93-94 SHIFT	32.78	.1209448819	32.78	.1209448819	33.26-	.48-
4005	VENTURA CO OFFICE EDUC	6.79	.0250393701	6.79	.0250393701	6.89-	.10-
6100	* VCWPD ADMIN	.66	.0024409449	.66	.0024409449	.67-	.01-
6120	* VCWPD ZONE 2	6.51	.0240157480	6.51	.0240157480	6.60-	.09-
7770	UNITED WTR CONS DIST	1.63	.0060236220	1.63	.0060236220	1.66-	.03-
8031	CITY OXNARD DIST #1	45.92	.1694488189	45.92	.1694488189	46.60-	.68-
8600	CALLEGUAS MUN WTR	3.31	.0122047244	3.31	.0122047244	3.36-	.05-
TRA 03981	Totals:	271.00	1.0000000000	271.00	1.0000000000	275.00-	4.00-

*** Gross Assessed Valuation Information(Assessed valuations Minus Local Exemptions) ***

	Prior Year A/V	Transfers	Current Year AVI	A/V
Secured	27,500			
Unsecured				
State Assessed				
	27,500		27,500-	

Fund NO.	Description	Prior Year Allocation	Prior Year Factor	Adjusted Prior Year Allocation	Adjusted Prior Year Factor	Annual Tax Increment	Current Year Allocation
1029	EL SCH GEN OCN VIEW	841.88	.1887062249	841.88	.1887062249	5.71	847.59
2007	HI SCH GEN OXNARD	602.81	.1351187892	602.81	.1351187892	4.09	606.90
2015	VTA COM COLLEGE GEN	244.64	.0548359156	244.64	.0548359156	1.66	246.30
2019	VTA COLLEGE CHILD CTR	.60	.0001339200	.60	.0001339200		.60
4001	COUNTY GENERAL FUND	908.72	.2036901437	908.72	.2036901437	6.17	914.89
4002	ERAF 92-93 SHIFT	257.32	.0576784754	257.32	.0576784754	1.75	259.07
4004	ERAF 93-94 SHIFT	536.11	.1201694304	536.11	.1201694304	3.64	539.75
4005	VENTURA CO OFFICE EDUC	105.86	.0237275981	105.86	.0237275981	.72	106.58
6100	* VCWPD ADMIN	10.61	.0023781598	10.61	.0023781598	.07	10.68
6120	* VCWPD ZONE 2	109.09	.0244533580	109.09	.0244533580	.74	109.83
7770	UNITED WTR CONS DIST	27.99	.0062747995	27.99	.0062747995	.19	28.18
8031	CITY OXNARD DIST #1	777.66	.1743119861	777.66	.1743119861	5.28	782.94
8600	CALLEGUAS MUN WTR	38.02	.0085211993	38.02	.0085211993	.26	38.28
TRA 03982	Totals:	4,461.31	1.0000000000	4,461.31	1.0000000000	30.28	4,491.59

*** Gross Assessed Valuation Information(Assessed valuations Minus Local Exemptions) ***

	Prior Year A/V	Transfers	Current Year AVI	A/V
Secured	446,312			449,340
Unsecured				
State Assessed				
	446,312		3,028	449,340

Fund NO.	Description	Prior Year Allocation	Prior Year Factor	Adjusted Prior Year Allocation	Adjusted Prior Year Factor	Annual Tax Increment	Current Year Allocation
1031	EL SCH GEN OXNARD	5,705.61	.1935678857	5,705.61	.1935678857	422.27	6,127.88
2007	HI SCH GEN OXNARD	4,022.00	.1364504258	4,022.00	.1364504258	297.67	4,319.67
2015	VTA COM COLLEGE GEN	1,634.00	.0554356522	1,634.00	.0554356522	120.93	1,754.93
2019	VTA COLLEGE CHILD CTR	8.29	.0002808939	8.29	.0002808939	.61	8.90
4001	COUNTY GENERAL FUND	8,555.58	.3177573274	8,555.58	.3177573274	693.20	9,248.78
4002	ERAF 92-93 SHIFT	414.57		414.57			414.57
4004	ERAF 93-94 SHIFT	859.16		859.16			859.16
4005	VENTURA CO OFFICE EDUC	476.33	.0161612645	476.33	.0161612645	35.26	511.59
6100	* VCWPD ADMIN	82.70	.0029055309	82.70	.0029055309	6.34	89.04
6120	* VCWPD ZONE 2	838.18	.0296558118	838.18	.0296558118	64.69	902.87
7770	UNITED WTR CONS DIST	271.13	.0101191313	271.13	.0101191313	22.07	293.20
8031	CITY OXNARD DIST #1	6,240.22	.2239282267	6,240.22	.2239282267	488.50	6,728.72
8600	CALLEGUAS MUN WTR	368.19	.0137378498	368.19	.0137378498	29.97	398.16
TRA 03983	Totals:	29,475.96	1.0000000000	29,475.96	1.0000000000	2,181.51	31,657.47

*** Gross Assessed Valuation Information(Assessed valuations Minus Local Exemptions) ***

	Prior Year A/V	Transfers	Current Year AVI	A/V
Secured	2,918,578			3,136,729
Unsecured				
State Assessed				
	2,918,578		218,151	3,136,729

Fund NO.	Description	Prior Year Allocation	Prior Year Factor	Adjusted Prior Year Allocation	Adjusted Prior Year Factor	Annual Tax Increment	Current Year Allocation
1037	EL SCH GEN RIO	9,456.24	.1915454638	9,456.24	.1915454638	144.06	9,600.30
2007	HI SCH GEN OXNARD	6,680.91	.1353283660	6,680.91	.1353283660	101.78	6,782.69
2015	VTA COM COLLEGE GEN	2,713.77	.0549701381	2,713.77	.0549701381	41.34	2,755.11
2019	VTA COLLEGE CHILD CTR	13.62	.0002758546	13.62	.0002758546	.21	13.83
4001	COUNTY GENERAL FUND	10,005.65	.2026740946	10,005.65	.2026740946	152.42	10,158.07
4002	ERAF 92-93 SHIFT	2,832.59	.0573768759	2,832.59	.0573768759	43.15	2,875.74
4004	ERAF 93-94 SHIFT	5,891.55	.1193391466	5,891.55	.1193391466	89.75	5,981.30
4005	VENTURA CO OFFICE EDUC	1,215.38	.0246186470	1,215.38	.0246186470	18.52	1,233.90
6100	* VCWPD ADMIN	121.92	.0024697022	121.92	.0024697022	1.86	123.78
6120	* VCWPD ZONE 2	1,205.47	.0244180855	1,205.47	.0244180855	18.36	1,223.83
7770	UNITED WTR CONS DIST	309.20	.0062631983	309.20	.0062631983	4.71	313.91
8031	CITY OXNARD DIST #1	8,501.24	.1722010775	8,501.24	.1722010775	129.51	8,630.75
8600	CALLEGUAS MUN WTR	420.58	.0085193499	420.58	.0085193499	6.41	426.99
TRA 03984	Totals:	49,368.12	1.0000000000	49,368.12	1.0000000000	752.08	50,120.20

*** Gross Assessed Valuation Information(Assessed valuations Minus Local Exemptions) ***

	Prior Year A/V	Transfers	Current Year AVI	A/V
Secured	4,939,556			5,000,564
Unsecured				14,200
State Assessed				
	4,939,556		75,208	5,014,764

Fund NO.	Description	Prior Year Allocation	Prior Year Factor	Adjusted Prior Year Allocation	Adjusted Prior Year Factor	Annual Tax Increment	Current Year Allocation
1015	EL SCH GEN PT HUE	2,854.51	.1884155509	2,854.51	.1884155509	105.41-	2,749.10
2007	HI SCH GEN OXNARD	2,044.41	.1349418868	2,044.41	.1349418868	75.50-	1,968.91
2015	VTA COM COLLEGE GEN	830.49	.0548177848	830.49	.0548177848	30.67-	799.82
2019	VTA COLLEGE CHILD CTR	4.27	.0002825708	4.27	.0002825708	.16-	4.11
4001	COUNTY GENERAL FUND	3,113.78	.2055136692	3,113.78	.2055136692	114.98-	2,998.80
4002	ERAF 92-93 SHIFT	873.92	.0576129187	873.92	.0576129187	32.23-	841.69
4004	ERAF 93-94 SHIFT	1,825.48	.1205026918	1,825.48	.1205026918	67.42-	1,758.06
4005	VENTURA CO OFFICE EDUC	372.98	.0246185776	372.98	.0246185776	13.77-	359.21
6100	* VCWPD ADMIN	37.43	.0024707037	37.43	.0024707037	1.38-	36.05
6120	* VCWPD ZONE 2	368.85	.0243478331	368.85	.0243478331	13.62-	355.23
7770	UNITED WTR CONS DIST	94.76	.0062624373	94.76	.0062624373	3.50-	91.26
8031	CITY OXNARD DIST #1	2,600.69	.1717101993	2,600.69	.1717101993	96.07-	2,504.62
8600	CALLEGUAS MUN WTR	128.66	.0085031760	128.66	.0085031760	4.76-	123.90
TRA 03985	Totals:	15,150.23	1.0000000000	15,150.23	1.0000000000	559.47-	14,590.76

*** Gross Assessed Valuation Information(Assessed valuations Minus Local Exemptions) ***

	Prior Year A/V	Transfers	Current Year AVI	A/V
Secured	1,516,563			1,460,616
Unsecured				
State Assessed				
	1,516,563		55,947-	1,460,616

Fund NO.	Description	Prior Year Allocation	Prior Year Factor	Adjusted Prior Year Allocation	Adjusted Prior Year Factor	Annual Tax Increment	Current Year Allocation
1029	EL SCH GEN OCN VIEW	1,376.36	.1806956250	1,376.36	.1806956250	206.67	1,583.03
2007	HI SCH GEN OXNARD	1,044.43	.1371176792	1,044.43	.1371176792	156.82	1,201.25
2015	VTA COM COLLEGE GEN	424.27	.0556999142	424.27	.0556999142	63.71	487.98
2019	VTA COLLEGE CHILD CTR	2.19	.0002869843	2.19	.0002869843	.33	2.52
4001	COUNTY GENERAL FUND	1,564.81	.2054386648	1,564.81	.2054386648	234.96	1,799.77
4002	ERAF 92-93 SHIFT	446.58	.0586290260	446.58	.0586290260	67.06	513.64
4004	ERAF 93-94 SHIFT	920.22	.1208110427	920.22	.1208110427	138.17	1,058.39
4005	VENTURA CO OFFICE EDUC	190.44	.0250019496	190.44	.0250019496	28.60	219.04
6100	* VCWPD ADMIN	19.08	.0025048741	19.08	.0025048741	2.86	21.94
6120	* VCWPD ZONE 2	188.47	.0247430399	188.47	.0247430399	28.30	216.77
7770	UNITED WTR CONS DIST	48.03	.0063058567	48.03	.0063058567	7.21	55.24
8031	CITY OXNARD DIST #1	1,326.79	.1741885674	1,326.79	.1741885674	199.22	1,526.01
8600	CALLEGUAS MUN WTR	65.33	.0085767761	65.33	.0085767761	9.81	75.14
TRA 03986	Totals:	7,617.00	1.0000000000	7,617.00	1.0000000000	1,143.72	8,760.72

*** Gross Assessed Valuation Information(Assessed valuations Minus Local Exemptions) ***

	Prior Year A/V	Transfers	Current Year AVI	A/V
Secured	749,750			864,122
Unsecured				
State Assessed				
	749,750		114,372	864,122

Fund NO.	Description	Prior Year Allocation	Prior Year Factor	Adjusted Prior Year Allocation	Adjusted Prior Year Factor	Annual Tax Increment	Current Year Allocation
1029	EL SCH GEN OCN VIEW	4,219.20	.1801619893	4,219.20	.1801619893	51.84	4,271.04
2007	HI SCH GEN OXNARD	3,201.61	.1367105770	3,201.61	.1367105770	39.34	3,240.95
2015	VTA COM COLLEGE GEN	1,300.65	.0555384023	1,300.65	.0555384023	15.98	1,316.63
2019	VTA COLLEGE CHILD CTR	6.72	.0002869638	6.72	.0002869638	.08	6.80
4001	COUNTY GENERAL FUND	4,797.07	.2048372478	4,797.07	.2048372478	58.96	4,856.03
4002	ERAF 92-93 SHIFT	1,367.62	.0583980516	1,367.62	.0583980516	16.80	1,384.42
4004	ERAF 93-94 SHIFT	2,831.38	.1209012299	2,831.38	.1209012299	34.79	2,866.17
4005	VENTURA CO OFFICE EDUC	584.16	.0249440602	584.16	.0249440602	7.18	591.34
6100	* VCWPD ADMIN	58.56	.0025004904	58.56	.0025004904	.72	59.28
6120	* VCWPD ZONE 2	577.69	.0246675397	577.69	.0246675397	7.10	584.79
7770	UNITED WTR CONS DIST	148.25	.0063304589	148.25	.0063304589	1.82	150.07
8031	CITY OXNARD DIST #1	4,124.62	.1761236088	4,124.62	.1761236088	50.68	4,175.30
8600	CALLEGUAS MUN WTR	201.39	.0085993803	201.39	.0085993803	2.47	203.86
TRA 03987	Totals:	23,418.92	1.0000000000	23,418.92	1.0000000000	287.76	23,706.68

*** Gross Assessed Valuation Information(Assessed valuations Minus Local Exemptions) ***

	Prior Year A/V	Transfers	Current Year AVI	A/V
Secured	2,332,068			2,360,844
Unsecured				
State Assessed				
	2,332,068		28,776	2,360,844

Fund NO.	Description	Prior Year Allocation	Prior Year Factor	Adjusted Prior Year Allocation	Adjusted Prior Year Factor	Annual Tax Increment	Current Year Allocation
1037	EL SCH GEN RIO	87.78	.1915012438	87.78	.1915012438	152.73	240.51
2007	HI SCH GEN OXNARD	61.98	.1352617150	61.98	.1352617150	107.87	169.85
2015	VTA COM COLLEGE GEN	25.18	.0549322232	25.18	.0549322232	43.81	68.99
2019	VTA COLLEGE CHILD CTR	.13	.0002284612	.13	.0002284612	.18	.31
4001	COUNTY GENERAL FUND	93.04	.2030079879	93.04	.2030079879	161.90	254.94
4002	ERAF 92-93 SHIFT	26.45	.0573723663	26.45	.0573723663	45.76	72.21
4004	ERAF 93-94 SHIFT	54.75	.1194886700	54.75	.1194886700	95.29	150.04
4005	VENTURA CO OFFICE EDUC	11.19	.0244399290	11.19	.0244399290	19.49	30.68
6100	* VCWPD ADMIN	1.12	.0024462199	1.12	.0024462199	1.95	3.07
6120	* VCWPD ZONE 2	11.19	.0243834581	11.19	.0243834581	19.45	30.64
7770	UNITED WTR CONS DIST	2.88	.0062553049	2.88	.0062553049	4.99	7.87
8031	CITY OXNARD DIST #1	78.80	.1722046414	78.80	.1722046414	137.34	216.14
8600	CALLEGUAS MUN WTR	3.86	.0084777793	3.86	.0084777793	6.76	10.62
TRA 03988	Totals:	458.35	1.0000000000	458.35	1.0000000000	797.52	1,255.87

*** Gross Assessed Valuation Information(Assessed valuations Minus Local Exemptions) ***

	Prior Year A/V	Transfers	Current Year AVI	A/V
Secured	43,854			123,606
Unsecured				
State Assessed				
	43,854		79,752	123,606

Fund NO.	Description	Prior Year Allocation	Prior Year Factor	Adjusted Prior Year Allocation	Adjusted Prior Year Factor	Annual Tax Increment	Current Year Allocation
1029	EL SCH GEN OCN VIEW	9,197.35	.1801616317	9,197.35	.1801616317	351.90	9,549.25
2007	HI SCH GEN OXNARD	6,979.06	.1367088062	6,979.06	.1367088062	267.02	7,246.08
2015	VTA COM COLLEGE GEN	2,835.32	.0555395233	2,835.32	.0555395233	108.48	2,943.80
2019	VTA COLLEGE CHILD CTR	14.40	.0002820723	14.40	.0002820723	.55	14.95
4001	COUNTY GENERAL FUND	10,456.85	.2048334225	10,456.85	.2048334225	400.09	10,856.94
4002	ERAF 92-93 SHIFT	2,977.56	.0583256887	2,977.56	.0583256887	113.92	3,091.48
4004	ERAF 93-94 SHIFT	6,172.49	.1209093904	6,172.49	.1209093904	236.16	6,408.65
4005	VENTURA CO OFFICE EDUC	1,273.37	.0249433163	1,273.37	.0249433163	48.72	1,322.09
6100	* VCWPD ADMIN	127.80	.0025034199	127.80	.0025034199	4.89	132.69
6120	* VCWPD ZONE 2	1,259.35	.0246686492	1,259.35	.0246686492	48.18	1,307.53
7770	UNITED WTR CONS DIST	323.51	.0063370901	323.51	.0063370901	12.38	335.89
8031	CITY OXNARD DIST #1	8,993.90	.1761764907	8,993.90	.1761764907	344.11	9,338.01
8600	CALLEGUAS MUN WTR	439.57	.0086104987	439.57	.0086104987	16.82	456.39
TRA 03989	Totals:	51,050.53	1.0000000000	51,050.53	1.0000000000	1,953.22	53,003.75

*** Gross Assessed Valuation Information(Assessed valuations Minus Local Exemptions) ***

	Prior Year A/V	Transfers	Current Year AVI	A/V
Secured	5,079,120			5,274,442
Unsecured	15,000			15,000
State Assessed				
	5,094,120		195,322	5,289,442

Fund NO.	Description	Prior Year Allocation	Prior Year Factor	Adjusted Prior Year Allocation	Adjusted Prior Year Factor	Annual Tax Increment	Current Year Allocation
1031	EL SCH GEN OXNARD	4,370.10	.1930123160	4,370.10	.1930123160	10.69	4,380.79
2007	HI SCH GEN OXNARD	3,080.58	.1360586723	3,080.58	.1360586723	7.54	3,088.12
2015	VTA COM COLLEGE GEN	1,251.54	.0552763414	1,251.54	.0552763414	3.06	1,254.60
2019	VTA COLLEGE CHILD CTR	6.41	.0002829124	6.41	.0002829124	.02	6.43
4001	COUNTY GENERAL FUND	4,611.60	.2036792731	4,611.60	.2036792731	11.30	4,622.90
4002	ERAF 92-93 SHIFT	1,312.79	.0579814075	1,312.79	.0579814075	3.21	1,316.00
4004	ERAF 93-94 SHIFT	2,724.57	.1203350974	2,724.57	.1203350974	6.67	2,731.24
4005	VENTURA CO OFFICE EDUC	365.43	.0161396226	365.43	.0161396226	.89	366.32
6100	* VCWPD ADMIN	56.36	.0024892256	56.36	.0024892256	.14	56.50
6120	* VCWPD ZONE 2	555.86	.0245503408	555.86	.0245503408	1.36	557.22
7770	UNITED WTR CONS DIST	142.75	.0063047607	142.75	.0063047607	.35	143.10
8031	CITY OXNARD DIST #1	3,969.57	.1753224747	3,969.57	.1753224747	9.71	3,979.28
8600	CALLEGUAS MUN WTR	193.98	.0085675555	193.98	.0085675555	.47	194.45
TRA 03990	Totals:	22,641.54	1.0000000000	22,641.54	1.0000000000	55.41	22,696.95

*** Gross Assessed Valuation Information(Assessed valuations Minus Local Exemptions) ***

	Prior Year A/V	Transfers	Current Year AVI	A/V
Secured	2,258,494			2,264,035
Unsecured				
State Assessed				
	2,258,494		5,541	2,264,035

Fund NO.	Description	Prior Year Allocation	Prior Year Factor	Adjusted Prior Year Allocation	Adjusted Prior Year Factor	Annual Tax Increment	Current Year Allocation
1029	EL SCH GEN OCN VIEW	296.82	.1801703136	296.82	.1801703136	4.14	300.96
2007	HI SCH GEN OXNARD	225.20	.1366978834	225.20	.1366978834	3.14	228.34
2015	VTA COM COLLEGE GEN	91.50	.0555418967	91.50	.0555418967	1.28	92.78
2019	VTA COLLEGE CHILD CTR	.35	.0002235086	.35	.0002235086	.01	.36
4001	COUNTY GENERAL FUND	337.86	.2051385811	337.86	.2051385811	4.70	342.56
4002	ERAF 92-93 SHIFT	95.95	.0582251435	95.95	.0582251435	1.34	97.29
4004	ERAF 93-94 SHIFT	199.55	.1211246603	199.55	.1211246603	2.79	202.34
4005	VENTURA CO OFFICE EDUC	40.61	.0246530534	40.61	.0246530534	.57	41.18
6100	* VCWPD ADMIN	4.13	.0024956158	4.13	.0024956158	.06	4.19
6120	* VCWPD ZONE 2	40.59	.0246434397	40.59	.0246434397	.57	41.16
7770	UNITED WTR CONS DIST	10.43	.0063256127	10.43	.0063256127	.15	10.58
8031	CITY OXNARD DIST #1	290.21	.1761574681	290.21	.1761574681	4.05	294.26
8600	CALLEGUAS MUN WTR	14.16	.0086028231	14.16	.0086028231	.20	14.36
TRA 03991	Totals:	1,647.36	1.0000000000	1,647.36	1.0000000000	23.00	1,670.36

*** Gross Assessed Valuation Information(Assessed valuations Minus Local Exemptions) ***

	Prior Year A/V	Transfers	Current Year AVI	A/V
Secured	162,800			165,100
Unsecured				
State Assessed				
	162,800		2,300	165,100

Fund NO.	Description	Prior Year Allocation	Prior Year Factor	Adjusted Prior Year Allocation	Adjusted Prior Year Factor	Annual Tax Increment	Current Year Allocation
1037	EL SCH GEN RIO	2,009.30	.1915547432	2,009.30	.1915547432	11.83-	1,997.47
2007	HI SCH GEN OXNARD	1,419.54	.1353280882	1,419.54	.1353280882	8.36-	1,411.18
2015	VTA COM COLLEGE GEN	576.59	.0549683435	576.59	.0549683435	3.39-	573.20
2019	VTA COLLEGE CHILD CTR	2.64	.0002516623	2.64	.0002516623	.02-	2.62
4001	COUNTY GENERAL FUND	2,126.18	.2026930358	2,126.18	.2026930358	12.51-	2,113.67
4002	ERAF 92-93 SHIFT	601.96	.0573828848	601.96	.0573828848	3.54-	598.42
4004	ERAF 93-94 SHIFT	1,251.94	.1193532579	1,251.94	.1193532579	7.37-	1,244.57
4005	VENTURA CO OFFICE EDUC	257.91	.0245877653	257.91	.0245877653	1.52-	256.39
6100	* VCWPD ADMIN	26.03	.0024815324	26.03	.0024815324	.15-	25.88
6120	* VCWPD ZONE 2	256.09	.0244125242	256.09	.0244125242	1.51-	254.58
7770	UNITED WTR CONS DIST	65.71	.0062650500	65.71	.0062650500	.39-	65.32
8031	CITY OXNARD DIST #1	1,806.19	.1721939918	1,806.19	.1721939918	10.63-	1,795.56
8600	CALLEGUAS MUN WTR	89.44	.0085271206	89.44	.0085271206	.53-	88.91
TRA 03992	Totals:	10,489.52	1.0000000000	10,489.52	1.0000000000	61.75-	10,427.77

*** Gross Assessed Valuation Information(Assessed valuations Minus Local Exemptions) ***

	Prior Year A/V	Transfers	Current Year AVI	A/V
Secured	1,048,300			1,042,125
Unsecured				
State Assessed				
	1,048,300		6,175-	1,042,125

Fund NO.	Description	Prior Year Allocation	Prior Year Factor	Adjusted Prior Year Allocation	Adjusted Prior Year Factor	Annual Tax Increment	Current Year Allocation
1029	EL SCH GEN OCN VIEW	284.58	.1799084298	284.58	.1799084298	6.24	290.82
2007	HI SCH GEN OXNARD	215.99	.1365472664	215.99	.1365472664	4.73	220.72
2015	VTA COM COLLEGE GEN	88.19	.0557500673	88.19	.0557500673	1.93	90.12
2019	VTA COLLEGE CHILD CTR	.40	.0002693240	.40	.0002693240	.01	.41
4001	COUNTY GENERAL FUND	326.35	.2062959747	326.35	.2062959747	7.15	333.50
4002	ERAF 92-93 SHIFT	92.30	.0583536739	92.30	.0583536739	2.02	94.32
4004	ERAF 93-94 SHIFT	192.40	.1216368008	192.40	.1216368008	4.22	196.62
4005	VENTURA CO OFFICE EDUC	37.03	.0234173438	37.03	.0234173438	.81	37.84
6100	* VCWPD ADMIN	3.67	.0023108782	3.67	.0023108782	.08	3.75
6120	* VCWPD ZONE 2	38.56	.0243786430	38.56	.0243786430	.85	39.41
7770	UNITED WTR CONS DIST	10.12	.0063841550	10.12	.0063841550	.22	10.34
8031	CITY OXNARD DIST #1	278.65	.1761545660	278.65	.1761545660	6.11	284.76
8600	CALLEGUAS MUN WTR	13.60	.0085928771	13.60	.0085928771	.30	13.90
TRA 03993	Totals:	1,581.84	1.0000000000	1,581.84	1.0000000000	34.67	1,616.51

*** Gross Assessed Valuation Information(Assessed valuations Minus Local Exemptions) ***

	Prior Year A/V	Transfers	Current Year AVI	A/V
Secured	158,030			161,497
Unsecured				
State Assessed				
	158,030		3,467	161,497

Fund NO.	Description	Prior Year Allocation	Prior Year Factor	Adjusted Prior Year Allocation	Adjusted Prior Year Factor	Annual Tax Increment	Current Year Allocation
1029	EL SCH GEN OCN VIEW	5,355.79	.1608752903	5,355.79	.1608752903	109.04-	5,246.75
2007	HI SCH GEN OXNARD	4,064.04	.1220734267	4,064.04	.1220734267	82.74-	3,981.30
2015	VTA COM COLLEGE GEN	1,651.04	.0495939114	1,651.04	.0495939114	33.62-	1,617.42
2019	VTA COLLEGE CHILD CTR	8.47	.0002544771	8.47	.0002544771	.17-	8.30
4001	COUNTY GENERAL FUND	6,998.19	.2102038801	6,998.19	.2102038801	142.50-	6,855.69
4002	ERAF 92-93 SHIFT	2,059.93	.0618493822	2,059.93	.0618493822	41.92-	2,018.01
4004	ERAF 93-94 SHIFT	3,077.58	.0924432735	3,077.58	.0924432735	62.66-	3,014.92
4005	VENTURA CO OFFICE EDUC	741.80	.0222819009	741.80	.0222819009	15.10-	726.70
6100	* VCWPD ADMIN	74.40	.0022348313	74.40	.0022348313	1.51-	72.89
6120	* VCWPD ZONE 2	733.36	.0220279972	733.36	.0220279972	14.93-	718.43
7770	UNITED WTR CONS DIST	199.95	.0060186158	199.95	.0060186158	4.08-	195.87
8034	CITY OXNARD DIST #4	8,071.14	.2424505214	8,071.14	.2424505214	164.34-	7,906.80
8600	CALLEGUAS MUN WTR	255.85	.0076924921	255.85	.0076924921	5.21-	250.64
TRA 03994	Totals:	33,291.54	1.0000000000	33,291.54	1.0000000000	677.82-	32,613.72

*** Gross Assessed Valuation Information(Assessed valuations Minus Local Exemptions) ***

	Prior Year A/V	Transfers	Current Year AVI	A/V
Secured	3,298,555			3,230,773
Unsecured				
State Assessed				
	3,298,555		67,782-	3,230,773

Fund NO.	Description	Prior Year Allocation	Prior Year Factor	Adjusted Prior Year Allocation	Adjusted Prior Year Factor	Annual Tax Increment	Current Year Allocation
1029	EL SCH GEN OCN VIEW	25.87	.1805880147	25.87	.1805880147	.36	26.23
2007	HI SCH GEN OXNARD	19.64	.1371072449	19.64	.1371072449	.27	19.91
2015	VTA COM COLLEGE GEN	8.01	.0556853920	8.01	.0556853920	.11	8.12
2019	VTA COLLEGE CHILD CTR	.04	.0002308203	.04	.0002308203		.04
4001	COUNTY GENERAL FUND	29.43	.2054406278	29.43	.2054406278	.41	29.84
4002	ERAF 92-93 SHIFT	8.34	.0582037775	8.34	.0582037775	.12	8.46
4004	ERAF 93-94 SHIFT	17.32	.1209120591	17.32	.1209120591	.24	17.56
4005	VENTURA CO OFFICE EDUC	3.57	.0249959857	3.57	.0249959857	.05	3.62
6100	* VCWPD ADMIN	.34	.0025362022	.34	.0025362022	.01	.35
6120	* VCWPD ZONE 2	3.54	.0247347896	3.54	.0247347896	.05	3.59
7770	UNITED WTR CONS DIST	.92	.0063426645	.92	.0063426645	.01	.93
8031	CITY OXNARD DIST #1	24.96	.1746047883	24.96	.1746047883	.35	25.31
8600	CALLEGUAS MUN WTR	1.24	.0086176334	1.24	.0086176334	.02	1.26
TRA 03995	Totals:	143.22	1.0000000000	143.22	1.0000000000	2.00	145.22

*** Gross Assessed Valuation Information(Assessed valuations Minus Local Exemptions) ***

	Prior Year A/V	Transfers	Current Year AVI	A/V
Secured	12,200			12,400
Unsecured				
State Assessed	12,200		200	12,400

Fund NO.	Description	Prior Year Allocation	Prior Year Factor	Adjusted Prior Year Allocation	Adjusted Prior Year Factor	Annual Tax Increment	Current Year Allocation
1029	EL SCH GEN OCN VIEW	8,682.34	.1801650399	8,682.34	.1801650399	137.32-	8,545.02
2007	HI SCH GEN OXNARD	6,588.29	.1367119700	6,588.29	.1367119700	104.20-	6,484.09
2015	VTA COM COLLEGE GEN	2,676.52	.0555398943	2,676.52	.0555398943	42.33-	2,634.19
2019	VTA COLLEGE CHILD CTR	13.82	.0002868726	13.82	.0002868726	.22-	13.60
4001	COUNTY GENERAL FUND	9,870.18	.2048132706	9,870.18	.2048132706	156.10-	9,714.08
4002	ERAF 92-93 SHIFT	2,810.24	.0583146527	2,810.24	.0583146527	44.45-	2,765.79
4004	ERAF 93-94 SHIFT	5,826.41	.1209023522	5,826.41	.1209023522	92.15-	5,734.26
4005	VENTURA CO OFFICE EDUC	1,202.75	.0249579178	1,202.75	.0249579178	19.02-	1,183.73
6100	* VCWPD ADMIN	120.62	.0025030201	120.62	.0025030201	1.91-	118.71
6120	* VCWPD ZONE 2	1,188.79	.0246683346	1,188.79	.0246683346	18.80-	1,169.99
7770	UNITED WTR CONS DIST	305.53	.0063398849	305.53	.0063398849	4.83-	300.70
8031	CITY OXNARD DIST #1	8,490.53	.1761849646	8,490.53	.1761849646	134.28-	8,356.25
8600	CALLEGUAS MUN WTR	415.01	.0086118257	415.01	.0086118257	6.56-	408.45
TRA 03996	Totals:	48,191.03	1.0000000000	48,191.03	1.0000000000	762.17-	47,428.86

*** Gross Assessed Valuation Information(Assessed valuations Minus Local Exemptions) ***

	Prior Year A/V	Transfers	Current Year AVI	A/V
Secured	4,677,941			4,601,724
Unsecured				
State Assessed				
	4,677,941		76,217-	4,601,724

Fund NO.	Description	Prior Year Allocation	Prior Year Factor	Adjusted Prior Year Allocation	Adjusted Prior Year Factor	Annual Tax Increment	Current Year Allocation
1015	EL SCH GEN PT HUE	6,049.06	.1889123471	6,049.06	.1889123471	943.68	6,992.74
2007	HI SCH GEN OXNARD	4,332.14	.1352934669	4,332.14	.1352934669	675.84	5,007.98
2015	VTA COM COLLEGE GEN	1,759.98	.0549628238	1,759.98	.0549628238	274.56	2,034.54
2019	VTA COLLEGE CHILD CTR	9.05	.0002824400	9.05	.0002824400	1.41	10.46
4001	COUNTY GENERAL FUND	6,484.96	.2025224739	6,484.96	.2025224739	1,011.66	7,496.62
4002	ERAF 92-93 SHIFT	1,845.06	.0575996111	1,845.06	.0575996111	287.73	2,132.79
4004	ERAF 93-94 SHIFT	3,831.73	.1196677185	3,831.73	.1196677185	597.78	4,429.51
4005	VENTURA CO OFFICE EDUC	790.53	.0246892108	790.53	.0246892108	123.33	913.86
6100	* VCWPD ADMIN	79.22	.0024745165	79.22	.0024745165	12.36	91.58
6120	* VCWPD ZONE 2	781.76	.0244147844	781.76	.0244147844	121.96	903.72
7770	UNITED WTR CONS DIST	200.69	.0062696184	200.69	.0062696184	31.32	232.01
8031	CITY OXNARD DIST #1	5,583.39	.1743845023	5,583.39	.1743845023	871.11	6,454.50
8600	CALLEGUAS MUN WTR	272.91	.0085264863	272.91	.0085264863	42.59	315.50
TRA 03997	Totals:	32,020.48	1.0000000000	32,020.48	1.0000000000	4,995.33	37,015.81

*** Gross Assessed Valuation Information(Assessed valuations Minus Local Exemptions) ***








	Prior Year A/V	Transfers	Current Year AVI	A/V
Secured	3,198,594			3,698,127
Unsecured				
State Assessed				
	3,198,594		499,533	3,698,127

Fund NO.	Description	Prior Year Allocation	Prior Year Factor	Adjusted Prior Year Allocation	Adjusted Prior Year Factor	Annual Tax Increment	Current Year Allocation
1037	EL SCH GEN RIO	18.72	.1915388478	18.72	.1915388478		18.72
2007	HI SCH GEN OXNARD	13.22	.1353233670	13.22	.1353233670		13.22
2015	VTA COM COLLEGE GEN	5.37	.0549683355	5.37	.0549683355		5.37
2019	VTA COLLEGE CHILD CTR		.0002656258		.0002656258		
4001	COUNTY GENERAL FUND	19.99	.2026775971	19.99	.2026775971		19.99
4002	ERAF 92-93 SHIFT	6.40	.0573785104	6.40	.0573785104		6.40
4004	ERAF 93-94 SHIFT	11.57	.1193417456	11.57	.1193417456		11.57
4005	VENTURA CO OFFICE EDUC	2.40	.0246557475	2.40	.0246557475		2.40
6100	* VCWPD ADMIN	.25	.0024703130	.25	.0024703130		.25
6120	* VCWPD ZONE 2	2.39	.0244070566	2.39	.0244070566		2.39
7770	UNITED WTR CONS DIST	.52	.0062590139	.52	.0062590139		.52
8031	CITY OXNARD DIST #1	16.25	.1721930061	16.25	.1721930061		16.25
8600	CALLEGUAS MUN WTR	.71	.0085208337	.71	.0085208337		.71
TRA 03998	Totals:	97.79	1.0000000000	97.79	1.0000000000		97.79

Fund NO.	Description	Prior Year Allocation	Prior Year Factor	Adjusted Prior Year Allocation	Adjusted Prior Year Factor	Annual Tax Increment	Current Year Allocation
1031	EL SCH GEN OXNARD	14,450.26	.1935476433	14,450.26	.1935476433	554.41	15,004.67
2007	HI SCH GEN OXNARD	10,185.81	.1364294910	10,185.81	.1364294910	390.79	10,576.60
2015	VTA COM COLLEGE GEN	4,138.21	.0554272429	4,138.21	.0554272429	158.77	4,296.98
2019	VTA COLLEGE CHILD CTR	21.24	.0002843802	21.24	.0002843802	.81	22.05
4001	COUNTY GENERAL FUND	15,262.97	.2044339121	15,262.97	.2044339121	585.58	15,848.55
4002	ERAF 92-93 SHIFT	4,319.56	.0578526661	4,319.56	.0578526661	165.72	4,485.28
4004	ERAF 93-94 SHIFT	8,986.43	.1203648665	8,986.43	.1203648665	344.78	9,331.21
4005	VENTURA CO OFFICE EDUC	1,198.72	.0160557877	1,198.72	.0160557877	45.99	1,244.71
6100	* VCWPD ADMIN	185.63	.0024861251	185.63	.0024861251	7.12	192.75
6120	* VCWPD ZONE 2	1,838.02	.0246184832	1,838.02	.0246184832	70.52	1,908.54
7770	UNITED WTR CONS DIST	470.85	.0063069284	470.85	.0063069284	18.07	488.92
8031	CITY OXNARD DIST #1	12,960.88	.1736011803	12,960.88	.1736011803	497.27	13,458.15
8600	CALLEGUAS MUN WTR	641.42	.0085912932	641.42	.0085912932	24.61	666.03
TRA 03999	Totals:	74,660.00	1.0000000000	74,660.00	1.0000000000	2,864.44	77,524.44

*** Gross Assessed Valuation Information(Assessed valuations Minus Local Exemptions) ***

	Prior Year A/V	Transfers	Current Year AVI	A/V
Secured	7,464,299			7,750,743
Unsecured				
State Assessed				
	7,464,299		286,444	7,750,743







Fund NO.	Description	Prior Year Allocation	Prior Year Factor	Adjusted Prior Year Allocation	Adjusted Prior Year Factor	Annual Tax Increment	Current Year Allocation
1015	EL SCH GEN PT HUE	4,028,303.87	.0185782190	4,028,303.87	.0183896512	99,757.03	4,128,060.90
1029	EL SCH GEN OCN VIEW	1,648,240.49	.0072304156	1,648,240.49	.0075243995	380,235.72	2,028,476.21
1031	EL SCH GEN OXNARD	26,154,000.43	.1191280528	26,154,000.43	.1193958948	953,711.36	27,107,711.79
1037	EL SCH GEN RIO	10,799,687.35	.0497172972	10,799,687.35	.0493017632	570,055.36	11,369,742.71
2007	HI SCH GEN OXNARD	30,092,031.12	.1373743260	30,092,031.12	.1373734390	1,430,979.91	31,523,011.03
2015	VTA COM COLLEGE GEN	12,190,064.07	.0556489432	12,190,064.07	.0556489861	580,201.19	12,770,265.26
2019	VTA COLLEGE CHILD CTR	63,168.32	.0002883652	63,168.32	.0002883703	3,001.22	66,169.54
4001	COUNTY GENERAL FUND Negotiated Revenue:	44,516,518.97 57.91-	.2029845174	44,516,461.06	.2032225516	2,330,219.38	46,846,680.44
4002	ERAF 92-93 SHIFT	11,854,080.35	.0542082729	11,854,080.35	.0541151834	479,860.32	12,333,940.67
4004	ERAF 93-94 SHIFT	24,652,166.00	.1127586138	24,652,166.00	.1125398551	997,424.94	25,649,590.94
4005	VENTURA CO OFFICE EDUC	4,213,221.61	.0192278418	4,213,221.61	.0192338211	209,058.84	4,422,280.45
6100	* VCWPD ADMIN Negotiated Revenue:	564,956.88 .71-	.0025796050	564,956.17	.0025790872	26,874.68	591,830.85
6120	* VCWPD ZONE 2 Negotiated Revenue:	5,419,364.62 6.97-	.0247261367	5,419,357.65	.0247399650	266,419.09	5,685,776.74
6140	* VCWPD ZONE 4	42.97	.0000003673	42.97	.0000001962	17.93	60.90
7735	OXNARD DRAIN #1	390.03	.0000015311	390.03	.0000017805	171.91	561.94
7770	UNITED WTR CONS DIST	1,416,398.07	.0064580017	1,416,398.07	.0064660133	73,352.67	1,489,750.74
8031	CITY OXNARD DIST #1	39,312,561.13	.1794179302	39,312,561.13	.1794661748	1,944,042.80	41,256,603.93
8034	CITY OXNARD DIST #4 Negotiated Revenue:	135,662.04 77.50-	.0005909126	135,584.54	.0006189584	628.50	136,213.04
8600	CALLEGUAS MUN WTR Negotiated Revenue:	1,991,902.86 143.09	.0090806505	1,992,045.95	.0090939093	100,573.13	2,092,619.08
Prime = 03 Totals:		219,052,761.18	1.0000000000	219,052,761.18	1.0000000000	10,446,585.98	229,499,347.16

See Next Page For Gross Assessed Valuation Information

*** Gross Assessed Valuation Information(Assessed valuations Minus Local Exemptions) ***

	Prior Year	-----	Current Year	-----
	A/V	Transfers	AVI	A/V
Secured	20,905,531,441			21,735,425,737
Unsecured	1,057,722,200			1,092,487,132
State Assessed	60,058,159			240,057,529
	-----		-----	-----
	22,023,311,800		1,044,658,598	23,067,970,398



Fund NO.	Description	Prior Year Allocation	Prior Year Factor	Adjusted Prior Year Allocation	Adjusted Prior Year Factor	Annual Tax Increment	Current Year Allocation
1045	EL SCH GEN ST PAULA	2,555,757.39	.1899360065	2,555,757.39	.1899360065	122,390.18	2,678,147.57
2010	UNIFIED SCH-ST PAULA	1,822,126.60	.1354148310	1,822,126.60	.1354148310	87,258.05	1,909,384.65
2015	VTA COM COLLEGE GEN	655,026.93	.0486795800	655,026.93	.0486795800	31,367.95	686,394.88
2019	VTA COLLEGE CHILD CTR	3,386.53	.0002516751	3,386.53	.0002516751	162.17	3,548.70
4001	COUNTY GENERAL FUND	2,432,880.88	.1807983432	2,432,880.88	.1807983432	116,502.10	2,549,382.98
4002	ERAF 92-93 SHIFT	738,862.27	.0549188743	738,862.27	.0549188743	35,388.40	774,250.67
4004	ERAF 93-94 SHIFT	1,640,929.10	.1219469000	1,640,929.10	.1219469000	78,579.64	1,719,508.74
4005	VENTURA CO OFFICE EDUC	289,434.47	.0215098765	289,434.47	.0215098765	13,860.45	303,294.92
6001	* FIRE PROTECTION DIST	2,138,742.55	.1589447503	2,138,742.55	.1589447503	102,420.16	2,241,162.71
6100	* VCWPD ADMIN	29,524.60	.0021941782	29,524.60	.0021941782	1,413.88	30,938.48
6120	* VCWPD ZONE 2	290,944.10	.0216220705	290,944.10	.0216220705	13,932.74	304,876.84
7586	BLANCHARD/SANTA PAULA LIB	213,565.08	.0158714987	213,565.08	.0158714987	10,227.21	223,792.29
7770	UNITED WTR CONS DIST	76,179.71	.0056602792	76,179.71	.0056602792	3,647.35	79,827.06
8050	CITY SANTA PAULA	568,526.51	.0422511365	568,526.51	.0422511365	27,225.61	595,752.12
TRA 04001	Totals:	13,455,886.72	1.0000000000	13,455,886.72	1.0000000000	644,375.89	14,100,262.61

*** Gross Assessed Valuation Information(Assessed valuations Minus Local Exemptions) ***

	Prior Year A/V	Transfers	Current Year AVI	A/V
Secured	1,315,346,955		1,383,088,467	
Unsecured	21,889,629		18,585,706	
State Assessed				
	1,337,236,584		64,437,589	1,401,674,173

Fund NO.	Description	Prior Year Allocation	Prior Year Factor	Adjusted Prior Year Allocation	Adjusted Prior Year Factor	Annual Tax Increment	Current Year Allocation
1005	EL SCH GEN BRIGGS	33,502.48	.1657416594	33,502.48	.1657416594	343.28	33,845.76
2010	UNIFIED SCH-ST PAULA	28,228.00	.1396480507	28,228.00	.1396480507	289.24	28,517.24
2015	VTA COM COLLEGE GEN	10,147.54	.0502012572	10,147.54	.0502012572	103.98	10,251.52
2019	VTA COLLEGE CHILD CTR	52.44	.0002593987	52.44	.0002593987	.54	52.98
4001	COUNTY GENERAL FUND	37,682.23	.1864197646	37,682.23	.1864197646	386.11	38,068.34
4002	ERAF 92-93 SHIFT	11,487.16	.0568286789	11,487.16	.0568286789	117.70	11,604.86
4004	ERAF 93-94 SHIFT	25,224.14	.1247875155	25,224.14	.1247875155	258.46	25,482.60
4005	VENTURA CO OFFICE EDUC	4,609.64	.0228045231	4,609.64	.0228045231	47.23	4,656.87
6001	* FIRE PROTECTION DIST	32,991.57	.1632141468	32,991.57	.1632141468	338.05	33,329.62
6100	* VCWPD ADMIN	457.56	.0022636071	457.56	.0022636071	4.69	462.25
6120	* VCWPD ZONE 2	4,509.32	.0223082906	4,509.32	.0223082906	46.20	4,555.52
7586	BLANCHARD/SANTA PAULA LIB	3,309.88	.0163744956	3,309.88	.0163744956	33.91	3,343.79
7770	UNITED WTR CONS DIST	1,164.82	.0057625467	1,164.82	.0057625467	11.94	1,176.76
8050	CITY SANTA PAULA	8,769.91	.0433860651	8,769.91	.0433860651	89.86	8,859.77
TRA 04002	Totals:	202,136.69	1.0000000000	202,136.69	1.0000000000	2,071.19	204,207.88

*** Gross Assessed Valuation Information(Assessed valuations Minus Local Exemptions) ***

	Prior Year A/V	Transfers	Current Year AVI	A/V
Secured	16,961,941			17,171,160
Unsecured	12,600			10,500
State Assessed				
	16,974,541		207,119	17,181,660

Fund NO.	Description	Prior Year Allocation	Prior Year Factor	Adjusted Prior Year Allocation	Adjusted Prior Year Factor	Annual Tax Increment	Current Year Allocation
1045	EL SCH GEN ST PAULA	5,895.21	.2150526793	5,895.21	.2150526793	61.05	5,956.26
2010	UNIFIED SCH-ST PAULA	4,204.72	.1533846837	4,204.72	.1533846837	43.54	4,248.26
2015	VTA COM COLLEGE GEN	1,511.57	.0551399792	1,511.57	.0551399792	15.65	1,527.22
2019	VTA COLLEGE CHILD CTR	7.10	.0002592208	7.10	.0002592208	.07	7.17
4001	COUNTY GENERAL FUND	7,148.11	.2717274028	7,148.11	.2717274028	77.13	7,225.24
4002	ERAF 92-93 SHIFT	165.37		165.37			165.37
4004	ERAF 93-94 SHIFT	354.31		354.31			354.31
4005	VENTURA CO OFFICE EDUC	658.68	.0240277076	658.68	.0240277076	6.82	665.50
6001	* FIRE PROTECTION DIST	4,441.88	.1666589080	4,441.88	.1666589080	47.31	4,489.19
6100	* VCWPD ADMIN	77.58	.0028751470	77.58	.0028751470	.82	78.40
6120	* VCWPD ZONE 2	938.72	.0355246641	938.72	.0355246641	10.08	948.80
7586	BLANCHARD/SANTA PAULA LIB	570.06	.0211645170	570.06	.0211645170	6.01	576.07
7770	UNITED WTR CONS DIST	258.87	.0098833554	258.87	.0098833554	2.81	261.68
8050	CITY SANTA PAULA	1,180.76	.0443017351	1,180.76	.0443017351	12.58	1,193.34
TRA 04003	Totals:	27,412.94	1.0000000000	27,412.94	1.0000000000	283.87	27,696.81

*** Gross Assessed Valuation Information(Assessed valuations Minus Local Exemptions) ***

	Prior Year A/V	Transfers	Current Year AVI	A/V
Secured	2,740,230			2,768,617
Unsecured				
State Assessed				
	2,740,230		28,387	2,768,617

Fund NO.	Description	Prior Year Allocation	Prior Year Factor	Adjusted Prior Year Allocation	Adjusted Prior Year Factor	Annual Tax Increment	Current Year Allocation
1025	EL SCH GEN MUPU	32,796.40	.1586735732	32,796.40	.1586735732	1,250.55	34,046.95
2010	UNIFIED SCH-ST PAULA	29,047.58	.1405364042	29,047.58	.1405364042	1,107.60	30,155.18
2015	VTA COM COLLEGE GEN	10,442.11	.0505205192	10,442.11	.0505205192	398.17	10,840.28
2019	VTA COLLEGE CHILD CTR	53.95	.0002611744	53.95	.0002611744	2.06	56.01
4001	COUNTY GENERAL FUND	38,785.08	.1876619850	38,785.08	.1876619850	1,479.01	40,264.09
4002	ERAF 92-93 SHIFT	11,785.12	.0569959525	11,785.12	.0569959525	449.20	12,234.32
4004	ERAF 93-94 SHIFT	26,157.63	.1265590804	26,157.63	.1265590804	997.45	27,155.08
4005	VENTURA CO OFFICE EDUC	4,743.25	.0229485528	4,743.25	.0229485528	180.86	4,924.11
6001	* FIRE PROTECTION DIST	34,090.78	.1649360515	34,090.78	.1649360515	1,299.90	35,390.68
6100	* VCWPD ADMIN	470.69	.0022772377	470.69	.0022772377	17.95	488.64
6120	* VCWPD ZONE 2	4,638.09	.0224397583	4,638.09	.0224397583	176.85	4,814.94
7586	BLANCHARD/SANTA PAULA LIB	3,404.55	.0164717440	3,404.55	.0164717440	129.82	3,534.37
7770	UNITED WTR CONS DIST	1,213.58	.0058741975	1,213.58	.0058741975	46.30	1,259.88
8050	CITY SANTA PAULA	9,062.11	.0438437693	9,062.11	.0438437693	345.54	9,407.65
TRA 04004	Totals:	206,690.92	1.0000000000	206,690.92	1.0000000000	7,881.26	214,572.18

*** Gross Assessed Valuation Information(Assessed valuations Minus Local Exemptions) ***

	Prior Year A/V	Transfers	Current Year AVI	A/V
Secured	20,531,883			21,320,009
Unsecured	10,700			10,700
State Assessed				
	20,542,583		788,126	21,330,709

Fund NO.	Description	Prior Year Allocation	Prior Year Factor	Adjusted Prior Year Allocation	Adjusted Prior Year Factor	Annual Tax Increment	Current Year Allocation
1025	EL SCH GEN MUPU	28,891.88	.1806024376	28,891.88	.1806024376	1,141.22-	27,750.66
2010	UNIFIED SCH-ST PAULA	25,592.08	.1599754297	25,592.08	.1599754297	1,010.88-	24,581.20
2015	VTA COM COLLEGE GEN	9,199.88	.0575082125	9,199.88	.0575082125	363.39-	8,836.49
2019	VTA COLLEGE CHILD CTR	45.90	.0002869347	45.90	.0002869347	1.81-	44.09
4001	COUNTY GENERAL FUND	29,591.44	.1849753169	29,591.44	.1849753169	1,168.86-	28,422.58
4002	ERAF 92-93 SHIFT	8,298.56	.0518741630	8,298.56	.0518741630	327.79-	7,970.77
4004	ERAF 93-94 SHIFT	18,174.64	.1136091816	18,174.64	.1136091816	717.89-	17,456.75
4005	VENTURA CO OFFICE EDUC	4,170.23	.0260678598	4,170.23	.0260678598	164.72-	4,005.51
6001	* FIRE PROTECTION DIST	21,679.38	.1355171917	21,679.38	.1355171917	856.33-	20,823.05
6100	* VCWPD ADMIN	414.60	.0025916995	414.60	.0025916995	16.38-	398.22
6120	* VCWPD ZONE 2	4,121.99	.0257664542	4,121.99	.0257664542	162.82-	3,959.17
7586	BLANCHARD/SANTA PAULA LIB	3,002.43	.0187680340	3,002.43	.0187680340	118.59-	2,883.84
7770	UNITED WTR CONS DIST	1,029.22	.0064335141	1,029.22	.0064335141	40.65-	988.57
8050	CITY SANTA PAULA	5,762.87	.0360235707	5,762.87	.0360235707	227.63-	5,535.24
TRA 04005	Totals:	159,975.10	1.0000000000	159,975.10	1.0000000000	6,318.96-	153,656.14

*** Gross Assessed Valuation Information(Assessed valuations Minus Local Exemptions) ***

	Prior Year A/V	Transfers	Current Year AVI	A/V
Secured	13,299,284			13,436,988
Unsecured	2,911,600			2,142,000
State Assessed				
	16,210,884		631,896-	15,578,988

Fund NO.	Description	Prior Year Allocation	Prior Year Factor	Adjusted Prior Year Allocation	Adjusted Prior Year Factor	Annual Tax Increment	Current Year Allocation
1045	EL SCH GEN ST PAULA	30,343.01	.1899489789	30,343.01	.1899489789	745.28	31,088.29
2010	UNIFIED SCH-ST PAULA	21,634.30	.1354320755	21,634.30	.1354320755	531.38	22,165.68
2015	VTA COM COLLEGE GEN	7,776.39	.0486807778	7,776.39	.0486807778	191.00	7,967.39
2019	VTA COLLEGE CHILD CTR	38.68	.0002420591	38.68	.0002420591	.95	39.63
4001	COUNTY GENERAL FUND	34,869.11	.2812379481	34,869.11	.2812379481	1,103.47	35,972.58
4002	ERAF 92-93 SHIFT	5,262.69		5,262.69			5,262.69
4004	ERAF 93-94 SHIFT	12,309.74		12,309.74			12,309.74
4005	VENTURA CO OFFICE EDUC	3,426.02	.0214472433	3,426.02	.0214472433	84.15	3,510.17
6001	* FIRE PROTECTION DIST	28,584.40	.2106982824	28,584.40	.2106982824	826.69	29,411.09
6100	* VCWPD ADMIN	370.03	.0025415512	370.03	.0025415512	9.97	380.00
6120	* VCWPD ZONE 2	3,715.34	.0260334037	3,715.34	.0260334037	102.14	3,817.48
7586	BLANCHARD/SANTA PAULA LIB	2,718.49	.0188547091	2,718.49	.0188547091	73.98	2,792.47
7770	UNITED WTR CONS DIST	1,096.31	.0088745667	1,096.31	.0088745667	34.82	1,131.13
8050	CITY SANTA PAULA	7,598.40	.0560084042	7,598.40	.0560084042	219.75	7,818.15
TRA 04006	Totals:	159,742.91	1.0000000000	159,742.91	1.0000000000	3,923.58	163,666.49

*** Gross Assessed Valuation Information(Assessed valuations Minus Local Exemptions) ***

	Prior Year A/V	Transfers	Current Year AVI	A/V
Secured	13,564,467			13,694,915
Unsecured	2,451,380			2,713,290
State Assessed				
	16,015,847		392,358	16,408,205

Fund NO.	Description	Prior Year Allocation	Prior Year Factor	Adjusted Prior Year Allocation	Adjusted Prior Year Factor	Annual Tax Increment	Current Year Allocation
1005	EL SCH GEN BRIGGS	54,151.29	.1764671601	54,151.29	.1764671601	2,941.69	57,092.98
2010	UNIFIED SCH-ST PAULA	45,626.97	.1486882857	45,626.97	.1486882857	2,478.62	48,105.59
2015	VTA COM COLLEGE GEN	16,401.82	.0534499301	16,401.82	.0534499301	891.00	17,292.82
2019	VTA COLLEGE CHILD CTR	83.88	.0002733592	83.88	.0002733592	4.56	88.44
4001	COUNTY GENERAL FUND	56,632.86	.1845605293	56,632.86	.1845605293	3,076.59	59,709.45
4002	ERAF 92-93 SHIFT	16,920.08	.0551298663	16,920.08	.0551298663	919.01	17,839.09
4004	ERAF 93-94 SHIFT	36,976.30	.1204996797	36,976.30	.1204996797	2,008.72	38,985.02
4005	VENTURA CO OFFICE EDUC	7,413.20	.0241580155	7,413.20	.0241580155	402.71	7,815.91
6001	* FIRE PROTECTION DIST	45,366.33	.1478389540	45,366.33	.1478389540	2,464.46	47,830.79
6100	* VCWPD ADMIN	738.56	.0024067959	738.56	.0024067959	40.12	778.68
6120	* VCWPD ZONE 2	7,285.16	.0237407178	7,285.16	.0237407178	395.75	7,680.91
7586	BLANCHARD/SANTA PAULA LIB	5,347.71	.0174270439	5,347.71	.0174270439	290.51	5,638.22
7770	UNITED WTR CONS DIST	1,859.56	.0060607176	1,859.56	.0060607176	101.03	1,960.59
8050	CITY SANTA PAULA	12,059.39	.0392989449	12,059.39	.0392989449	655.11	12,714.50
TRA 04007	Totals:	306,863.11	1.0000000000	306,863.11	1.0000000000	16,669.88	323,532.99

*** Gross Assessed Valuation Information(Assessed valuations Minus Local Exemptions) ***

	Prior Year A/V	Transfers	Current Year AVI	A/V
Secured	30,489,243			32,156,231
Unsecured				
State Assessed				
	30,489,243		1,666,988	32,156,231

Fund NO.	Description	Prior Year Allocation	Prior Year Factor	Adjusted Prior Year Allocation	Adjusted Prior Year Factor	Annual Tax Increment	Current Year Allocation
1005	EL SCH GEN BRIGGS	19,181.16	.1881613752	19,181.16	.1881613752	543.80-	18,637.36
2010	UNIFIED SCH-ST PAULA	16,161.84	.1585426008	16,161.84	.1585426008	458.20-	15,703.64
2015	VTA COM COLLEGE GEN	5,807.80	.0569730941	5,807.80	.0569730941	164.66-	5,643.14
2019	VTA COLLEGE CHILD CTR	29.72	.0002914798	29.72	.0002914798	.84-	28.88
4001	COUNTY GENERAL FUND	23,436.96	.2845972821	23,436.96	.2845972821	822.50-	22,614.46
4002	ERAF 92-93 SHIFT	2,935.74		2,935.74			2,935.74
4004	ERAF 93-94 SHIFT	6,315.59		6,315.59			6,315.59
4005	VENTURA CO OFFICE EDUC	2,606.48	.0255685560	2,606.48	.0255685560	73.90-	2,532.58
6001	* FIRE PROTECTION DIST	15,381.74	.1738108076	15,381.74	.1738108076	502.33-	14,879.41
6100	* VCWPD ADMIN	280.90	.0029820791	280.90	.0029820791	8.62-	272.28
6120	* VCWPD ZONE 2	2,822.55	.0304708565	2,822.55	.0304708565	88.06-	2,734.49
7586	BLANCHARD/SANTA PAULA LIB	2,054.34	.0219954532	2,054.34	.0219954532	63.57-	1,990.77
7770	UNITED WTR CONS DIST	836.18	.0104035427	836.18	.0104035427	30.07-	806.11
8050	CITY SANTA PAULA	4,088.81	.0462028729	4,088.81	.0462028729	133.53-	3,955.28
TRA 04008	Totals:	101,939.81	1.0000000000	101,939.81	1.0000000000	2,890.08-	99,049.73

*** Gross Assessed Valuation Information(Assessed valuations Minus Local Exemptions) ***

	Prior Year A/V	Transfers	Current Year AVI	A/V
Secured	9,094,458			9,318,900
Unsecured	1,096,320			582,870
State Assessed				
	10,190,778		289,008-	9,901,770

Fund NO.	Description	Prior Year Allocation	Prior Year Factor	Adjusted Prior Year Allocation	Adjusted Prior Year Factor	Annual Tax Increment	Current Year Allocation
1005	EL SCH GEN BRIGGS	20.38	.1881420021	20.38	.1881420021	.19	20.57
2010	UNIFIED SCH-ST PAULA	17.17	.1585372920	17.17	.1585372920	.16	17.33
2015	VTA COM COLLEGE GEN	6.17	.0569861108	6.17	.0569861108	.06	6.23
2019	VTA COLLEGE CHILD CTR	.03	.0002897598	.03	.0002897598		.03
4001	COUNTY GENERAL FUND	30.81	.2845961911	30.81	.2845961911	.28	31.09
4005	VENTURA CO OFFICE EDUC	2.78	.0255778794	2.78	.0255778794	.03	2.81
6001	* FIRE PROTECTION DIST	18.83	.1738145280	18.83	.1738145280	.17	19.00
6100	* VCWPD ADMIN	.34	.0029744504	.34	.0029744504		.34
6120	* VCWPD ZONE 2	3.30	.0304828445	3.30	.0304828445	.03	3.33
7586	BLANCHARD/SANTA PAULA LIB	2.38	.0220019085	2.38	.0220019085	.02	2.40
7770	UNITED WTR CONS DIST	1.12	.0103931715	1.12	.0103931715	.01	1.13
8050	CITY SANTA PAULA	5.01	.0462038619	5.01	.0462038619	.05	5.06
TRA 04009	Totals:	108.32	1.0000000000	108.32	1.0000000000	1.00	109.32

*** Gross Assessed Valuation Information(Assessed valuations Minus Local Exemptions) ***

	Prior Year A/V	Transfers	Current Year AVI	A/V
Secured				
Unsecured	9,793			9,893
State Assessed				
	9,793		100	9,893

Fund NO.	Description	Prior Year Allocation	Prior Year Factor	Adjusted Prior Year Allocation	Adjusted Prior Year Factor	Annual Tax Increment	Current Year Allocation
1045	EL SCH GEN ST PAULA		.2125639622		.2125639622		
2015	VTA COM COLLEGE GEN		.0522648083		.0522648083		
4001	COUNTY GENERAL FUND		.4599906843		.4599906843		
4005	VENTURA CO OFFICE EDUC		.0069513726		.0069513726		
6001	* FIRE PROTECTION DIST		.1678584155		.1678584155		
6120	* VCWPD ZONE 2		.0278750420		.0278750420		
7586	BLANCHARD/SANTA PAULA LIB		.0209062521		.0209062521		
7770	UNITED WTR CONS DIST		.0069688716		.0069688716		
8050	CITY SANTA PAULA		.0446205914		.0446205914		
TRA 04010 Totals:			1.0000000000		1.0000000000		

No Taxable Parcels Within TRA=04010

Fund NO.	Description	Prior Year Allocation	Prior Year Factor	Adjusted Prior Year Allocation	Adjusted Prior Year Factor	Annual Tax Increment	Current Year Allocation
1045	EL SCH GEN ST PAULA	18,056.93	.2151599541	18,056.93	.2151599541	189.41	18,246.34
2010	UNIFIED SCH-ST PAULA	12,873.87	.1534004559	12,873.87	.1534004559	135.04	13,008.91
2015	VTA COM COLLEGE GEN	4,627.82	.0551434270	4,627.82	.0551434270	48.54	4,676.36
2019	VTA COLLEGE CHILD CTR	23.92	.0002849544	23.92	.0002849544	.25	24.17
4001	COUNTY GENERAL FUND	17,891.21	.2752323032	17,891.21	.2752323032	242.28	18,133.49
4002	ERAF 92-93 SHIFT	2,961.93		2,961.93			2,961.93
4004	ERAF 93-94 SHIFT	5,703.97		5,703.97			5,703.97
4005	VENTURA CO OFFICE EDUC	2,025.91	.0241397837	2,025.91	.0241397837	21.25	2,047.16
6001	* FIRE PROTECTION DIST	11,912.99	.1681841494	11,912.99	.1681841494	148.05	12,061.04
6100	* VCWPD ADMIN	221.13	.0028921383	221.13	.0028921383	2.55	223.68
6120	* VCWPD ZONE 2	2,210.43	.0294971051	2,210.43	.0294971051	25.97	2,236.40
7586	BLANCHARD/SANTA PAULA LIB	1,611.53	.0212952920	1,611.53	.0212952920	18.75	1,630.28
7770	UNITED WTR CONS DIST	634.86	.0100632579	634.86	.0100632579	8.86	643.72
8050	CITY SANTA PAULA	3,166.74	.0447071790	3,166.74	.0447071790	39.36	3,206.10
TRA 04011	Totals:	83,923.24	1.0000000000	83,923.24	1.0000000000	880.31	84,803.55

*** Gross Assessed Valuation Information(Assessed valuations Minus Local Exemptions) ***

	Prior Year A/V	Transfers	Current Year AVI	A/V
Secured	6,453,950			6,512,221
Unsecured	1,956,500			1,986,260
State Assessed				
	8,410,450		88,031	8,498,481

Fund NO.	Description	Prior Year Allocation	Prior Year Factor	Adjusted Prior Year Allocation	Adjusted Prior Year Factor	Annual Tax Increment	Current Year Allocation
1045	EL SCH GEN ST PAULA	499.83	.2151657662	499.83	.2151657662	5.10	504.93
2010	UNIFIED SCH-ST PAULA	356.36	.1534028657	356.36	.1534028657	3.64	360.00
2015	VTA COM COLLEGE GEN	128.09	.0551373810	128.09	.0551373810	1.31	129.40
2019	VTA COLLEGE CHILD CTR	.66	.0002845800	.66	.0002845800	.01	.67
4001	COUNTY GENERAL FUND	410.95	.1769191647	410.95	.1769191647	4.18	415.13
4002	ERAF 92-93 SHIFT	120.52	.0518735769	120.52	.0518735769	1.23	121.75
4004	ERAF 93-94 SHIFT	258.79	.1113987360	258.79	.1113987360	2.64	261.43
4005	VENTURA CO OFFICE EDUC	56.64	.0243819050	56.64	.0243819050	.58	57.22
6001	* FIRE PROTECTION DIST	294.36	.1267121614	294.36	.1267121614	3.00	297.36
6100	* VCWPD ADMIN	5.73	.0024717429	5.73	.0024717429	.06	5.79
6120	* VCWPD ZONE 2	56.94	.0245014518	56.94	.0245014518	.58	57.52
7586	BLANCHARD/SANTA PAULA LIB	41.75	.0179741307	41.75	.0179741307	.43	42.18
7770	UNITED WTR CONS DIST	14.17	.0060954763	14.17	.0060954763	.14	14.31
8050	CITY SANTA PAULA	78.25	.0336810614	78.25	.0336810614	.80	79.05
TRA 04012 Totals:		2,323.04	1.0000000000	2,323.04	1.0000000000	23.70	2,346.74

*** Gross Assessed Valuation Information(Assessed valuations Minus Local Exemptions) ***

	Prior Year A/V	Transfers	Current Year AVI	A/V
Secured	229,002			231,372
Unsecured				
State Assessed				
	229,002		2,370	231,372

Fund NO.	Description	Prior Year Allocation	Prior Year Factor	Adjusted Prior Year Allocation	Adjusted Prior Year Factor	Annual Tax Increment	Current Year Allocation
1045	EL SCH GEN ST PAULA	45,274.70	.2151585423	45,274.70	.2151585423	4,060.58	49,335.28
2010	UNIFIED SCH-ST PAULA	32,279.99	.1534038436	32,279.99	.1534038436	2,895.11	35,175.10
2015	VTA COM COLLEGE GEN	11,604.04	.0551457071	11,604.04	.0551457071	1,040.74	12,644.78
2019	VTA COLLEGE CHILD CTR	59.75	.0002840112	59.75	.0002840112	5.36	65.11
4001	COUNTY GENERAL FUND	37,212.47	.1768448360	37,212.47	.1768448360	3,337.50	40,549.97
4002	ERAF 92-93 SHIFT	10,879.60	.0517030424	10,879.60	.0517030424	975.76	11,855.36
4004	ERAF 93-94 SHIFT	23,349.84	.1109652740	23,349.84	.1109652740	2,094.19	25,444.03
4005	VENTURA CO OFFICE EDUC	5,124.91	.0243550583	5,124.91	.0243550583	459.64	5,584.55
6001	* FIRE PROTECTION DIST	26,777.41	.1272540824	26,777.41	.1272540824	2,401.60	29,179.01
6100	* VCWPD ADMIN	522.78	.0024843258	522.78	.0024843258	46.89	569.67
6120	* VCWPD ZONE 2	5,154.25	.0244944905	5,154.25	.0244944905	462.27	5,616.52
7586	BLANCHARD/SANTA PAULA LIB	3,783.39	.0179797326	3,783.39	.0179797326	339.32	4,122.71
7770	UNITED WTR CONS DIST	1,283.60	.0061000174	1,283.60	.0061000174	115.12	1,398.72
8050	CITY SANTA PAULA	7,118.05	.0338270364	7,118.05	.0338270364	638.40	7,756.45
TRA 04013	Totals:	210,424.78	1.0000000000	210,424.78	1.0000000000	18,872.48	229,297.26

*** Gross Assessed Valuation Information(Assessed valuations Minus Local Exemptions) ***

	Prior Year A/V	Transfers	Current Year AVI	A/V
Secured	21,036,273			22,923,521
Unsecured	13,800			13,800
State Assessed				
	21,050,073		1,887,248	22,937,321

Fund NO.	Description	Prior Year Allocation	Prior Year Factor	Adjusted Prior Year Allocation	Adjusted Prior Year Factor	Annual Tax Increment	Current Year Allocation
1025	EL SCH GEN MUPU	2,761.39	.1805177157	2,761.39	.1805177157	28.91	2,790.30
2010	UNIFIED SCH-ST PAULA	2,445.81	.1598871471	2,445.81	.1598871471	25.61	2,471.42
2015	VTA COM COLLEGE GEN	879.56	.0574986119	879.56	.0574986119	9.21	888.77
2019	VTA COLLEGE CHILD CTR	4.56	.0002982432	4.56	.0002982432	.05	4.61
4001	COUNTY GENERAL FUND	3,112.77	.2034896585	3,112.77	.2034896585	32.59	3,145.36
4002	ERAF 92-93 SHIFT	726.76	.0475098607	726.76	.0475098607	7.61	734.37
4004	ERAF 93-94 SHIFT	1,664.39	.1088041213	1,664.39	.1088041213	17.43	1,681.82
4005	VENTURA CO OFFICE EDUC	399.69	.0261284095	399.69	.0261284095	4.18	403.87
6001	* FIRE PROTECTION DIST	1,954.52	.1277708089	1,954.52	.1277708089	20.46	1,974.98
6100	* VCWPD ADMIN	39.64	.0025911680	39.64	.0025911680	.42	40.06
6120	* VCWPD ZONE 2	400.46	.0261792356	400.46	.0261792356	4.19	404.65
7586	BLANCHARD/SANTA PAULA LIB	287.51	.0187950781	287.51	.0187950781	3.01	290.52
7770	UNITED WTR CONS DIST	100.42	.0065651872	100.42	.0065651872	1.05	101.47
8050	CITY SANTA PAULA	519.56	.0339647543	519.56	.0339647543	5.44	525.00
TRA 04014	Totals:	15,297.04	1.0000000000	15,297.04	1.0000000000	160.16	15,457.20

*** Gross Assessed Valuation Information(Assessed valuations Minus Local Exemptions) ***

	Prior Year A/V	Transfers	Current Year AVI	A/V
Secured	1,546,851			1,562,867
Unsecured				
State Assessed				
	1,546,851		16,016	1,562,867

Fund NO.	Description	Prior Year Allocation	Prior Year Factor	Adjusted Prior Year Allocation	Adjusted Prior Year Factor	Annual Tax Increment	Current Year Allocation
1025	EL SCH GEN MUPU	3,064.08	.1806555424	3,064.08	.1806555424	30.72	3,094.80
2010	UNIFIED SCH-ST PAULA	2,713.88	.1600074393	2,713.88	.1600074393	27.21	2,741.09
2015	VTA COM COLLEGE GEN	975.57	.0575191407	975.57	.0575191407	9.78	985.35
2019	VTA COLLEGE CHILD CTR	4.99	.0002944732	4.99	.0002944732	.05	5.04
4001	COUNTY GENERAL FUND	3,126.37	.1843295837	3,126.37	.1843295837	31.36	3,157.73
4002	ERAF 92-93 SHIFT	917.91	.0541168619	917.91	.0541168619	9.20	927.11
4004	ERAF 93-94 SHIFT	1,969.65	.1161290738	1,969.65	.1161290738	19.75	1,989.40
4005	VENTURA CO OFFICE EDUC	442.88	.0261131101	442.88	.0261131101	4.44	447.32
6001	* FIRE PROTECTION DIST	2,245.47	.1323907689	2,245.47	.1323907689	22.51	2,267.98
6100	* VCWPD ADMIN	43.95	.0025904271	43.95	.0025904271	.44	44.39
6120	* VCWPD ZONE 2	433.24	.0255449904	433.24	.0255449904	4.34	437.58
7586	BLANCHARD/SANTA PAULA LIB	318.01	.0187498359	318.01	.0187498359	3.19	321.20
7770	UNITED WTR CONS DIST	107.98	.0063661468	107.98	.0063661468	1.08	109.06
8050	CITY SANTA PAULA	596.90	.0351926058	596.90	.0351926058	5.98	602.88
TRA 04015	Totals:	16,960.88	1.0000000000	16,960.88	1.0000000000	170.05	17,130.93

*** Gross Assessed Valuation Information(Assessed valuations Minus Local Exemptions) ***

	Prior Year A/V	Transfers	Current Year AVI	A/V
Secured	1,642,231			1,659,236
Unsecured				
State Assessed				
	1,642,231		17,005	1,659,236

Fund NO.	Description	Prior Year Allocation	Prior Year Factor	Adjusted Prior Year Allocation	Adjusted Prior Year Factor	Annual Tax Increment	Current Year Allocation
1005	EL SCH GEN BRIGGS	19,823.30	.1881762990	19,823.30	.1881762990	695.12	20,518.42
2010	UNIFIED SCH-ST PAULA	16,703.43	.1585603797	16,703.43	.1585603797	585.72	17,289.15
2015	VTA COM COLLEGE GEN	6,004.38	.0569976193	6,004.38	.0569976193	210.55	6,214.93
2019	VTA COLLEGE CHILD CTR	30.81	.0002924853	30.81	.0002924853	1.08	31.89
4001	COUNTY GENERAL FUND	28,784.93	.2840667574	28,784.93	.2840667574	1,049.32	29,834.25
4002	ERAF 92-93 SHIFT	614.71		614.71			614.71
4004	ERAF 93-94 SHIFT	1,279.08		1,279.08			1,279.08
4005	VENTURA CO OFFICE EDUC	2,725.64	.0258733368	2,725.64	.0258733368	95.58	2,821.22
6001	* FIRE PROTECTION DIST	17,841.84	.1739152187	17,841.84	.1739152187	642.44	18,484.28
6100	* VCWPD ADMIN	310.03	.0029881932	310.03	.0029881932	11.04	321.07
6120	* VCWPD ZONE 2	3,153.69	.0304889086	3,153.69	.0304889086	112.63	3,266.32
7586	BLANCHARD/SANTA PAULA LIB	2,279.75	.0220065755	2,279.75	.0220065755	81.29	2,361.04
7770	UNITED WTR CONS DIST	1,049.93	.0104035987	1,049.93	.0104035987	38.43	1,088.36
8050	CITY SANTA PAULA	4,742.77	.0462306278	4,742.77	.0462306278	170.77	4,913.54
TRA 04016	Totals:	105,344.29	1.0000000000	105,344.29	1.0000000000	3,693.97	109,038.26

*** Gross Assessed Valuation Information(Assessed valuations Minus Local Exemptions) ***

	Prior Year A/V	Transfers	Current Year AVI	A/V
Secured	10,314,185			10,686,872
Unsecured	210,400			207,110
State Assessed				
	10,524,585		369,397	10,893,982

Fund NO.	Description	Prior Year Allocation	Prior Year Factor	Adjusted Prior Year Allocation	Adjusted Prior Year Factor	Annual Tax Increment	Current Year Allocation
1005	EL SCH GEN BRIGGS	16,954.52	.1881778331	16,954.52	.1881778331	580.53	17,535.05
2010	UNIFIED SCH-ST PAULA	14,286.02	.1585605472	14,286.02	.1585605472	489.16	14,775.18
2015	VTA COM COLLEGE GEN	5,135.63	.0570001824	5,135.63	.0570001824	175.85	5,311.48
2019	VTA COLLEGE CHILD CTR	26.49	.0002942765	26.49	.0002942765	.91	27.40
4001	COUNTY GENERAL FUND	23,383.21	.2840455537	23,383.21	.2840455537	876.28	24,259.49
4002	ERAF 92-93 SHIFT	1,177.18		1,177.18			1,177.18
4004	ERAF 93-94 SHIFT	2,503.88		2,503.88			2,503.88
4005	VENTURA CO OFFICE EDUC	2,332.34	.0258866159	2,332.34	.0258866159	79.86	2,412.20
6001	* FIRE PROTECTION DIST	14,731.80	.1739132309	14,731.80	.1739132309	536.53	15,268.33
6100	* VCWPD ADMIN	260.22	.0029900683	260.22	.0029900683	9.22	269.44
6120	* VCWPD ZONE 2	2,634.33	.0304883668	2,634.33	.0304883668	94.06	2,728.39
7586	BLANCHARD/SANTA PAULA LIB	1,908.42	.0220091896	1,908.42	.0220091896	67.90	1,976.32
7770	UNITED WTR CONS DIST	848.30	.0104040363	848.30	.0104040363	32.10	880.40
8050	CITY SANTA PAULA	3,916.04	.0462300993	3,916.04	.0462300993	142.62	4,058.66
TRA 04017	Totals:	90,098.38	1.0000000000	90,098.38	1.0000000000	3,085.02	93,183.40

*** Gross Assessed Valuation Information(Assessed valuations Minus Local Exemptions) ***

	Prior Year A/V	Transfers	Current Year AVI	A/V
Secured	8,967,348			9,275,850
Unsecured				
State Assessed				
	8,967,348		308,502	9,275,850

Fund NO.	Description	Prior Year Allocation	Prior Year Factor	Adjusted Prior Year Allocation	Adjusted Prior Year Factor	Annual Tax Increment	Current Year Allocation
1045	EL SCH GEN ST PAULA	4,565.32	.2151575136	4,565.32	.2151575136	669.65	5,234.97
2010	UNIFIED SCH-ST PAULA	3,255.28	.1534161270	3,255.28	.1534161270	477.49	3,732.77
2015	VTA COM COLLEGE GEN	1,170.08	.0551427661	1,170.08	.0551427661	171.63	1,341.71
2019	VTA COLLEGE CHILD CTR	5.98	.0002830555	5.98	.0002830555	.88	6.86
4001	COUNTY GENERAL FUND	3,751.11	.1767868318	3,751.11	.1767868318	550.22	4,301.33
4002	ERAF 92-93 SHIFT	1,100.69	.0518719010	1,100.69	.0518719010	161.45	1,262.14
4004	ERAF 93-94 SHIFT	2,362.78	.1113561931	2,362.78	.1113561931	346.58	2,709.36
4005	VENTURA CO OFFICE EDUC	515.75	.0243062715	515.75	.0243062715	75.65	591.40
6001	* FIRE PROTECTION DIST	2,692.82	.1269088523	2,692.82	.1269088523	394.99	3,087.81
6100	* VCWPD ADMIN	52.63	.0024796177	52.63	.0024796177	7.72	60.35
6120	* VCWPD ZONE 2	519.59	.0244880592	519.59	.0244880592	76.22	595.81
7586	BLANCHARD/SANTA PAULA LIB	381.18	.0179637790	381.18	.0179637790	55.91	437.09
7770	UNITED WTR CONS DIST	129.53	.0061041396	129.53	.0061041396	19.00	148.53
8050	CITY SANTA PAULA	715.81	.0337348926	715.81	.0337348926	105.00	820.81
TRA 04018	Totals:	21,218.55	1.0000000000	21,218.55	1.0000000000	3,112.39	24,330.94

*** Gross Assessed Valuation Information(Assessed valuations Minus Local Exemptions) ***

	Prior Year A/V	Transfers	Current Year AVI	A/V
Secured	2,120,035			2,431,274
Unsecured				
State Assessed				
	2,120,035		311,239	2,431,274

Fund NO.	Description	Prior Year Allocation	Prior Year Factor	Adjusted Prior Year Allocation	Adjusted Prior Year Factor	Annual Tax Increment	Current Year Allocation
1005	EL SCH GEN BRIGGS	53.42	.1881223972	53.42	.1881223972	.53	53.95
2010	UNIFIED SCH-ST PAULA	45.03	.1585610810	45.03	.1585610810	.45	45.48
2015	VTA COM COLLEGE GEN	16.19	.0569724268	16.19	.0569724268	.16	16.35
2019	VTA COLLEGE CHILD CTR	.04	.0002434719	.04	.0002434719		.04
4001	COUNTY GENERAL FUND	61.99	.2819265892	61.99	.2819265892	.78	62.77
4002	ERAF 92-93 SHIFT	9.71		9.71			9.71
4004	ERAF 93-94 SHIFT	20.75		20.75			20.75
4005	VENTURA CO OFFICE EDUC	7.12	.0250714757	7.12	.0250714757	.07	7.19
6001	* FIRE PROTECTION DIST	42.26	.1764582108	42.26	.1764582108	.50	42.76
6100	* VCWPD ADMIN	.76	.0029766173	.76	.0029766173	.01	.77
6120	* VCWPD ZONE 2	7.71	.0304953972	7.71	.0304953972	.09	7.80
7586	BLANCHARD/SANTA PAULA LIB	5.60	.0219233875	5.60	.0219233875	.06	5.66
7770	UNITED WTR CONS DIST	2.20	.0103423324	2.20	.0103423324	.03	2.23
8050	CITY SANTA PAULA	11.24	.0469066130	11.24	.0469066130	.13	11.37
TRA 04019	Totals:	284.02	1.0000000000	284.02	1.0000000000	2.81	286.83

*** Gross Assessed Valuation Information(Assessed valuations Minus Local Exemptions) ***

	Prior Year A/V	Transfers	Current Year AVI	A/V
Secured	27,267			27,548
Unsecured				
State Assessed				
	27,267		281	27,548

Fund NO.	Description	Prior Year Allocation	Prior Year Factor	Adjusted Prior Year Allocation	Adjusted Prior Year Factor	Annual Tax Increment	Current Year Allocation
1045	EL SCH GEN ST PAULA	6,564.90	.2151795871	6,564.90	.2151795871	67.18	6,632.08
2010	UNIFIED SCH-ST PAULA	4,680.63	.1534190642	4,680.63	.1534190642	47.90	4,728.53
2015	VTA COM COLLEGE GEN	1,682.50	.0551489848	1,682.50	.0551489848	17.22	1,699.72
2019	VTA COLLEGE CHILD CTR	8.58	.0002808488	8.58	.0002808488	.09	8.67
4001	COUNTY GENERAL FUND	5,391.35	.1767264776	5,391.35	.1767264776	55.16	5,446.51
4002	ERAF 92-93 SHIFT	1,583.20	.0518782057	1,583.20	.0518782057	16.20	1,599.40
4004	ERAF 93-94 SHIFT	3,396.47	.1113301521	3,396.47	.1113301521	34.76	3,431.23
4005	VENTURA CO OFFICE EDUC	742.79	.0243459438	742.79	.0243459438	7.60	750.39
6001	* FIRE PROTECTION DIST	3,871.55	.1268991561	3,871.55	.1268991561	39.62	3,911.17
6100	* VCWPD ADMIN	75.75	.0024831577	75.75	.0024831577	.78	76.53
6120	* VCWPD ZONE 2	747.27	.0244930097	747.27	.0244930097	7.65	754.92
7586	BLANCHARD/SANTA PAULA LIB	548.54	.0179795186	548.54	.0179795186	5.61	554.15
7770	UNITED WTR CONS DIST	186.19	.0061032844	186.19	.0061032844	1.91	188.10
8050	CITY SANTA PAULA	1,029.15	.0337326094	1,029.15	.0337326094	10.53	1,039.68
TRA 04020	Totals:	30,508.87	1.0000000000	30,508.87	1.0000000000	312.21	30,821.08

*** Gross Assessed Valuation Information(Assessed valuations Minus Local Exemptions) ***

	Prior Year A/V	Transfers	Current Year AVI	A/V
Secured	3,014,282			3,045,503
Unsecured	18,100			18,100
State Assessed				
	3,032,382		31,221	3,063,603

Fund NO.	Description	Prior Year Allocation	Prior Year Factor	Adjusted Prior Year Allocation	Adjusted Prior Year Factor	Annual Tax Increment	Current Year Allocation
1045	EL SCH GEN ST PAULA	820.29	.2151804950	820.29	.2151804950	8.04	828.33
2010	UNIFIED SCH-ST PAULA	584.83	.1534188563	584.83	.1534188563	5.73	590.56
2015	VTA COM COLLEGE GEN	210.23	.0551499401	210.23	.0551499401	2.06	212.29
2019	VTA COLLEGE CHILD CTR	1.07	.0002841599	1.07	.0002841599	.01	1.08
4001	COUNTY GENERAL FUND	673.62	.1767086404	673.62	.1767086404	6.60	680.22
4002	ERAF 92-93 SHIFT	197.85	.0518909202	197.85	.0518909202	1.94	199.79
4004	ERAF 93-94 SHIFT	424.36	.1113255072	424.36	.1113255072	4.16	428.52
4005	VENTURA CO OFFICE EDUC	92.86	.0243540108	92.86	.0243540108	.91	93.77
6001	* FIRE PROTECTION DIST	483.77	.1269034273	483.77	.1269034273	4.74	488.51
6100	* VCWPD ADMIN	9.46	.0024849760	9.46	.0024849760	.09	9.55
6120	* VCWPD ZONE 2	93.37	.0244905377	93.37	.0244905377	.91	94.28
7586	BLANCHARD/SANTA PAULA LIB	68.51	.0179738148	68.51	.0179738148	.67	69.18
7770	UNITED WTR CONS DIST	23.26	.0060999141	23.26	.0060999141	.23	23.49
8050	CITY SANTA PAULA	128.60	.0337348002	128.60	.0337348002	1.26	129.86
TRA 04021	Totals:	3,812.08	1.0000000000	3,812.08	1.0000000000	37.35	3,849.43

*** Gross Assessed Valuation Information(Assessed valuations Minus Local Exemptions) ***

	Prior Year A/V	Transfers	Current Year AVI	A/V
Secured	360,648			364,383
Unsecured				
State Assessed				
	360,648		3,735	364,383

Fund NO.	Description	Prior Year Allocation	Prior Year Factor	Adjusted Prior Year Allocation	Adjusted Prior Year Factor	Annual Tax Increment	Current Year Allocation
1005	EL SCH GEN BRIGGS	12,520.77	.1881733740	12,520.77	.1881733740	5,909.74-	6,611.03
2010	UNIFIED SCH-ST PAULA	10,550.38	.1585609624	10,550.38	.1585609624	4,979.74-	5,570.64
2015	VTA COM COLLEGE GEN	3,792.48	.0569966715	3,792.48	.0569966715	1,790.03-	2,002.45
2019	VTA COLLEGE CHILD CTR	19.54	.0002934191	19.54	.0002934191	9.22-	10.32
4001	COUNTY GENERAL FUND	11,085.36	.2840727727	11,085.36	.2840727727	8,921.55-	2,163.81
4002	ERAF 92-93 SHIFT	4,173.59		4,173.59			4,173.59
4004	ERAF 93-94 SHIFT	8,856.36		8,856.36			8,856.36
4005	VENTURA CO OFFICE EDUC	1,721.47	.0258715986	1,721.47	.0258715986	812.52-	908.95
6001	* FIRE PROTECTION DIST	8,250.94	.1739144339	8,250.94	.1739144339	5,461.93-	2,789.01
6100	* VCWPD ADMIN	166.46	.0029892525	166.46	.0029892525	93.88-	72.58
6120	* VCWPD ZONE 2	1,630.29	.0304880561	1,630.29	.0304880561	957.50-	672.79
7586	BLANCHARD/SANTA PAULA LIB	1,200.46	.0220064288	1,200.46	.0220064288	691.13-	509.33
7770	UNITED WTR CONS DIST	377.01	.0104026112	377.01	.0104026112	326.70-	50.31
8050	CITY SANTA PAULA	2,193.29	.0462304192	2,193.29	.0462304192	1,451.91-	741.38
TRA 04022	Totals:	66,538.40	1.0000000000	66,538.40	1.0000000000	31,405.85-	35,132.55

*** Gross Assessed Valuation Information(Assessed valuations Minus Local Exemptions) ***

	Prior Year A/V	Transfers	Current Year AVI	A/V
Secured	6,494,585			3,500,000
Unsecured	146,000			
State Assessed				
	6,640,585		3,140,585-	3,500,000

Fund NO.	Description	Prior Year Allocation	Prior Year Factor	Adjusted Prior Year Allocation	Adjusted Prior Year Factor	Annual Tax Increment	Current Year Allocation
1005	EL SCH GEN BRIGGS	68,251.90	.1881787509	68,251.90	.1881787509	1,634.09	69,885.99
2010	UNIFIED SCH-ST PAULA	57,509.61	.1585610220	57,509.61	.1585610220	1,376.90	58,886.51
2015	VTA COM COLLEGE GEN	20,673.86	.0570004426	20,673.86	.0570004426	494.98	21,168.84
2019	VTA COLLEGE CHILD CTR	106.91	.0002947111	106.91	.0002947111	2.56	109.47
4001	COUNTY GENERAL FUND	66,231.74	.1826088713	66,231.74	.1826088713	1,585.71	67,817.45
4002	ERAF 92-93 SHIFT	19,447.08	.0536179674	19,447.08	.0536179674	465.60	19,912.68
4004	ERAF 93-94 SHIFT	41,727.48	.1150477540	41,727.48	.1150477540	999.04	42,726.52
4005	VENTURA CO OFFICE EDUC	9,390.65	.0258911483	9,390.65	.0258911483	224.83	9,615.48
6001	* FIRE PROTECTION DIST	47,571.04	.1311591532	47,571.04	.1311591532	1,138.95	48,709.99
6100	* VCWPD ADMIN	931.70	.0025689018	931.70	.0025689018	22.31	954.01
6120	* VCWPD ZONE 2	9,181.63	.0253149099	9,181.63	.0253149099	219.83	9,401.46
7586	BLANCHARD/SANTA PAULA LIB	6,739.68	.0185821241	6,739.68	.0185821241	161.36	6,901.04
7770	UNITED WTR CONS DIST	2,288.31	.0063091583	2,288.31	.0063091583	54.79	2,343.10
8050	CITY SANTA PAULA	12,645.47	.0348650851	12,645.47	.0348650851	302.76	12,948.23
TRA 04023	Totals:	362,697.06	1.0000000000	362,697.06	1.0000000000	8,683.71	371,380.77

*** Gross Assessed Valuation Information(Assessed valuations Minus Local Exemptions) ***

	Prior Year A/V	Transfers	Current Year AVI	A/V
Secured	36,213,565			37,081,936
Unsecured	20,900			20,900
State Assessed				
	36,234,465		868,371	37,102,836

Fund NO.	Description	Prior Year Allocation	Prior Year Factor	Adjusted Prior Year Allocation	Adjusted Prior Year Factor	Annual Tax Increment	Current Year Allocation
1045	EL SCH GEN ST PAULA	1,250,648.09	.2060641488	1,250,648.09	.2060641488	65,150.00	1,315,798.09
2010	UNIFIED SCH-ST PAULA	891,649.28	.1469133884	891,649.28	.1469133884	46,448.68	938,097.96
2015	VTA COM COLLEGE GEN	320,534.38	.0528131338	320,534.38	.0528131338	16,697.59	337,231.97
2019	VTA COLLEGE CHILD CTR	1,657.22	.0002730527	1,657.22	.0002730527	86.33	1,743.55
4001	COUNTY GENERAL FUND	1,536,591.32	.2569421686	1,536,591.32	.2569421686	81,235.77	1,617,827.09
4002	ERAF 92-93 SHIFT	159,619.02		159,619.02			159,619.02
4004	ERAF 93-94 SHIFT	355,061.90		355,061.90			355,061.90
4005	VENTURA CO OFFICE EDUC	141,633.47	.0233363639	141,633.47	.0233363639	7,378.11	149,011.58
6001	* FIRE PROTECTION DIST	1,215,742.35	.1857906188	1,215,742.35	.1857906188	58,740.25	1,274,482.60
6100	* VCWPD ADMIN	15,689.43	.0025985827	15,689.43	.0025985827	821.58	16,511.01
6120	* VCWPD ZONE 2	157,606.75	.0261338224	157,606.75	.0261338224	8,262.57	165,869.32
7586	BLANCHARD/SANTA PAULA LIB	114,694.88	.0190075012	114,694.88	.0190075012	6,009.48	120,704.36
7770	UNITED WTR CONS DIST	48,391.43	.0080941463	48,391.43	.0080941463	2,559.08	50,950.51
8050	CITY SANTA PAULA	334,095.87	.0720330724	334,095.87	.0720330724	22,774.24	356,870.11
TRA 04024	Totals:	6,543,615.39	1.0000000000	6,543,615.39	1.0000000000	316,163.68	6,859,779.07

*** Gross Assessed Valuation Information(Assessed valuations Minus Local Exemptions) ***

	Prior Year A/V	Transfers	Current Year AVI	A/V
Secured	591,529,298		616,845,098	
Unsecured	57,248,536		63,549,104	
State Assessed				
	648,777,834		31,616,368	680,394,202

Fund NO.	Description	Prior Year Allocation	Prior Year Factor	Adjusted Prior Year Allocation	Adjusted Prior Year Factor	Annual Tax Increment	Current Year Allocation
1005	EL SCH GEN BRIGGS	82,296.58	.1983714462	82,296.58	.1983714462	980.23	83,276.81
2010	UNIFIED SCH-ST PAULA	69,341.12	.1671426790	69,341.12	.1671426790	825.92	70,167.04
2015	VTA COM COLLEGE GEN	24,927.02	.0600851299	24,927.02	.0600851299	296.91	25,223.93
2019	VTA COLLEGE CHILD CTR	128.82	.0003104900	128.82	.0003104900	1.53	130.35
4001	COUNTY GENERAL FUND	92,322.49	.2383995869	92,322.49	.2383995869	1,178.04	93,500.53
4002	ERAF 92-93 SHIFT	22,338.69		22,338.69			22,338.69
4004	ERAF 93-94 SHIFT	50,213.11		50,213.11			50,213.11
4005	VENTURA CO OFFICE EDUC	11,323.17	.0272939229	11,323.17	.0272939229	134.87	11,458.04
6001	* FIRE PROTECTION DIST	78,208.53	.1976208757	78,208.53	.1976208757	976.53	79,185.06
6100	* VCWPD ADMIN	1,133.40	.0027855819	1,133.40	.0027855819	13.76	1,147.16
6120	* VCWPD ZONE 2	11,192.11	.0276355491	11,192.11	.0276355491	136.56	11,328.67
7586	BLANCHARD/SANTA PAULA LIB	8,206.76	.0202175091	8,206.76	.0202175091	99.90	8,306.66
7770	UNITED WTR CONS DIST	2,951.62	.0076050978	2,951.62	.0076050978	37.58	2,989.20
8050	CITY SANTA PAULA	20,789.61	.0525321315	20,789.61	.0525321315	259.58	21,049.19
TRA 04025	Totals:	475,373.03	1.0000000000	475,373.03	1.0000000000	4,941.41	480,314.44

*** Gross Assessed Valuation Information(Assessed valuations Minus Local Exemptions) ***

	Prior Year A/V	Transfers	Current Year AVI	A/V
Secured	48,571,370			49,156,321
Unsecured	1,916,800			1,825,990
State Assessed				
	50,488,170		494,141	50,982,311

Fund NO.	Description	Prior Year Allocation	Prior Year Factor	Adjusted Prior Year Allocation	Adjusted Prior Year Factor	Annual Tax Increment	Current Year Allocation
1005	EL SCH GEN BRIGGS		.1881762990		.1881762990		
2015	VTA COM COLLEGE GEN		.0569976193		.0569976193		
2019	VTA COLLEGE CHILD CTR		.0002924853		.0002924853		
4001	COUNTY GENERAL FUND		.4639131206		.4639131206		
4005	VENTURA CO OFFICE EDUC		.0045872069		.0045872069		
6001	* FIRE PROTECTION DIST		.1739155901		.1739155901		
6100	* VCWPD ADMIN		.0029877933		.0029877933		
6120	* VCWPD ZONE 2		.0304888207		.0304888207		
7586	BLANCHARD/SANTA PAULA LIB		.0220067456		.0220067456		
7770	UNITED WTR CONS DIST		.0104035927		.0104035927		
8050	CITY SANTA PAULA		.0462307265		.0462307265		
TRA 04026 Totals:			1.0000000000		1.0000000000		

No Taxable Parcels Within TRA=04026

Fund NO.	Description	Prior Year Allocation	Prior Year Factor	Adjusted Prior Year Allocation	Adjusted Prior Year Factor	Annual Tax Increment	Current Year Allocation
1025	EL SCH GEN MUPU	1,612.89	.1804678768	1,612.89	.1804678768	15.96	1,628.85
2010	UNIFIED SCH-ST PAULA	1,428.58	.1598447757	1,428.58	.1598447757	14.13	1,442.71
2015	VTA COM COLLEGE GEN	513.80	.0574849262	513.80	.0574849262	5.08	518.88
2019	VTA COLLEGE CHILD CTR	2.68	.0002991137	2.68	.0002991137	.03	2.71
4001	COUNTY GENERAL FUND	1,643.65	.1839163913	1,643.65	.1839163913	16.26	1,659.91
4002	ERAF 92-93 SHIFT	485.92	.0543723226	485.92	.0543723226	4.81	490.73
4004	ERAF 93-94 SHIFT	1,035.85	.1159017911	1,035.85	.1159017911	10.25	1,046.10
4005	VENTURA CO OFFICE EDUC	233.57	.0261332499	233.57	.0261332499	2.31	235.88
6001	* FIRE PROTECTION DIST	1,181.88	.1322419744	1,181.88	.1322419744	11.69	1,193.57
6100	* VCWPD ADMIN	23.20	.0025909385	23.20	.0025909385	.23	23.43
6120	* VCWPD ZONE 2	234.80	.0262730258	234.80	.0262730258	2.32	237.12
7586	BLANCHARD/SANTA PAULA LIB	168.08	.0188032440	168.08	.0188032440	1.66	169.74
7770	UNITED WTR CONS DIST	58.24	.0065168672	58.24	.0065168672	.58	58.82
8050	CITY SANTA PAULA	314.18	.0351535028	314.18	.0351535028	3.11	317.29
TRA 04027	Totals:	8,937.32	1.0000000000	8,937.32	1.0000000000	88.42	9,025.74

*** Gross Assessed Valuation Information(Assessed valuations Minus Local Exemptions) ***

	Prior Year A/V	Transfers	Current Year AVI	A/V
Secured	853,874			862,716
Unsecured	10,600			10,600
State Assessed				
	864,474		8,842	873,316

Fund NO.	Description	Prior Year Allocation	Prior Year Factor	Adjusted Prior Year Allocation	Adjusted Prior Year Factor	Annual Tax Increment	Current Year Allocation
1045	EL SCH GEN ST PAULA	327,892.77	.2150423958	327,892.77	.2150423958	180,094.45	507,987.22
2010	UNIFIED SCH-ST PAULA	233,970.25	.1534450503	233,970.25	.1534450503	128,507.69	362,477.94
2015	VTA COM COLLEGE GEN	84,108.86	.0551612292	84,108.86	.0551612292	46,196.62	130,305.48
2019	VTA COLLEGE CHILD CTR	434.88	.0002852000	434.88	.0002852000	238.85	673.73
4001	COUNTY GENERAL FUND	275,079.65	.1804059007	275,079.65	.1804059007	151,086.96	426,166.61
4002	ERAF 92-93 SHIFT	61,251.30	.0401705258	61,251.30	.0401705258	33,642.15	94,893.45
4004	ERAF 93-94 SHIFT	148,113.53	.0971375096	148,113.53	.0971375096	81,351.06	229,464.59
4005	VENTURA CO OFFICE EDUC	37,166.57	.0243750134	37,166.57	.0243750134	20,413.67	57,580.24
6001	* FIRE PROTECTION DIST	220,249.96	.1444468530	220,249.96	.1444468530	120,971.85	341,221.81
6100	* VCWPD ADMIN	3,790.81	.0024861370	3,790.81	.0024861370	2,082.10	5,872.91
6120	* VCWPD ZONE 2	37,359.65	.0245016324	37,359.65	.0245016324	20,519.71	57,879.36
7586	BLANCHARD/SANTA PAULA LIB	27,420.38	.0179831523	27,420.38	.0179831523	15,060.59	42,480.97
7770	UNITED WTR CONS DIST	9,395.92	.0061621440	9,395.92	.0061621440	5,160.69	14,556.61
8050	CITY SANTA PAULA	58,547.45	.0383972565	58,547.45	.0383972565	32,157.07	90,704.52
TRA 04028	Totals:	1,524,781.98	1.0000000000	1,524,781.98	1.0000000000	837,483.46	2,362,265.44

*** Gross Assessed Valuation Information(Assessed valuations Minus Local Exemptions) ***

	Prior Year A/V	Transfers	Current Year AVI	A/V
Secured	147,508,047			231,800,669
Unsecured	5,287,194			4,742,918
State Assessed				
	152,795,241		83,748,346	236,543,587

Fund NO.	Description	Prior Year Allocation	Prior Year Factor	Adjusted Prior Year Allocation	Adjusted Prior Year Factor	Annual Tax Increment	Current Year Allocation
1005	EL SCH GEN BRIGGS	1,939.36	.1657413334	1,939.36	.1657413334	228.66	2,168.02
2010	UNIFIED SCH-ST PAULA	1,634.04	.1396480521	1,634.04	.1396480521	192.66	1,826.70
2015	VTA COM COLLEGE GEN	587.41	.0502013145	587.41	.0502013145	69.26	656.67
2019	VTA COLLEGE CHILD CTR	3.04	.0002596952	3.04	.0002596952	.36	3.40
4001	COUNTY GENERAL FUND	2,181.34	.1864195640	2,181.34	.1864195640	257.19	2,438.53
4002	ERAF 92-93 SHIFT	664.96	.0568286144	664.96	.0568286144	78.40	743.36
4004	ERAF 93-94 SHIFT	1,460.16	.1247876028	1,460.16	.1247876028	172.16	1,632.32
4005	VENTURA CO OFFICE EDUC	266.84	.0228044850	266.84	.0228044850	31.46	298.30
6001	* FIRE PROTECTION DIST	1,909.80	.1632143774	1,909.80	.1632143774	225.17	2,134.97
6100	* VCWPD ADMIN	26.48	.0022632031	26.48	.0022632031	3.12	29.60
6120	* VCWPD ZONE 2	261.03	.0223084266	261.03	.0223084266	30.78	291.81
7586	BLANCHARD/SANTA PAULA LIB	191.59	.0163739854	191.59	.0163739854	22.59	214.18
7770	UNITED WTR CONS DIST	67.43	.0057630018	67.43	.0057630018	7.95	75.38
8050	CITY SANTA PAULA	507.67	.0433863443	507.67	.0433863443	59.86	567.53
TRA 04998	Totals:	11,701.15	1.0000000000	11,701.15	1.0000000000	1,379.62	13,080.77








*** Gross Assessed Valuation Information(Assessed valuations Minus Local Exemptions) ***

	Prior Year A/V	Transfers	Current Year AVI	A/V
Secured	1,013,944			1,151,906
Unsecured				
State Assessed				
	1,013,944		137,962	1,151,906

Fund NO.	Description	Prior Year Allocation	Prior Year Factor	Adjusted Prior Year Allocation	Adjusted Prior Year Factor	Annual Tax Increment	Current Year Allocation
1045	EL SCH GEN ST PAULA	13,266.86	.1899359790	13,266.86	.1899359790	702.08	13,968.94
2010	UNIFIED SCH-ST PAULA	9,458.61	.1354149020	9,458.61	.1354149020	500.55	9,959.16
2015	VTA COM COLLEGE GEN	3,400.22	.0486795468	3,400.22	.0486795468	179.94	3,580.16
2019	VTA COLLEGE CHILD CTR	17.58	.0002516952	17.58	.0002516952	.93	18.51
4001	COUNTY GENERAL FUND	12,629.04	.1808044472	12,629.04	.1808044472	668.32	13,297.36
4002	ERAF 92-93 SHIFT	3,835.38	.0549095336	3,835.38	.0549095336	202.97	4,038.35
4004	ERAF 93-94 SHIFT	8,518.03	.1219489204	8,518.03	.1219489204	450.77	8,968.80
4005	VENTURA CO OFFICE EDUC	1,502.44	.0215097963	1,502.44	.0215097963	79.51	1,581.95
6001	* FIRE PROTECTION DIST	11,102.16	.1589448274	11,102.16	.1589448274	587.52	11,689.68
6100	* VCWPD ADMIN	153.26	.0021941715	153.26	.0021941715	8.11	161.37
6120	* VCWPD ZONE 2	1,510.28	.0216220257	1,510.28	.0216220257	79.92	1,590.20
7586	BLANCHARD/SANTA PAULA LIB	1,108.61	.0158714767	1,108.61	.0158714767	58.67	1,167.28
7770	UNITED WTR CONS DIST	395.45	.0056614995	395.45	.0056614995	20.93	416.38
8050	CITY SANTA PAULA	2,951.21	.0422511787	2,951.21	.0422511787	156.18	3,107.39
TRA 04999	Totals:	69,849.13	1.0000000000	69,849.13	1.0000000000	3,696.40	73,545.53

*** Gross Assessed Valuation Information(Assessed valuations Minus Local Exemptions) ***





	Prior Year A/V	Transfers	Current Year AVI	A/V
Secured	6,951,440			7,321,080
Unsecured				
State Assessed				
	6,951,440		369,640	7,321,080



Fund NO.	Description	Prior Year Allocation	Prior Year Factor	Adjusted Prior Year Allocation	Adjusted Prior Year Factor	Annual Tax Increment	Current Year Allocation
1005	EL SCH GEN BRIGGS	308,695.16	.0137589584	308,695.16	.0127221191	950.78	309,645.94
1025	EL SCH GEN MUPU	69,126.64	.0027939678	69,126.64	.0028488861	184.92	69,311.56
1045	EL SCH GEN ST PAULA	4,259,585.30	.1736873083	4,259,585.30	.1755484320	374,143.00	4,633,728.30
2010	UNIFIED SCH-ST PAULA	3,358,406.26	.1379030548	3,358,406.26	.1384085331	267,819.36	3,626,225.62
2015	VTA COM COLLEGE GEN	1,207,292.33	.0495738759	1,207,292.33	.0497556125	96,277.16	1,303,569.49
2019	VTA COLLEGE CHILD CTR	6,235.75	.0002560342	6,235.75	.0002569912	497.76	6,733.51
4001	COUNTY GENERAL FUND	4,782,622.05	.1977129603	4,782,622.05	.1971041176	353,926.30	5,136,548.35
4002	ERAF 92-93 SHIFT	1,087,822.99	.0450546773	1,087,822.99	.0448319747	72,113.84	1,159,936.83
4004	ERAF 93-94 SHIFT	2,424,361.83	.1001857842	2,424,361.83	.0999141672	166,629.17	2,590,991.00
4005	VENTURA CO OFFICE EDUC	534,769.46	.0219622358	534,769.46	.0220392206	42,545.63	577,315.09
6001	* FIRE PROTECTION DIST	3,988,362.91	.1650309761	3,988,362.91	.1643706619	287,442.55	4,275,805.46
6100	* VCWPD ADMIN	55,791.68	.0022939506	55,791.68	.0022993182	4,398.98	60,190.66
6120	* VCWPD ZONE 2	553,366.39	.0227599605	553,366.39	.0228056478	43,496.01	596,862.40
7586	BLANCHARD/SANTA PAULA LIB	404,939.55	.0166526907	404,939.55	.0166885971	31,878.56	436,818.11
7770	UNITED WTR CONS DIST	151,945.22	.0062728610	151,945.22	.0062620521	11,506.39	163,451.61
8050	CITY SANTA PAULA	1,071,121.63	.0441007041	1,071,121.63	.0441436688	83,568.52	1,154,690.15
Prime = 04 Totals:		24,264,445.15	1.0000000000	24,264,445.15	1.0000000000	1,837,378.93	26,101,824.08

*** Gross Assessed Valuation Information(Assessed valuations Minus Local Exemptions) ***

	Prior Year A/V	Transfers	Current Year AVI	A/V
Secured	2,316,876,656			2,499,395,660
Unsecured	95,210,852			96,429,741
State Assessed				
	2,412,087,508		183,737,893	2,595,825,401



Fund NO.	Description	Prior Year Allocation	Prior Year Factor	Adjusted Prior Year Allocation	Adjusted Prior Year Factor	Annual Tax Increment	Current Year Allocation
2014	UNIFIED SCH GEN VTA	8,205,808.02	.3331669179	8,205,808.02	.3331669179	419,709.25	8,625,517.27
2015	VTA COM COLLEGE GEN	1,305,736.31	.0530146624	1,305,736.31	.0530146624	66,785.57	1,372,521.88
2019	VTA COLLEGE CHILD CTR	6,750.85	.0002740936	6,750.85	.0002740936	345.29	7,096.14
4001	COUNTY GENERAL FUND	4,811,165.35	.1953398303	4,811,165.35	.1953398303	246,080.65	5,057,246.00
4002	ERAF 92-93 SHIFT	1,581,349.82	.0642049437	1,581,349.82	.0642049437	80,882.61	1,662,232.43
4004	ERAF 93-94 SHIFT	2,621,936.24	.1064541620	2,621,936.24	.1064541620	134,106.34	2,756,042.58
4005	VENTURA CO OFFICE EDUC	328,385.05	.0133328772	328,385.05	.0133328772	16,796.18	345,181.23
4401	* VENTURA CO LIBRARY	374,685.86	.0152127528	374,685.86	.0152127528	19,164.37	393,850.23
6100	* VCWPD ADMIN	58,854.66	.0023895791	58,854.66	.0023895791	3,010.29	61,864.95
6110	* VCWPD ZONE 1	587,321.49	.0238460469	587,321.49	.0238460469	30,040.22	617,361.71
7580	VENTURA PORT	243,667.50	.0098932303	243,667.50	.0098932303	12,463.06	256,130.56
8080	CITY SAN BUENAVENTURA	3,915,429.96	.1589717585	3,915,429.96	.1589717585	200,265.73	4,115,695.69
8604	CASITAS MUN WTR	588,629.27	.0238991453	588,629.27	.0238991453	30,107.11	618,736.38
TRA 05001	Totals:	24,629,720.38	1.0000000000	24,629,720.38	1.0000000000	1,259,756.67	25,889,477.05

*** Gross Assessed Valuation Information(Assessed valuations Minus Local Exemptions) ***

	Prior Year A/V	Transfers	Current Year AVI	A/V
Secured	2,362,471,409		2,495,115,342	
Unsecured	102,024,038		95,355,952	
State Assessed	10,762		10,582	
	2,464,506,209		125,975,667	2,590,481,876

Fund NO.	Description	Prior Year Allocation	Prior Year Factor	Adjusted Prior Year Allocation	Adjusted Prior Year Factor	Annual Tax Increment	Current Year Allocation
2014	UNIFIED SCH GEN VTA	70,318.09	.3330479845	70,318.09	.3330479845	2,246.95	72,565.04
2015	VTA COM COLLEGE GEN	11,189.11	.0529950043	11,189.11	.0529950043	357.54	11,546.65
2019	VTA COLLEGE CHILD CTR	57.77	.0002736644	57.77	.0002736644	1.85	59.62
4001	COUNTY GENERAL FUND	54,484.99	.3037040926	54,484.99	.3037040926	2,048.97	56,533.96
4002	ERAF 92-93 SHIFT	5,674.96		5,674.96			5,674.96
4004	ERAF 93-94 SHIFT	9,465.84		9,465.84			9,465.84
4005	VENTURA CO OFFICE EDUC	2,812.03	.0133186695	2,812.03	.0133186695	89.86	2,901.89
4401	* VENTURA CO LIBRARY	3,591.03	.0183190734	3,591.03	.0183190734	123.59	3,714.62
6100	* VCWPD ADMIN	552.14	.0027802844	552.14	.0027802844	18.76	570.90
6110	* VCWPD ZONE 1	5,582.40	.0283046446	5,582.40	.0283046446	190.96	5,773.36
7580	VENTURA PORT	2,088.74	.0098929817	2,088.74	.0098929817	66.74	2,155.48
8080	CITY SAN BUENAVENTURA	38,396.58	.1981706494	38,396.58	.1981706494	1,336.98	39,733.56
8604	CASITAS MUN WTR	6,922.12	.0391929512	6,922.12	.0391929512	264.42	7,186.54
TRA 05002	Totals:	211,135.80	1.0000000000	211,135.80	1.0000000000	6,746.62	217,882.42

*** Gross Assessed Valuation Information(Assessed valuations Minus Local Exemptions) ***

	Prior Year A/V	Transfers	Current Year AVI	A/V
Secured	19,766,825			20,431,651
Unsecured	1,392,716			1,402,552
State Assessed				
	21,159,541		674,662	21,834,203

Fund NO.	Description	Prior Year Allocation	Prior Year Factor	Adjusted Prior Year Allocation	Adjusted Prior Year Factor	Annual Tax Increment	Current Year Allocation
2014	UNIFIED SCH GEN VTA	4,584,971.48	.3433811286	4,584,971.48	.3433811286	326,402.48	4,911,373.96
2015	VTA COM COLLEGE GEN	729,604.75	.0546421072	729,604.75	.0546421072	51,940.30	781,545.05
2019	VTA COLLEGE CHILD CTR	3,772.06	.0002825001	3,772.06	.0002825001	268.53	4,040.59
4001	COUNTY GENERAL FUND	2,685,821.66	.2011485738	2,685,821.66	.2011485738	191,202.67	2,877,024.33
4002	ERAF 92-93 SHIFT	729,274.55	.0546173768	729,274.55	.0546173768	51,916.79	781,191.34
4004	ERAF 93-94 SHIFT	1,463,596.86	.1096127961	1,463,596.86	.1096127961	104,192.94	1,567,789.80
4005	VENTURA CO OFFICE EDUC	183,497.57	.0137426380	183,497.57	.0137426380	13,063.13	196,560.70
4401	* VENTURA CO LIBRARY	209,280.83	.0156736172	209,280.83	.0156736172	14,898.63	224,179.46
6100	* VCWPD ADMIN	32,886.08	.0024629289	32,886.08	.0024629289	2,341.15	35,227.23
6120	* VCWPD ZONE 2	323,991.46	.0242646115	323,991.46	.0242646115	23,064.84	347,056.30
7580	VENTURA PORT	134,855.89	.0100997283	134,855.89	.0100997283	9,600.34	144,456.23
7770	UNITED WTR CONS DIST	82,289.91	.0061629175	82,289.91	.0061629175	5,858.19	88,148.10
8080	CITY SAN BUENAVENTURA	2,188,583.97	.1639090760	2,188,583.97	.1639090760	155,804.51	2,344,388.48
TRA 05003	Totals:	13,352,427.07	1.0000000000	13,352,427.07	1.0000000000	950,554.50	14,302,981.57

*** Gross Assessed Valuation Information(Assessed valuations Minus Local Exemptions) ***

	Prior Year A/V	Transfers	Current Year AVI	A/V
Secured	1,326,363,349		1,422,135,812	
Unsecured	10,851,502		10,164,489	
State Assessed	212,394		182,394	
	1,337,427,245		95,055,450	1,432,482,695

Fund NO.	Description	Prior Year Allocation	Prior Year Factor	Adjusted Prior Year Allocation	Adjusted Prior Year Factor	Annual Tax Increment	Current Year Allocation
2014	UNIFIED SCH GEN VTA	2,725,956.50	.3331110721	2,725,956.50	.3331110721	105,216.45	2,831,172.95
2015	VTA COM COLLEGE GEN	433,762.14	.0530056063	433,762.14	.0530056063	16,742.35	450,504.49
2019	VTA COLLEGE CHILD CTR	2,242.57	.0002740428	2,242.57	.0002740428	86.56	2,329.13
4001	COUNTY GENERAL FUND	1,597,919.94	.1952640580	1,597,919.94	.1952640580	61,676.10	1,659,596.04
4002	ERAF 92-93 SHIFT	528,907.20	.0646259301	528,907.20	.0646259301	20,412.74	549,319.94
4004	ERAF 93-94 SHIFT	871,041.39	.1064413845	871,041.39	.1064413845	33,620.57	904,661.96
4005	VENTURA CO OFFICE EDUC	109,054.27	.0133264019	109,054.27	.0133264019	4,209.28	113,263.55
4401	* VENTURA CO LIBRARY	124,471.36	.0152103755	124,471.36	.0152103755	4,804.35	129,275.71
6100	* VCWPD ADMIN	19,551.36	.0023891725	19,551.36	.0023891725	754.64	20,306.00
6120	* VCWPD ZONE 2	192,664.60	.0235435573	192,664.60	.0235435573	7,436.47	200,101.07
7580	VENTURA PORT	80,976.64	.0098953185	80,976.64	.0098953185	3,125.54	84,102.18
8080	CITY SAN BUENAVENTURA	1,300,672.75	.1589465856	1,300,672.75	.1589465856	50,204.86	1,350,877.61
8604	CASITAS MUN WTR	196,105.35	.0239664949	196,105.35	.0239664949	7,570.06	203,675.41
TRA 05004	Totals:	8,183,326.07	1.0000000000	8,183,326.07	1.0000000000	315,859.97	8,499,186.04

*** Gross Assessed Valuation Information(Assessed valuations Minus Local Exemptions) ***

	Prior Year A/V	Current Year AVI	
Secured	789,213,462	821,544,461	----- Transfers -----
Unsecured	29,073,937	28,328,935	
State Assessed			
	818,287,399	31,585,997	849,873,396

Fund NO.	Description	Prior Year Allocation	Prior Year Factor	Adjusted Prior Year Allocation	Adjusted Prior Year Factor	Annual Tax Increment	Current Year Allocation
2014	UNIFIED SCH GEN VTA	6,349.53	.3201338964	6,349.53	.3201338964	1,045.35-	5,304.18
2015	VTA COM COLLEGE GEN	1,010.36	.0509406356	1,010.36	.0509406356	166.34-	844.02
2019	VTA COLLEGE CHILD CTR	5.23	.0002634453	5.23	.0002634453	.86-	4.37
4001	COUNTY GENERAL FUND	3,301.90	.1664761710	3,301.90	.1664761710	543.59-	2,758.31
4002	ERAF 92-93 SHIFT	1,296.62	.0653740126	1,296.62	.0653740126	213.47-	1,083.15
4004	ERAF 93-94 SHIFT	1,771.56	.0893197736	1,771.56	.0893197736	291.66-	1,479.90
4005	VENTURA CO OFFICE EDUC	254.00	.0128060410	254.00	.0128060410	41.82-	212.18
4401	* VENTURA CO LIBRARY	290.17	.0146306656	290.17	.0146306656	47.77-	242.40
6100	* VCWPD ADMIN	45.54	.0022959908	45.54	.0022959908	7.50-	38.04
6120	* VCWPD ZONE 2	448.72	.0226243996	448.72	.0226243996	73.88-	374.84
7081	SATICOY SANITATION	1,078.86	.0543943682	1,078.86	.0543943682	177.62-	901.24
7770	UNITED WTR CONS DIST	137.04	.0069098279	137.04	.0069098279	22.56-	114.48
8080	CITY SAN BUENAVENTURA	3,844.41	.1938307724	3,844.41	.1938307724	632.93-	3,211.48
TRA 05005	Totals:	19,833.94	1.0000000000	19,833.94	1.0000000000	3,265.35-	16,568.59

*** Gross Assessed Valuation Information(Assessed valuations Minus Local Exemptions) ***

	Prior Year A/V	Transfers	Current Year AVI	A/V
Secured	1,485,689			1,501,077
Unsecured	484,354			142,431
State Assessed				
	1,970,043		326,535-	1,643,508

Fund NO.	Description	Prior Year Allocation	Prior Year Factor	Adjusted Prior Year Allocation	Adjusted Prior Year Factor	Annual Tax Increment	Current Year Allocation
2014	UNIFIED SCH GEN VTA	2,868.76	.3331483760	2,868.76	.3331483760	38.96	2,907.72
2015	VTA COM COLLEGE GEN	456.48	.0530103817	456.48	.0530103817	6.20	462.68
2019	VTA COLLEGE CHILD CTR	2.36	.0002734152	2.36	.0002734152	.03	2.39
4001	COUNTY GENERAL FUND	1,681.60	.1952886636	1,681.60	.1952886636	22.84	1,704.44
4002	ERAF 92-93 SHIFT	553.01	.0642380527	553.01	.0642380527	7.51	560.52
4004	ERAF 93-94 SHIFT	916.69	.1064521033	916.69	.1064521033	12.45	929.14
4005	VENTURA CO OFFICE EDUC	114.49	.0132938441	114.49	.0132938441	1.55	116.04
4401	* VENTURA CO LIBRARY	130.94	.0152054324	130.94	.0152054324	1.78	132.72
6100	* VCWPD ADMIN	20.50	.0023839646	20.50	.0023839646	.28	20.78
6110	* VCWPD ZONE 1	205.68	.0238826780	205.68	.0238826780	2.79	208.47
7580	VENTURA PORT	85.20	.0098911968	85.20	.0098911968	1.16	86.36
8080	CITY SAN BUENAVENTURA	1,368.97	.1589631499	1,368.97	.1589631499	18.59	1,387.56
8604	CASITAS MUN WTR	206.43	.0239687417	206.43	.0239687417	2.80	209.23
TRA 05006	Totals:	8,611.11	1.0000000000	8,611.11	1.0000000000	116.94	8,728.05

*** Gross Assessed Valuation Information(Assessed valuations Minus Local Exemptions) ***

	Prior Year A/V	Transfers	Current Year AVI	A/V
Secured	834,529			846,223
Unsecured	23,000			23,000
State Assessed				
	857,529		11,694	869,223

Fund NO.	Description	Prior Year Allocation	Prior Year Factor	Adjusted Prior Year Allocation	Adjusted Prior Year Factor	Annual Tax Increment	Current Year Allocation
2014	UNIFIED SCH GEN VTA	996.34	.3340504757	996.34	.3340504757	9.89	1,006.23
2015	VTA COM COLLEGE GEN	158.45	.0531237070	158.45	.0531237070	1.57	160.02
2019	VTA COLLEGE CHILD CTR	.45	.0001654944	.45	.0001654944		.45
4001	COUNTY GENERAL FUND	538.77	.1806480414	538.77	.1806480414	5.36	544.13
4002	ERAF 92-93 SHIFT	192.58	.0645622916	192.58	.0645622916	1.91	194.49
4004	ERAF 93-94 SHIFT	305.53	.1024392637	305.53	.1024392637	3.03	308.56
4005	VENTURA CO OFFICE EDUC	37.41	.0125458358	37.41	.0125458358	.37	37.78
4401	* VENTURA CO LIBRARY	45.28	.0151825462	45.28	.0151825462	.45	45.73
6100	* VCWPD ADMIN	6.78	.0022697512	6.78	.0022697512	.07	6.85
6110	* VCWPD ZONE 1	71.17	.0238573299	71.17	.0238573299	.71	71.88
7580	VENTURA PORT	29.39	.0098469176	29.39	.0098469176	.29	29.68
8080	CITY SAN BUENAVENTURA	528.94	.1773387751	528.94	.1773387751	5.25	534.19
8604	CASITAS MUN WTR	71.49	.0239695704	71.49	.0239695704	.71	72.20
TRA 05007	Totals:	2,982.58	1.0000000000	2,982.58	1.0000000000	29.61	3,012.19

*** Gross Assessed Valuation Information(Assessed valuations Minus Local Exemptions) ***

	Prior Year A/V	Transfers	Current Year AVI	A/V
Secured	285,968			288,929
Unsecured				
State Assessed				
	285,968		2,961	288,929

Fund NO.	Description	Prior Year Allocation	Prior Year Factor	Adjusted Prior Year Allocation	Adjusted Prior Year Factor	Annual Tax Increment	Current Year Allocation
2014	UNIFIED SCH GEN VTA	44,278.78	.3520205516	44,278.78	.3520205516	596.74	44,875.52
2015	VTA COM COLLEGE GEN	7,042.52	.0559887767	7,042.52	.0559887767	94.91	7,137.43
2019	VTA COLLEGE CHILD CTR	34.35	.0002732937	34.35	.0002732937	.46	34.81
4001	COUNTY GENERAL FUND	23,988.96	.1907103279	23,988.96	.1907103279	323.30	24,312.26
4002	ERAF 92-93 SHIFT	6,879.01	.0546715358	6,879.01	.0546715358	92.68	6,971.69
4004	ERAF 93-94 SHIFT	13,335.31	.1060186858	13,335.31	.1060186858	179.72	13,515.03
4005	VENTURA CO OFFICE EDUC	1,736.80	.0138077370	1,736.80	.0138077370	23.41	1,760.21
4401	* VENTURA CO LIBRARY	2,017.58	.0160399646	2,017.58	.0160399646	27.19	2,044.77
6100	* VCWPD ADMIN	314.96	.0025040423	314.96	.0025040423	4.24	319.20
6120	* VCWPD ZONE 2	3,126.31	.0248542563	3,126.31	.0248542563	42.13	3,168.44
7580	VENTURA PORT	719.64	.0057209488	719.64	.0057209488	9.70	729.34
7770	UNITED WTR CONS DIST	788.06	.0062678350	788.06	.0062678350	10.63	798.69
8080	CITY SAN BUENAVENTURA	21,522.35	.1711220445	21,522.35	.1711220445	290.08	21,812.43
TRA 05008	Totals:	125,784.63	1.0000000000	125,784.63	1.0000000000	1,695.19	127,479.82

*** Gross Assessed Valuation Information(Assessed valuations Minus Local Exemptions) ***

	Prior Year A/V	Transfers	Current Year AVI	A/V
Secured	12,524,460			12,693,979
Unsecured	16,300			16,300
State Assessed				
	12,540,760		169,519	12,710,279

Fund NO.	Description	Prior Year Allocation	Prior Year Factor	Adjusted Prior Year Allocation	Adjusted Prior Year Factor	Annual Tax Increment	Current Year Allocation
2014	UNIFIED SCH GEN VTA	98,623.48	.3364569954	98,623.48	.3364569954	5,006.43	103,629.91
2015	VTA COM COLLEGE GEN	15,693.21	.0535378187	15,693.21	.0535378187	796.63	16,489.84
2019	VTA COLLEGE CHILD CTR	81.09	.0002765794	81.09	.0002765794	4.12	85.21
4001	COUNTY GENERAL FUND	57,811.11	.1972260871	57,811.11	.1972260871	2,934.69	60,745.80
4002	ERAF 92-93 SHIFT	19,017.46	.0648863135	19,017.46	.0648863135	965.50	19,982.96
4004	ERAF 93-94 SHIFT	31,514.12	.1075108998	31,514.12	.1075108998	1,599.74	33,113.86
4005	VENTURA CO OFFICE EDUC	3,944.93	.0134581644	3,944.93	.0134581644	200.26	4,145.19
4401	* VENTURA CO LIBRARY	4,503.15	.0153626205	4,503.15	.0153626205	228.59	4,731.74
6100	* VCWPD ADMIN	707.36	.0024131453	707.36	.0024131453	35.91	743.27
6110	* VCWPD ZONE 1	7,070.49	.0241212527	7,070.49	.0241212527	358.92	7,429.41
8080	CITY SAN BUENAVENTURA	47,060.60	.1605430002	47,060.60	.1605430002	2,388.85	49,449.45
8604	CASITAS MUN WTR	7,096.55	.0242071230	7,096.55	.0242071230	360.20	7,456.75
TRA 05009	Totals:	293,123.55	1.0000000000	293,123.55	1.0000000000	14,879.84	308,003.39

*** Gross Assessed Valuation Information(Assessed valuations Minus Local Exemptions) ***

	Prior Year	Transfers	Current Year	AVI	A/V
Secured	29,356,272				30,822,756
Unsecured	21,100				42,600
State Assessed					
	29,377,372		1,487,984		30,865,356

Fund NO.	Description	Prior Year Allocation	Prior Year Factor	Adjusted Prior Year Allocation	Adjusted Prior Year Factor	Annual Tax Increment	Current Year Allocation
1031	EL SCH GEN OXNARD	4,410.37	.1935091913	4,410.37	.1935091913	48.34	4,458.71
2007	HI SCH GEN OXNARD	3,109.04	.1364112785	3,109.04	.1364112785	34.08	3,143.12
2015	VTA COM COLLEGE GEN	1,263.04	.0554170102	1,263.04	.0554170102	13.84	1,276.88
2019	VTA COLLEGE CHILD CTR	6.51	.0002856961	6.51	.0002856961	.07	6.58
4001	COUNTY GENERAL FUND	4,672.88	.2050276775	4,672.88	.2050276775	51.24	4,724.12
4002	ERAF 92-93 SHIFT	1,263.29	.0554279102	1,263.29	.0554279102	13.85	1,277.14
4004	ERAF 93-94 SHIFT	2,545.93	.1117048771	2,545.93	.1117048771	27.91	2,573.84
4005	VENTURA CO OFFICE EDUC	369.31	.0162037874	369.31	.0162037874	4.05	373.36
4401	* VENTURA CO LIBRARY	362.25	.0158939964	362.25	.0158939964	3.97	366.22
6100	* VCWPD ADMIN	56.94	.0024984066	56.94	.0024984066	.62	57.56
6120	* VCWPD ZONE 2	561.00	.0246140378	561.00	.0246140378	6.15	567.15
7580	VENTURA PORT	235.67	.0103401332	235.67	.0103401332	2.58	238.25
7770	UNITED WTR CONS DIST	143.54	.0062979351	143.54	.0062979351	1.57	145.11
8080	CITY SAN BUENAVENTURA	3,791.79	.1663680626	3,791.79	.1663680626	41.56	3,833.35
TRA 05010	Totals:	22,791.56	1.0000000000	22,791.56	1.0000000000	249.83	23,041.39

*** Gross Assessed Valuation Information(Assessed valuations Minus Local Exemptions) ***

	Prior Year A/V	Transfers	Current Year AVI	A/V
Secured	2,411,647			2,436,630
Unsecured				
State Assessed				
	2,411,647		24,983	2,436,630

Fund NO.	Description	Prior Year Allocation	Prior Year Factor	Adjusted Prior Year Allocation	Adjusted Prior Year Factor	Annual Tax Increment	Current Year Allocation
2014	UNIFIED SCH GEN VTA	20,099,844.28	.3432522429	20,099,844.28	.3432522429	620,336.08	20,720,180.36
2015	VTA COM COLLEGE GEN	3,198,346.19	.0546193042	3,198,346.19	.0546193042	98,709.70	3,297,055.89
2019	VTA COLLEGE CHILD CTR	16,535.74	.0002823867	16,535.74	.0002823867	510.34	17,046.08
4001	COUNTY GENERAL FUND	11,775,975.19	.2011025470	11,775,975.19	.2011025470	363,438.75	12,139,413.94
4002	ERAF 92-93 SHIFT	3,206,541.44	.0547592570	3,206,541.44	.0547592570	98,962.62	3,305,504.06
4004	ERAF 93-94 SHIFT	6,420,050.48	.1096375022	6,420,050.48	.1096375022	198,140.29	6,618,190.77
4005	VENTURA CO OFFICE EDUC	804,071.57	.0137314186	804,071.57	.0137314186	24,815.84	828,887.41
4401	* VENTURA CO LIBRARY	917,412.05	.0156669742	917,412.05	.0156669742	28,313.84	945,725.89
6100	* VCWPD ADMIN	144,161.82	.0024619033	144,161.82	.0024619033	4,449.23	148,611.05
6120	* VCWPD ZONE 2	1,420,715.22	.0242620629	1,420,715.22	.0242620629	43,847.15	1,464,562.37
7580	VENTURA PORT	594,783.48	.0101573307	594,783.48	.0101573307	18,356.64	613,140.12
7770	UNITED WTR CONS DIST	366,614.22	.0062608021	366,614.22	.0062608021	11,314.72	377,928.94
8080	CITY SAN BUENAVENTURA	9,592,014.45	.1638062682	9,592,014.45	.1638062682	296,035.76	9,888,050.21
TRA 05011	Totals:	58,557,066.13	1.0000000000	58,557,066.13	1.0000000000	1,807,230.96	60,364,297.09

*** Gross Assessed Valuation Information(Assessed valuations Minus Local Exemptions) ***

	Prior Year A/V	Current Year AVI
Secured	5,455,896,649	5,629,655,289
Unsecured	413,517,564	420,482,020
State Assessed		
	5,869,414,213	6,050,137,309

Fund NO.	Description	Prior Year Allocation	Prior Year Factor	Adjusted Prior Year Allocation	Adjusted Prior Year Factor	Annual Tax Increment	Current Year Allocation
2014	UNIFIED SCH GEN VTA	929,422.56	.3271013936	929,422.56	.3271013936	19,868.68	949,291.24
2015	VTA COM COLLEGE GEN	147,892.37	.0520493067	147,892.37	.0520493067	3,161.56	151,053.93
2019	VTA COLLEGE CHILD CTR	764.58	.0002690825	764.58	.0002690825	16.34	780.92
4001	COUNTY GENERAL FUND	544,629.20	.1916800276	544,629.20	.1916800276	11,642.97	556,272.17
4002	ERAF 92-93 SHIFT	183,746.88	.0646830235	183,746.88	.0646830235	3,928.95	187,675.83
4004	ERAF 93-94 SHIFT	302,420.51	.1064329379	302,420.51	.1064329379	6,464.91	308,885.42
4005	VENTURA CO OFFICE EDUC	37,181.77	.0130857649	37,181.77	.0130857649	794.85	37,976.62
4401	* VENTURA CO LIBRARY	42,440.67	.0149365421	42,440.67	.0149365421	907.27	43,347.94
6100	* VCWPD ADMIN	6,666.02	.0023460346	6,666.02	.0023460346	142.50	6,808.52
6110	* VCWPD ZONE 1	66,633.11	.0234508824	66,633.11	.0234508824	1,424.45	68,057.56
7580	VENTURA PORT	27,609.15	.0097167645	27,609.15	.0097167645	590.21	28,199.36
8080	CITY SAN BUENAVENTURA	485,097.16	.1707141322	485,097.16	.1707141322	10,369.46	495,466.62
8604	CASITAS MUN WTR	66,885.83	.0235341075	66,885.83	.0235341075	1,429.50	68,315.33
TRA 05012	Totals:	2,841,389.81	1.0000000000	2,841,389.81	1.0000000000	60,741.65	2,902,131.46

*** Gross Assessed Valuation Information(Assessed valuations Minus Local Exemptions) ***

	Prior Year A/V	Transfers	Current Year AVI	A/V
Secured	267,915,647		276,602,650	
Unsecured	15,367,799		12,754,961	
State Assessed				
	283,283,446		6,074,165	289,357,611

Fund NO.	Description	Prior Year Allocation	Prior Year Factor	Adjusted Prior Year Allocation	Adjusted Prior Year Factor	Annual Tax Increment	Current Year Allocation
2014	UNIFIED SCH GEN VTA		.3344594595		.3344594595		
2015	VTA COM COLLEGE GEN		.0530888031		.0530888031		
4001	COUNTY GENERAL FUND		.2181226598		.2181226598		
4002	ERAF 92-93 SHIFT		.0641819801		.0641819801		
4004	ERAF 93-94 SHIFT		.1069581617		.1069581617		
4005	VENTURA CO OFFICE EDUC		.0113753973		.0113753973		
4401	* VENTURA CO LIBRARY		.0152251588		.0152251588		
6100	* VCWPD ADMIN		.0020715980		.0020715980		
6110	* VCWPD ZONE 1		.0236143785		.0236143785		
7580	VENTURA PORT		.0096525097		.0096525097		
8080	CITY SAN BUENAVENTURA		.1591782955		.1591782955		
8604	CASITAS MUN WTR		.0020715980		.0020715980		
TRA 05013 Totals:			1.0000000000		1.0000000000		

Fund NO.	Description	Prior Year Allocation	Prior Year Factor	Adjusted Prior Year Allocation	Adjusted Prior Year Factor	Annual Tax Increment	Current Year Allocation
1037	EL SCH GEN RIO	75.89	.1918440244	75.89	.1918440244	.78	76.67
2007	HI SCH GEN OXNARD	53.63	.1355571327	53.63	.1355571327	.55	54.18
2015	VTA COM COLLEGE GEN	21.82	.0550745209	21.82	.0550745209	.22	22.04
2019	VTA COLLEGE CHILD CTR	.12	.0002838893	.12	.0002838893		.12
4001	COUNTY GENERAL FUND	80.35	.2029573358	80.35	.2029573358	.85	81.20
4002	ERAF 92-93 SHIFT	22.07	.0551305331	22.07	.0551305331	.22	22.29
4004	ERAF 93-94 SHIFT	43.74	.1106293181	43.74	.1106293181	.45	44.19
4005	VENTURA CO OFFICE EDUC	9.64	.0242823693	9.64	.0242823693	.10	9.74
4401	* VENTURA CO LIBRARY	6.23	.0157979938	6.23	.0157979938	.06	6.29
6100	* VCWPD ADMIN	.97	.0024282369	.97	.0024282369	.01	.98
6120	* VCWPD ZONE 2	9.68	.0244702686	9.68	.0244702686	.10	9.78
7580	VENTURA PORT	4.03	.0102200142	4.03	.0102200142	.04	4.07
7770	UNITED WTR CONS DIST	2.38	.0062006764	2.38	.0062006764	.03	2.41
8080	CITY SAN BUENAVENTURA	65.07	.1651236865	65.07	.1651236865	.67	65.74
TRA 05014 Totals:		395.62	1.0000000000	395.62	1.0000000000	4.08	399.70

*** Gross Assessed Valuation Information(Assessed valuations Minus Local Exemptions) ***

	Prior Year A/V	Transfers	Current Year AVI	A/V
Secured	39,405			39,813
Unsecured				
State Assessed				
	39,405		408	39,813

Fund NO.	Description	Prior Year Allocation	Prior Year Factor	Adjusted Prior Year Allocation	Adjusted Prior Year Factor	Annual Tax Increment	Current Year Allocation
2014	UNIFIED SCH GEN VTA		.3563968668		.3563968668		
2015	VTA COM COLLEGE GEN		.0566912949		.0566912949		
2019	VTA COLLEGE CHILD CTR		.0002777623		.0002777623		
4001	COUNTY GENERAL FUND		.2090758555		.2090758555		
4002	ERAF 92-93 SHIFT		.0486146963		.0486146963		
4004	ERAF 93-94 SHIFT		.1139524954		.1139524954		
4005	VENTURA CO OFFICE EDUC		.0140670996		.0140670996		
4401	* VENTURA CO LIBRARY		.0162243545		.0162243545		
6100	* VCWPD ADMIN		.0025454629		.0025454629		
6140	* VCWPD ZONE 4		.0015823148		.0015823148		
7580	VENTURA PORT		.0105827454		.0105827454		
8080	CITY SAN BUENAVENTURA		.1699890516		.1699890516		
TRA 05015	Totals:		1.0000000000		1.0000000000		

Fund NO.	Description	Prior Year Allocation	Prior Year Factor	Adjusted Prior Year Allocation	Adjusted Prior Year Factor	Annual Tax Increment	Current Year Allocation
2014	UNIFIED SCH GEN VTA	7,035,217.27	.3434598122	7,035,217.27	.3434598122	267,667.26	7,302,884.53
2015	VTA COM COLLEGE GEN	1,119,464.46	.0546523354	1,119,464.46	.0546523354	42,592.00	1,162,056.46
2019	VTA COLLEGE CHILD CTR	5,787.67	.0002825542	5,787.67	.0002825542	220.20	6,007.87
4001	COUNTY GENERAL FUND	4,117,392.66	.2010114037	4,117,392.66	.2010114037	156,653.48	4,274,046.14
4002	ERAF 92-93 SHIFT	1,117,060.29	.0545349641	1,117,060.29	.0545349641	42,500.53	1,159,560.82
4004	ERAF 93-94 SHIFT	2,245,124.67	.1096071474	2,245,124.67	.1096071474	85,419.73	2,330,544.40
4005	VENTURA CO OFFICE EDUC	281,451.26	.0137404709	281,451.26	.0137404709	10,708.31	292,159.57
4401	* VENTURA CO LIBRARY	321,104.62	.0156763503	321,104.62	.0156763503	12,216.99	333,321.61
6100	* VCWPD ADMIN	50,458.57	.0024633912	50,458.57	.0024633912	1,919.79	52,378.36
6120	* VCWPD ZONE 2	497,233.89	.0242749943	497,233.89	.0242749943	18,918.14	516,152.03
7580	VENTURA PORT	206,127.00	.0100631353	206,127.00	.0100631353	7,842.47	213,969.47
7770	UNITED WTR CONS DIST	126,396.97	.0061707097	126,396.97	.0061707097	4,809.00	131,205.97
8080	CITY SAN BUENAVENTURA	3,360,558.99	.1640627313	3,360,558.99	.1640627313	127,858.40	3,488,417.39
TRA 05016	Totals:	20,483,378.32	1.0000000000	20,483,378.32	1.0000000000	779,326.30	21,262,704.62

*** Gross Assessed Valuation Information(Assessed valuations Minus Local Exemptions) ***

	Prior Year A/V	Transfers	Current Year AVI	A/V
Secured	2,046,833,472		2,124,496,329	
Unsecured	6,306,330		6,576,103	
State Assessed	50,093		50,093	
	2,053,189,895		77,932,630	2,131,122,525

Fund NO.	Description	Prior Year Allocation	Prior Year Factor	Adjusted Prior Year Allocation	Adjusted Prior Year Factor	Annual Tax Increment	Current Year Allocation
4001	COUNTY GENERAL FUND		1.0000000000		1.0000000000		
TRA 05017	Totals:		1.0000000000		1.0000000000		

Fund NO.	Description	Prior Year Allocation	Prior Year Factor	Adjusted Prior Year Allocation	Adjusted Prior Year Factor	Annual Tax Increment	Current Year Allocation
2014	UNIFIED SCH GEN VTA	780,715.17	.3588385117	780,715.17	.3588385117	15,263.55	795,978.72
2015	VTA COM COLLEGE GEN	124,229.89	.0570995296	124,229.89	.0570995296	2,428.79	126,658.68
2019	VTA COLLEGE CHILD CTR	642.18	.0002951595	642.18	.0002951595	12.55	654.73
4001	COUNTY GENERAL FUND	396,041.90	.1820319426	396,041.90	.1820319426	7,742.91	403,784.81
4002	ERAF 92-93 SHIFT	119,397.40	.0548783827	119,397.40	.0548783827	2,334.31	121,731.71
4004	ERAF 93-94 SHIFT	224,053.47	.1029812359	224,053.47	.1029812359	4,380.41	228,433.88
4005	VENTURA CO OFFICE EDUC	31,165.16	.0143243754	31,165.16	.0143243754	609.30	31,774.46
4401	* VENTURA CO LIBRARY	35,629.84	.0163764717	35,629.84	.0163764717	696.59	36,326.43
6100	* VCWPD ADMIN	5,598.60	.0025732683	5,598.60	.0025732683	109.46	5,708.06
6120	* VCWPD ZONE 2	55,177.62	.0253611832	55,177.62	.0253611832	1,078.76	56,256.38
7580	VENTURA PORT	455.14	.0002092028	455.14	.0002092028	8.90	464.04
7770	UNITED WTR CONS DIST	13,691.60	.0062930416	13,691.60	.0062930416	267.68	13,959.28
8080	CITY SAN BUENAVENTURA	388,874.74	.1787376950	388,874.74	.1787376950	7,602.79	396,477.53
TRA 05018	Totals:	2,175,672.71	1.0000000000	2,175,672.71	1.0000000000	42,536.00	2,218,208.71

*** Gross Assessed Valuation Information(Assessed valuations Minus Local Exemptions) ***

	Prior Year A/V	Transfers	Current Year AVI	A/V
Secured	210,733,562		215,123,782	
Unsecured	6,745,220		6,608,600	
State Assessed				
	217,478,782		4,253,600	221,732,382

Fund NO.	Description	Prior Year Allocation	Prior Year Factor	Adjusted Prior Year Allocation	Adjusted Prior Year Factor	Annual Tax Increment	Current Year Allocation
2014	UNIFIED SCH GEN VTA		.3420131412		.3420131412		
2015	VTA COM COLLEGE GEN		.0544197093		.0544197093		
2019	VTA COLLEGE CHILD CTR		.0002771512		.0002771512		
4001	COUNTY GENERAL FUND		.2004847881		.2004847881		
4002	ERAF 92-93 SHIFT		.0623000469		.0623000469		
4004	ERAF 93-94 SHIFT		.1092869742		.1092869742		
4005	VENTURA CO OFFICE EDUC		.0136680979		.0136680979		
4401	* VENTURA CO LIBRARY		.0156153189		.0156153189		
6100	* VCWPD ADMIN		.0024502078		.0024502078		
6140	* VCWPD ZONE 4		.0015297123		.0015297123		
7580	VENTURA PORT		.0101565265		.0101565265		
8080	CITY SAN BUENAVENTURA		.1631924885		.1631924885		
8604	CASITAS MUN WTR		.0246058372		.0246058372		
TRA 05019	Totals:		1.0000000000		1.0000000000		

Fund NO.	Description	Prior Year Allocation	Prior Year Factor	Adjusted Prior Year Allocation	Adjusted Prior Year Factor	Annual Tax Increment	Current Year Allocation
2014	UNIFIED SCH GEN VTA	291,488.14	.3331267934	291,488.14	.3331267934	7,066.38-	284,421.76
2015	VTA COM COLLEGE GEN	46,382.45	.0530080815	46,382.45	.0530080815	1,124.42-	45,258.03
2019	VTA COLLEGE CHILD CTR	239.77	.0002740555	239.77	.0002740555	5.81-	233.96
4001	COUNTY GENERAL FUND	240,940.43	.3037465911	240,940.43	.3037465911	6,443.17-	234,497.26
4002	ERAF 92-93 SHIFT	14,720.84		14,720.84			14,720.84
4004	ERAF 93-94 SHIFT	24,371.33		24,371.33			24,371.33
4005	VENTURA CO OFFICE EDUC	11,660.96	.0133267229	11,660.96	.0133267229	282.69-	11,378.27
4401	* VENTURA CO LIBRARY	15,320.46	.0183233835	15,320.46	.0183233835	388.68-	14,931.78
6100	* VCWPD ADMIN	2,344.02	.0027814920	2,344.02	.0027814920	59.00-	2,285.02
6110	* VCWPD ZONE 1	23,758.18	.0283105007	23,758.18	.0283105007	600.53-	23,157.65
7580	VENTURA PORT	8,658.85	.0098957622	8,658.85	.0098957622	209.91-	8,448.94
8080	CITY SAN BUENAVENTURA	164,308.41	.1980082276	164,308.41	.1980082276	4,200.21-	160,108.20
8604	CASITAS MUN WTR	30,812.79	.0391983896	30,812.79	.0391983896	831.49-	29,981.30
TRA 05020	Totals:	875,006.63	1.0000000000	875,006.63	1.0000000000	21,212.29-	853,794.34

*** Gross Assessed Valuation Information(Assessed valuations Minus Local Exemptions) ***

	Prior Year A/V	Transfers	Current Year AVI	A/V
Secured	87,661,576			85,540,347
Unsecured				
State Assessed				
	87,661,576		2,121,229-	85,540,347

Fund NO.	Description	Prior Year Allocation	Prior Year Factor	Adjusted Prior Year Allocation	Adjusted Prior Year Factor	Annual Tax Increment	Current Year Allocation
2014	UNIFIED SCH GEN VTA	679,728.67	.3528366686	679,728.67	.3528366686	3,254.75	682,983.42
2015	VTA COM COLLEGE GEN	108,159.88	.0561441269	108,159.88	.0561441269	517.90	108,677.78
2019	VTA COLLEGE CHILD CTR	558.59	.0002899600	558.59	.0002899600	2.67	561.26
4001	COUNTY GENERAL FUND	366,591.11	.1902918047	366,591.11	.1902918047	1,755.34	368,346.45
4002	ERAF 92-93 SHIFT	105,183.04	.0545988900	105,183.04	.0545988900	503.65	105,686.69
4004	ERAF 93-94 SHIFT	204,023.55	.1059054758	204,023.55	.1059054758	976.93	205,000.48
4005	VENTURA CO OFFICE EDUC	26,959.61	.0139943050	26,959.61	.0139943050	129.09	27,088.70
4401	* VENTURA CO LIBRARY	31,022.76	.0161034400	31,022.76	.0161034400	148.55	31,171.31
6100	* VCWPD ADMIN	4,874.43	.0025302435	4,874.43	.0025302435	23.34	4,897.77
6120	* VCWPD ZONE 2	48,041.07	.0249373748	48,041.07	.0249373748	230.04	48,271.11
7580	VENTURA PORT	8,401.14	.0043609002	8,401.14	.0043609002	40.23	8,441.37
7770	UNITED WTR CONS DIST	12,113.01	.0062876694	12,113.01	.0062876694	58.00	12,171.01
8080	CITY SAN BUENAVENTURA	330,811.50	.1717191411	330,811.50	.1717191411	1,584.03	332,395.53
TRA 05021	Totals:	1,926,468.36	1.0000000000	1,926,468.36	1.0000000000	9,224.52	1,935,692.88

*** Gross Assessed Valuation Information(Assessed valuations Minus Local Exemptions) ***

	Prior Year A/V	Transfers	Current Year AVI	A/V
Secured	175,064,349		174,946,520	
Unsecured	17,813,010		18,853,291	
State Assessed				
	192,877,359		922,452	193,799,811

Fund NO.	Description	Prior Year Allocation	Prior Year Factor	Adjusted Prior Year Allocation	Adjusted Prior Year Factor	Annual Tax Increment	Current Year Allocation
2014	UNIFIED SCH GEN VTA	140.60	.3599239061	140.60	.3599239061	1.45	142.05
2015	VTA COM COLLEGE GEN	22.31	.0571972098	22.31	.0571972098	.23	22.54
2019	VTA COLLEGE CHILD CTR	.03	.0001268230	.03	.0001268230		.03
4001	COUNTY GENERAL FUND	71.51	.1829138682	71.51	.1829138682	.73	72.24
4002	ERAF 92-93 SHIFT	21.42	.0548029557	21.42	.0548029557	.22	21.64
4004	ERAF 93-94 SHIFT	40.43	.1034759573	40.43	.1034759573	.42	40.85
4005	VENTURA CO OFFICE EDUC	5.41	.0138074978	5.41	.0138074978	.06	5.47
4401	* VENTURA CO LIBRARY	6.42	.0164164727	6.42	.0164164727	.07	6.49
6100	* VCWPD ADMIN	.96	.0024557957	.96	.0024557957	.01	.97
6120	* VCWPD ZONE 2	9.89	.0253356254	9.89	.0253356254	.10	9.99
7770	UNITED WTR CONS DIST	2.48	.0063418158	2.48	.0063418158	.03	2.51
8080	CITY SAN BUENAVENTURA	69.22	.1772020725	69.22	.1772020725	.71	69.93
TRA 05022	Totals:	390.68	1.0000000000	390.68	1.0000000000	4.03	394.71

*** Gross Assessed Valuation Information(Assessed valuations Minus Local Exemptions) ***

	Prior Year	Transfers	Current Year
Secured	A/V 38,975		AVI 39,378
Unsecured			
State Assessed			
	38,975		403
			39,378

Fund NO.	Description	Prior Year Allocation	Prior Year Factor	Adjusted Prior Year Allocation	Adjusted Prior Year Factor	Annual Tax Increment	Current Year Allocation
2014	UNIFIED SCH GEN VTA	3,860.19	.3052496268	3,860.19	.3052496268	6.48-	3,853.71
2015	VTA COM COLLEGE GEN	614.12	.0485636785	614.12	.0485636785	1.03-	613.09
2019	VTA COLLEGE CHILD CTR	3.05	.0002396592	3.05	.0002396592	.01-	3.04
4001	COUNTY GENERAL FUND	2,095.46	.1657204371	3,345.71	.2645799183	5.60-	3,340.11
	Negotiated Revenue:	1,250.25					
4002	ERAF 92-93 SHIFT	936.52	.0741730258	936.52	.0741730258	1.57-	934.95
4004	ERAF 93-94 SHIFT	1,174.31	.0928531482	1,174.31	.0928531482	1.97-	1,172.34
4005	VENTURA CO OFFICE EDUC	152.14	.0120321116	152.14	.0120321116	.26-	151.88
4401	* VENTURA CO LIBRARY	176.22	.0139346615	176.22	.0139346615	.30-	175.92
6100	* VCWPD ADMIN	27.57	.0021803799	27.57	.0021803799	.05-	27.52
6120	* VCWPD ZONE 2	272.82	.0215709507	272.82	.0215709507	.46-	272.36
7560	MONTALVO CSD	1,250.25	.0988594812				
	Negotiated Revenue:	1,250.25-					
7580	VENTURA PORT	52.62	.0041613560	52.62	.0041613560	.09-	52.53
7770	UNITED WTR CONS DIST	80.45	.0062964602	80.45	.0062964602	.13-	80.32
8080	CITY SAN BUENAVENTURA	1,950.24	.1541650233	1,950.24	.1541650233	3.27-	1,946.97
=====							
TRA 05023	Totals:	12,645.96	1.0000000000	12,645.96	1.0000000000	21.22-	12,624.74

*** Gross Assessed Valuation Information(Assessed valuations Minus Local Exemptions) ***

	Prior Year	Transfers	Current Year	
	A/V		AVI	A/V
Secured	1,156,454			1,168,432
Unsecured	44,100			30,000
State Assessed				
	1,200,554		2,122-	1,198,432

Fund NO.	Description	Prior Year Allocation	Prior Year Factor	Adjusted Prior Year Allocation	Adjusted Prior Year Factor	Annual Tax Increment	Current Year Allocation
2014	UNIFIED SCH GEN VTA	9,925.04	.3388132802	9,925.04	.3388132802	580.34	10,505.38
2015	VTA COM COLLEGE GEN	1,579.26	.0539116731	1,579.26	.0539116731	92.34	1,671.60
2019	VTA COLLEGE CHILD CTR	8.15	.0002773885	8.15	.0002773885	.48	8.63
4001	COUNTY GENERAL FUND	5,018.63	.1713269522	5,018.63	.1713269522	293.45	5,312.08
4002	ERAF 92-93 SHIFT	1,887.27	.0644622025	1,887.27	.0644622025	110.42	1,997.69
4004	ERAF 93-94 SHIFT	2,899.63	.0989840666	2,899.63	.0989840666	169.55	3,069.18
4005	VENTURA CO OFFICE EDUC	390.78	.0133395192	390.78	.0133395192	22.85	413.63
4401	* VENTURA CO LIBRARY	453.18	.0154689014	453.18	.0154689014	26.50	479.68
6100	* VCWPD ADMIN	71.16	.0024290487	71.16	.0024290487	4.16	75.32
6110	* VCWPD ZONE 1	711.53	.0242898900	711.53	.0242898900	41.61	753.14
7580	VENTURA PORT	294.77	.0100629535	294.77	.0100629535	17.24	312.01
8080	CITY SAN BUENAVENTURA	5,339.73	.1822582290	5,339.73	.1822582290	312.18	5,651.91
8604	CASITAS MUN WTR	714.43	.0243758951	714.43	.0243758951	41.75	756.18
TRA 05024	Totals:	29,293.56	1.0000000000	29,293.56	1.0000000000	1,712.87	31,006.43

*** Gross Assessed Valuation Information(Assessed valuations Minus Local Exemptions) ***

	Prior Year A/V	Transfers	Current Year AVI	A/V
Secured	2,915,375			3,086,662
Unsecured				
State Assessed				
	2,915,375		171,287	3,086,662

Fund NO.	Description	Prior Year Allocation	Prior Year Factor	Adjusted Prior Year Allocation	Adjusted Prior Year Factor	Annual Tax Increment	Current Year Allocation
4001	COUNTY GENERAL FUND		1.0000000000		1.0000000000		
TRA 05025	Totals:		1.0000000000		1.0000000000		

No Taxable Parcels Within TRA=05025

Fund NO.	Description	Prior Year Allocation	Prior Year Factor	Adjusted Prior Year Allocation	Adjusted Prior Year Factor	Annual Tax Increment	Current Year Allocation
2014	UNIFIED SCH GEN VTA	80,348.47	.3593198449	80,348.47	.3593198449	967.35	81,315.82
2015	VTA COM COLLEGE GEN	12,784.72	.0571734747	12,784.72	.0571734747	153.92	12,938.64
2019	VTA COLLEGE CHILD CTR	66.16	.0002959125	66.16	.0002959125	.80	66.96
4001	COUNTY GENERAL FUND	40,786.69	.1823990676	40,786.69	.1823990676	491.05	41,277.74
4002	ERAF 92-93 SHIFT	12,324.80	.0551163202	12,324.80	.0551163202	148.38	12,473.18
4004	ERAF 93-94 SHIFT	23,062.25	.1031349480	23,062.25	.1031349480	277.66	23,339.91
4005	VENTURA CO OFFICE EDUC	3,166.37	.0141601503	3,166.37	.0141601503	38.12	3,204.49
4401	* VENTURA CO LIBRARY	3,666.49	.0163964990	3,666.49	.0163964990	44.14	3,710.63
6100	* VCWPD ADMIN	575.77	.0025748834	575.77	.0025748834	6.93	582.70
6120	* VCWPD ZONE 2	5,678.56	.0253945931	5,678.56	.0253945931	68.37	5,746.93
7580	VENTURA PORT	55.64	.0002487882	55.64	.0002487882	.67	56.31
7770	UNITED WTR CONS DIST	1,502.26	.0067180907	1,502.26	.0067180907	18.09	1,520.35
8080	CITY SAN BUENAVENTURA	39,594.41	.1770674274	39,594.41	.1770674274	476.70	40,071.11
TRA 05026	Totals:	223,612.59	1.0000000000	223,612.59	1.0000000000	2,692.18	226,304.77

*** Gross Assessed Valuation Information(Assessed valuations Minus Local Exemptions) ***

	Prior Year A/V	Transfers	Current Year AVI	A/V
Secured	22,256,106		22,518,284	
Unsecured	65,670		72,710	
State Assessed				
	22,321,776		269,218	22,590,994

Fund NO.	Description	Prior Year Allocation	Prior Year Factor	Adjusted Prior Year Allocation	Adjusted Prior Year Factor	Annual Tax Increment	Current Year Allocation
2014	UNIFIED SCH GEN VTA	24,896.40	.3270953445	24,896.40	.3270953445	447.80	25,344.20
2015	VTA COM COLLEGE GEN	3,961.54	.0520479258	3,961.54	.0520479258	71.26	4,032.80
2019	VTA COLLEGE CHILD CTR	19.97	.0002629157	19.97	.0002629157	.36	20.33
4001	COUNTY GENERAL FUND	19,848.85	.2982490527	19,848.85	.2982490527	408.31	20,257.16
4002	ERAF 92-93 SHIFT	1,727.31		1,727.31			1,727.31
4004	ERAF 93-94 SHIFT	2,851.53		2,851.53			2,851.53
4005	VENTURA CO OFFICE EDUC	994.02	.0130597122	994.02	.0130597122	17.88	1,011.90
4401	* VENTURA CO LIBRARY	1,287.53	.0179912105	1,287.53	.0179912105	24.63	1,312.16
6100	* VCWPD ADMIN	197.00	.0027233369	197.00	.0027233369	3.73	200.73
6110	* VCWPD ZONE 1	1,999.04	.0277938604	1,999.04	.0277938604	38.05	2,037.09
7580	VENTURA PORT	738.96	.0097091025	738.96	.0097091025	13.29	752.25
8080	CITY SAN BUENAVENTURA	15,062.10	.2125788864	15,062.10	.2125788864	291.03	15,353.13
8604	CASITAS MUN WTR	2,529.24	.0384886524	2,529.24	.0384886524	52.69	2,581.93
TRA 05027	Totals:	76,113.49	1.0000000000	76,113.49	1.0000000000	1,369.03	77,482.52

*** Gross Assessed Valuation Information(Assessed valuations Minus Local Exemptions) ***

	Prior Year A/V	Transfers	Current Year AVI	A/V
Secured	7,614,110			7,751,013
Unsecured				
State Assessed				
	7,614,110		136,903	7,751,013

Fund NO.	Description	Prior Year Allocation	Prior Year Factor	Adjusted Prior Year Allocation	Adjusted Prior Year Factor	Annual Tax Increment	Current Year Allocation
2014	UNIFIED SCH GEN VTA	196,793.71	.3007209279	196,793.71	.3007209279	6,495.77	203,289.48
2015	VTA COM COLLEGE GEN	31,314.31	.0478514700	31,314.31	.0478514700	1,033.62	32,347.93
2019	VTA COLLEGE CHIL D CTR	161.76	.0002471918	161.76	.0002471918	5.34	167.10
4001	COUNTY GENERAL FUND	115,354.74	.1762738528	179,071.12	.2736390113	5,910.79	184,981.91
	Negotiated Revenue:	63,716.38					
4002	ERAF 92-93 SHIFT	48,154.46	.0735849391	48,154.46	.0735849391	1,589.48	49,743.94
4004	ERAF 93-94 SHIFT	62,883.64	.0960926377	62,883.64	.0960926377	2,075.67	64,959.31
4005	VENTURA CO OFFICE EDUC	7,872.51	.0120300040	7,872.51	.0120300040	259.86	8,132.37
4401	* VENTURA CO LIBRARY	8,991.80	.0137403933	8,991.80	.0137403933	296.80	9,288.60
6100	* VCWPD ADMIN	1,411.35	.0021566816	1,411.35	.0021566816	46.59	1,457.94
6120	* VCWPD ZONE 2	13,908.90	.0212542232	13,908.90	.0212542232	459.11	14,368.01
7560	MONTALVO CSD	63,716.38	.0973651585				
	Negotiated Revenue:	63,716.38					
7580	VENTURA PORT	5,845.86	.0089330766	5,845.86	.0089330766	192.96	6,038.82
7770	UNITED WTR CONS DIST	4,086.42	.0062444622	4,086.42	.0062444622	134.88	4,221.30
8080	CITY SAN BUENAVENTURA	93,910.58	.1435049813	93,910.58	.1435049813	3,099.80	97,010.38
TRA 05028	Totals:	654,406.42	1.0000000000	654,406.42	1.0000000000	21,600.67	676,007.09

*** Gross Assessed Valuation Information(Assessed valuations Minus Local Exemptions) ***

	Prior Year A/V	Transfers	Current Year AVI	A/V
Secured	60,956,942		62,887,327	
Unsecured	3,753,717		3,983,399	
State Assessed				
	64,710,659		2,160,067	66,870,726

Fund NO.	Description	Prior Year Allocation	Prior Year Factor	Adjusted Prior Year Allocation	Adjusted Prior Year Factor	Annual Tax Increment	Current Year Allocation
2014	UNIFIED SCH GEN VTA		.3090002931		.3090002931		
2015	VTA COM COLLEGE GEN		.0489592494		.0489592494		
2019	VTA COLLEGE CHILD CTR		.0002931691		.0002931691		
4001	COUNTY GENERAL FUND		.1585915463		.2585807832		
4002	ERAF 92-93 SHIFT		.0744806802		.0744806802		
4004	ERAF 93-94 SHIFT		.0908405984		.0908405984		
4005	VENTURA CO OFFICE EDUC		.0108707351		.0108707351		
4401	* VENTURA CO LIBRARY		.0138844043		.0138844043		
6100	* VCWPD ADMIN		.0020449898		.0020449898		
6120	* VCWPD ZONE 2		.0217414702		.0217414702		
7560	MONTALVO CSD		.0999892369				
7770	UNITED WTR CONS DIST		.0062426004		.0062426004		
8080	CITY SAN BUENAVENTURA		.1630610268		.1630610268		
TRA 05029	Totals:		1.0000000000		1.0000000000		

No Taxable Parcels Within TRA=05029

Fund NO.	Description	Prior Year Allocation	Prior Year Factor	Adjusted Prior Year Allocation	Adjusted Prior Year Factor	Annual Tax Increment	Current Year Allocation
2014	UNIFIED SCH GEN VTA	847,490.50	.3271364120	847,490.50	.3271364120	64,057.98	911,548.48
2015	VTA COM COLLEGE GEN	134,855.07	.0520548592	134,855.07	.0520548592	10,193.08	145,048.15
2019	VTA COLLEGE CHILD CTR	697.13	.0002691027	697.13	.0002691027	52.69	749.82
4001	COUNTY GENERAL FUND	496,788.69	.1917624452	496,788.69	.1917624452	37,549.82	534,338.51
4002	ERAF 92-93 SHIFT	167,573.02	.0646790918	167,573.02	.0646790918	12,665.09	180,238.11
4004	ERAF 93-94 SHIFT	275,771.64	.1064498693	275,771.64	.1064498693	20,844.40	296,616.04
4005	VENTURA CO OFFICE EDUC	33,904.40	.0130872902	33,904.40	.0130872902	2,562.68	36,467.08
4401	* VENTURA CO LIBRARY	38,699.19	.0149381339	38,699.19	.0149381339	2,925.10	41,624.29
6100	* VCWPD ADMIN	6,078.53	.0023463425	6,078.53	.0023463425	459.45	6,537.98
6110	* VCWPD ZONE 1	60,759.12	.0234533934	60,759.12	.0234533934	4,592.51	65,351.63
7580	VENTURA PORT	25,175.30	.0097178063	25,175.30	.0097178063	1,902.89	27,078.19
8080	CITY SAN BUENAVENTURA	441,871.01	.1705686334	441,871.01	.1705686334	33,399.77	475,270.78
8604	CASITAS MUN WTR	60,969.75	.0235366201	60,969.75	.0235366201	4,608.81	65,578.56
TRA 05030	Totals:	2,590,633.35	1.0000000000	2,590,633.35	1.0000000000	195,814.27	2,786,447.62

*** Gross Assessed Valuation Information(Assessed valuations Minus Local Exemptions) ***

	Prior Year A/V	Transfers	Current Year AVI	A/V
Secured	256,178,329		274,314,277	
Unsecured	3,487,224		4,932,703	
State Assessed				
	259,665,553		19,581,427	279,246,980

Fund NO.	Description	Prior Year Allocation	Prior Year Factor	Adjusted Prior Year Allocation	Adjusted Prior Year Factor	Annual Tax Increment	Current Year Allocation
2014	UNIFIED SCH GEN VTA	1,238.47	.3588397779	1,238.47	.3588397779	12.82	1,251.29
2015	VTA COM COLLEGE GEN	197.07	.0570996846	197.07	.0570996846	2.04	199.11
2019	VTA COLLEGE CHILD CTR	1.02	.0002958119	1.02	.0002958119	.01	1.03
4001	COUNTY GENERAL FUND	628.29	.1820322275	628.29	.1820322275	6.50	634.79
4002	ERAF 92-93 SHIFT	189.41	.0548770982	189.41	.0548770982	1.96	191.37
4004	ERAF 93-94 SHIFT	355.43	.1029825031	355.43	.1029825031	3.68	359.11
4005	VENTURA CO OFFICE EDUC	49.43	.0143228906	49.43	.0143228906	.51	49.94
4401	* VENTURA CO LIBRARY	56.52	.0163775839	56.52	.0163775839	.59	57.11
6100	* VCWPD ADMIN	8.88	.0025743627	8.88	.0025743627	.09	8.97
6120	* VCWPD ZONE 2	87.54	.0253598711	87.54	.0253598711	.91	88.45
7580	VENTURA PORT	.70	.0002078678	.70	.0002078678	.01	.71
7770	UNITED WTR CONS DIST	21.72	.0062919983	21.72	.0062919983	.22	21.94
8080	CITY SAN BUENAVENTURA	616.88	.1787383224	616.88	.1787383224	6.39	623.27
TRA 05031	Totals:	3,451.36	1.0000000000	3,451.36	1.0000000000	35.73	3,487.09

*** Gross Assessed Valuation Information(Assessed valuations Minus Local Exemptions) ***

	Prior Year A/V	Transfers	Current Year AVI	A/V
Secured	344,977			348,550
Unsecured				
State Assessed				
	344,977		3,573	348,550

Fund NO.	Description	Prior Year Allocation	Prior Year Factor	Adjusted Prior Year Allocation	Adjusted Prior Year Factor	Annual Tax Increment	Current Year Allocation
2014	UNIFIED SCH GEN VTA	187,068.10	.3270744938	187,068.10	.3270744938	4,999.45	192,067.55
2015	VTA COM COLLEGE GEN	29,766.71	.0520448967	29,766.71	.0520448967	795.53	30,562.24
2019	VTA COLLEGE CHILD CTR	153.90	.0002690366	153.90	.0002690366	4.11	158.01
4001	COUNTY GENERAL FUND	159,116.84	.2982369254	159,116.84	.2982369254	4,558.66	163,675.50
4002	ERAF 92-93 SHIFT	6,967.65		6,967.65			6,967.65
4004	ERAF 93-94 SHIFT	11,447.78		11,447.78			11,447.78
4005	VENTURA CO OFFICE EDUC	7,483.20	.0130837946	7,483.20	.0130837946	199.99	7,683.19
4401	* VENTURA CO LIBRARY	9,960.78	.0179901099	9,960.78	.0179901099	274.99	10,235.77
6100	* VCWPD ADMIN	1,520.49	.0027309149	1,520.49	.0027309149	41.74	1,562.23
6110	* VCWPD ZONE 1	15,430.11	.0277958377	15,430.11	.0277958377	424.87	15,854.98
7580	VENTURA PORT	5,556.89	.0097158362	5,556.89	.0097158362	148.51	5,705.40
8080	CITY SAN BUENAVENTURA	117,068.18	.2125764047	117,068.18	.2125764047	3,249.31	120,317.49
8604	CASITAS MUN WTR	20,402.72	.0384817495	20,402.72	.0384817495	588.21	20,990.93
TRA 05032	Totals:	571,943.35	1.0000000000	571,943.35	1.0000000000	15,285.37	587,228.72

*** Gross Assessed Valuation Information(Assessed valuations Minus Local Exemptions) ***

	Prior Year A/V	Transfers	Current Year AVI	A/V
Secured	55,156,556		56,714,823	
Unsecured	1,340,330		1,310,600	
State Assessed				
	56,496,886		1,528,537	58,025,423

Fund NO.	Description	Prior Year Allocation	Prior Year Factor	Adjusted Prior Year Allocation	Adjusted Prior Year Factor	Annual Tax Increment	Current Year Allocation
2014	UNIFIED SCH GEN VTA	435,875.38	.3331265937	435,875.38	.3331265937	5,808.03	441,683.41
2015	VTA COM COLLEGE GEN	69,357.63	.0530079912	69,357.63	.0530079912	924.19	70,281.82
2019	VTA COLLEGE CHILD CTR	358.51	.0002740029	358.51	.0002740029	4.78	363.29
4001	COUNTY GENERAL FUND	359,381.38	.3037476219	359,381.38	.3037476219	5,295.80	364,677.18
4002	ERAF 92-93 SHIFT	22,557.65		22,557.65			22,557.65
4004	ERAF 93-94 SHIFT	37,337.24		37,337.24			37,337.24
4005	VENTURA CO OFFICE EDUC	17,436.98	.0133265839	17,436.98	.0133265839	232.35	17,669.33
4401	* VENTURA CO LIBRARY	22,883.13	.0183233227	22,883.13	.0183233227	319.47	23,202.60
6100	* VCWPD ADMIN	3,501.79	.0027814823	3,501.79	.0027814823	48.49	3,550.28
6110	* VCWPD ZONE 1	35,489.41	.0283104616	35,489.41	.0283104616	493.59	35,983.00
7580	VENTURA PORT	12,947.79	.0098956085	12,947.79	.0098956085	172.53	13,120.32
8080	CITY SAN BUENAVENTURA	245,365.29	.1980080438	245,365.29	.1980080438	3,452.25	248,817.54
8604	CASITAS MUN WTR	45,945.52	.0391982875	45,945.52	.0391982875	683.42	46,628.94
TRA 05033	Totals:	1,308,437.70	1.0000000000	1,308,437.70	1.0000000000	17,434.90	1,325,872.60

*** Gross Assessed Valuation Information(Assessed valuations Minus Local Exemptions) ***

	Prior Year A/V	Transfers	Current Year AVI	A/V
Secured	116,782,379		126,115,927	
Unsecured	12,477,230		4,887,172	
State Assessed				
	129,259,609		1,743,490	131,003,099

Fund NO.	Description	Prior Year Allocation	Prior Year Factor	Adjusted Prior Year Allocation	Adjusted Prior Year Factor	Annual Tax Increment	Current Year Allocation
2014	UNIFIED SCH GEN VTA	51,752.16	.3388131293	51,752.16	.3388131293	3,273.10	55,025.26
2015	VTA COM COLLEGE GEN	8,234.94	.0539128802	8,234.94	.0539128802	520.82	8,755.76
2019	VTA COLLEGE CHILD CTR	42.55	.0002785805	42.55	.0002785805	2.69	45.24
4001	COUNTY GENERAL FUND	26,167.54	.1713120778	26,167.54	.1713120778	1,654.96	27,822.50
4002	ERAF 92-93 SHIFT	9,848.16	.0644608838	9,848.16	.0644608838	622.72	10,470.88
4004	ERAF 93-94 SHIFT	15,118.24	.0989777017	15,118.24	.0989777017	956.17	16,074.41
4005	VENTURA CO OFFICE EDUC	2,039.64	.0133531723	2,039.64	.0133531723	129.00	2,168.64
4401	* VENTURA CO LIBRARY	2,362.91	.0154697478	2,362.91	.0154697478	149.45	2,512.36
6100	* VCWPD ADMIN	371.19	.0024300441	371.19	.0024300441	23.48	394.67
6110	* VCWPD ZONE 1	3,710.27	.0242904909	3,710.27	.0242904909	234.66	3,944.93
7580	VENTURA PORT	1,537.31	.0100645793	1,537.31	.0100645793	97.23	1,634.54
8080	CITY SAN BUENAVENTURA	27,837.99	.1822600496	27,837.99	.1822600496	1,760.72	29,598.71
8604	CASITAS MUN WTR	3,722.66	.0243766627	3,722.66	.0243766627	235.49	3,958.15
TRA 05034	Totals:	152,745.56	1.0000000000	152,745.56	1.0000000000	9,660.49	162,406.05

*** Gross Assessed Valuation Information(Assessed valuations Minus Local Exemptions) ***

	Prior Year A/V	Transfers	Current Year AVI	A/V
Secured	15,014,727		15,979,456	
Unsecured	167,200		168,520	
State Assessed				
	15,181,927		966,049	16,147,976

Fund NO.	Description	Prior Year Allocation	Prior Year Factor	Adjusted Prior Year Allocation	Adjusted Prior Year Factor	Annual Tax Increment	Current Year Allocation
2014	UNIFIED SCH GEN VTA	1,747.06	.3599992139	1,747.06	.3599992139	18.08	1,765.14
2015	VTA COM COLLEGE GEN	277.97	.0572815343	277.97	.0572815343	2.88	280.85
2019	VTA COLLEGE CHILD CTR	1.44	.0002947591	1.44	.0002947591	.01	1.45
4001	COUNTY GENERAL FUND	883.50	.1820746458	883.50	.1820746458	9.15	892.65
4002	ERAF 92-93 SHIFT	265.72	.0547599875	265.72	.0547599875	2.75	268.47
4004	ERAF 93-94 SHIFT	500.12	.1030560142	500.12	.1030560142	5.17	505.29
4005	VENTURA CO OFFICE EDUC	68.78	.0141676919	68.78	.0141676919	.71	69.49
4401	* VENTURA CO LIBRARY	79.74	.0164306978	79.74	.0164306978	.82	80.56
6100	* VCWPD ADMIN	12.56	.0025824330	12.56	.0025824330	.13	12.69
6120	* VCWPD ZONE 2	123.44	.0254372898	123.44	.0254372898	1.28	124.72
7770	UNITED WTR CONS DIST	31.01	.0063842265	31.01	.0063842265	.32	31.33
8080	CITY SAN BUENAVENTURA	861.60	.1775315062	861.60	.1775315062	8.91	870.51
TRA 05035	Totals:	4,852.94	1.0000000000	4,852.94	1.0000000000	50.21	4,903.15

*** Gross Assessed Valuation Information(Assessed valuations Minus Local Exemptions) ***

	Prior Year	Transfers	Current Year	
Secured	A/V		AVI	A/V
Unsecured	485,194			490,215
State Assessed				
	485,194		5,021	490,215

Fund NO.	Description	Prior Year Allocation	Prior Year Factor	Adjusted Prior Year Allocation	Adjusted Prior Year Factor	Annual Tax Increment	Current Year Allocation
2014	UNIFIED SCH GEN VTA		.3331557855		.3331557855		
2015	VTA COM COLLEGE GEN		.0530107036		.0530107036		
2019	VTA COLLEGE CHILD CTR		.0002663217		.0002663217		
4001	COUNTY GENERAL FUND		.0239639025		.0239639025		
4002	ERAF 92-93 SHIFT		.0642399424		.0642399424		
4004	ERAF 93-94 SHIFT		.1064421947		.1064421947		
4005	VENTURA CO OFFICE EDUC		.0132863155		.0132863155		
4401	* VENTURA CO LIBRARY		.0152125280		.0152125280		
6100	* VCWPD ADMIN		.0023812232		.0023812232		
6110	* VCWPD ZONE 1		.0238729003		.0238729003		
7580	VENTURA PORT		.0098919495		.0098919495		
8080	CITY SAN BUENAVENTURA		.1589656088		.1589656088		
8604	CASITAS MUN WTR		.1953106243		.1953106243		
TRA 05036	Totals:		1.0000000000		1.0000000000		

Fund NO.	Description	Prior Year Allocation	Prior Year Factor	Adjusted Prior Year Allocation	Adjusted Prior Year Factor	Annual Tax Increment	Current Year Allocation
2014	UNIFIED SCH GEN VTA	4,890.50	.3134849640	4,890.50	.3134849640	49.83	4,940.33
2015	VTA COM COLLEGE GEN	778.17	.0498798976	778.17	.0498798976	7.93	786.10
2019	VTA COLLEGE CHILD CTR	3.98	.0002565985	3.98	.0002565985	.04	4.02
4001	COUNTY GENERAL FUND	2,473.33	.1585389827	4,056.57	.2600269997	41.33	4,097.90
	Negotiated Revenue:	1,583.24					
4002	ERAF 92-93 SHIFT	1,162.83	.0745337334	1,162.83	.0745337334	11.85	1,174.68
4004	ERAF 93-94 SHIFT	1,399.88	.0897333718	1,399.88	.0897333718	14.26	1,414.14
4005	VENTURA CO OFFICE EDUC	192.55	.0123427006	192.55	.0123427006	1.96	194.51
4401	* VENTURA CO LIBRARY	223.43	.0143211945	223.43	.0143211945	2.28	225.71
6100	* VCWPD ADMIN	35.04	.0022468555	35.04	.0022468555	.36	35.40
6120	* VCWPD ZONE 2	345.63	.0221548846	345.63	.0221548846	3.52	349.15
7560	MONTALVO CSD	1,583.24	.1014880170				
	Negotiated Revenue:	1,583.24-					
7770	UNITED WTR CONS DIST	100.07	.0064190659	100.07	.0064190659	1.02	101.09
8080	CITY SAN BUENAVENTURA	2,411.79	.1545997339	2,411.79	.1545997339	24.57	2,436.36
TRA 05037	Totals:	15,600.44	1.0000000000	15,600.44	1.0000000000	158.95	15,759.39

*** Gross Assessed Valuation Information(Assessed valuations Minus Local Exemptions) ***

	Prior Year A/V	Transfers	Current Year AVI	A/V
Secured	1,534,373			1,550,268
Unsecured				
State Assessed				
	1,534,373		15,895	1,550,268

Fund NO.	Description	Prior Year Allocation	Prior Year Factor	Adjusted Prior Year Allocation	Adjusted Prior Year Factor	Annual Tax Increment	Current Year Allocation
2014	UNIFIED SCH GEN VTA	1,591.30	.3387716656	1,591.30	.3387716656		1,591.30
2015	VTA COM COLLEGE GEN	253.10	.0538812969	253.10	.0538812969		253.10
2019	VTA COLLEGE CHILD CTR	1.09	.0002266671	1.09	.0002266671		1.09
4001	COUNTY GENERAL FUND	806.51	.1717242941	806.51	.1717242941		806.51
4002	ERAF 92-93 SHIFT	302.70	.0644685874	302.70	.0644685874		302.70
4004	ERAF 93-94 SHIFT	465.78	.0991585584	465.78	.0991585584		465.78
4005	VENTURA CO OFFICE EDUC	61.39	.0130638906	61.39	.0130638906		61.39
4401	* VENTURA CO LIBRARY	72.44	.0154226486	72.44	.0154226486		72.44
6100	* VCWPD ADMIN	11.35	.0024146749	11.35	.0024146749		11.35
6110	* VCWPD ZONE 1	114.00	.0242711231	114.00	.0242711231		114.00
7580	VENTURA PORT	47.16	.0100388356	47.16	.0100388356		47.16
8080	CITY SAN BUENAVENTURA	856.04	.1822183806	856.04	.1822183806		856.04
8604	CASITAS MUN WTR	114.39	.0243393771	114.39	.0243393771		114.39
TRA 05038	Totals:	4,697.25	1.0000000000	4,697.25	1.0000000000		4,697.25

*** Gross Assessed Valuation Information(Assessed valuations Minus Local Exemptions) ***

	Prior Year A/V	Transfers	Current Year AVI	A/V
Secured	445,000			445,000
Unsecured	22,000			22,000
State Assessed				
	467,000			467,000

Fund NO.	Description	Prior Year Allocation	Prior Year Factor	Adjusted Prior Year Allocation	Adjusted Prior Year Factor	Annual Tax Increment	Current Year Allocation
2014	UNIFIED SCH GEN VTA		.3380614657		.3380614657		
2015	VTA COM COLLEGE GEN		.0520094563		.0520094563		
4001	COUNTY GENERAL FUND		.2047130959		.2047130959		
4002	ERAF 92-93 SHIFT		.0636042403		.0636042403		
4004	ERAF 93-94 SHIFT		.1095406360		.1095406360		
4005	VENTURA CO OFFICE EDUC		.0035335689		.0035335689		
4401	* VENTURA CO LIBRARY		.0106007067		.0106007067		
6100	* VCWPD ADMIN		.0017667845		.0017667845		
6110	* VCWPD ZONE 1		.0247349823		.0247349823		
7580	VENTURA PORT		.0094562648		.0094562648		
8080	CITY SAN BUENAVENTURA		.1590106007		.1590106007		
8604	CASITAS MUN WTR		.0229681979		.0229681979		
TRA 05039 Totals:			1.0000000000		1.0000000000		

No Taxable Parcels Within TRA=05039

Fund NO.	Description	Prior Year Allocation	Prior Year Factor	Adjusted Prior Year Allocation	Adjusted Prior Year Factor	Annual Tax Increment	Current Year Allocation
2014	UNIFIED SCH GEN VTA	893,798.02	.3600469227	893,798.02	.3600469227	19,517.99	913,316.01
2015	VTA COM COLLEGE GEN	142,225.03	.0572922355	142,225.03	.0572922355	3,105.79	145,330.82
2019	VTA COLLEGE CHILD CTR	735.54	.0002963007	735.54	.0002963007	16.06	751.60
4001	COUNTY GENERAL FUND	451,943.98	.1820474717	451,943.98	.1820474717	9,868.70	461,812.68
4002	ERAF 92-93 SHIFT	135,973.37	.0547381333	135,973.37	.0547381333	2,967.33	138,940.70
4004	ERAF 93-94 SHIFT	255,716.45	.1030133276	255,716.45	.1030133276	5,584.31	261,300.76
4005	VENTURA CO OFFICE EDUC	35,750.86	.0144014626	35,750.86	.0144014626	780.70	36,531.56
4401	* VENTURA CO LIBRARY	40,787.03	.0164299458	40,787.03	.0164299458	890.66	41,677.69
6100	* VCWPD ADMIN	6,408.75	.0025816158	6,408.75	.0025816158	139.95	6,548.70
6120	* VCWPD ZONE 2	63,162.66	.0254436869	63,162.66	.0254436869	1,379.29	64,541.95
7770	UNITED WTR CONS DIST	15,834.58	.0063828438	15,834.58	.0063828438	346.01	16,180.59
8080	CITY SAN BUENAVENTURA	440,112.42	.1773260536	440,112.42	.1773260536	9,612.77	449,725.19
TRA 05040	Totals:	2,482,448.69	1.0000000000	2,482,448.69	1.0000000000	54,209.56	2,536,658.25

*** Gross Assessed Valuation Information(Assessed valuations Minus Local Exemptions) ***

	Prior Year	Current Year
Secured	248,003,232	253,421,088
Unsecured	21,600	24,700
State Assessed		
	248,024,832	253,445,788

Fund NO.	Description	Prior Year Allocation	Prior Year Factor	Adjusted Prior Year Allocation	Adjusted Prior Year Factor	Annual Tax Increment	Current Year Allocation
2014	UNIFIED SCH GEN VTA	492.37	.3078234595	492.37	.3078234595	4.64	497.01
2015	VTA COM COLLEGE GEN	78.38	.0489802525	78.38	.0489802525	.74	79.12
2019	VTA COLLEGE CHILDR CTR	.44	.0002589834	.44	.0002589834		.44
4001	COUNTY GENERAL FUND	252.81	.1581240344	397.06	.2482999600	3.76	400.82
	Negotiated Revenue:	144.25					
4002	ERAF 92-93 SHIFT	116.61	.0729205267	116.61	.0729205267	1.10	117.71
4004	ERAF 93-94 SHIFT	147.07	.0919295547	147.07	.0919295547	1.39	148.46
4005	VENTURA CO OFFICE EDUC	19.49	.0122003826	19.49	.0122003826	.18	19.67
4401	* VENTURA CO LIBRARY	22.51	.0140571664	22.51	.0140571664	.21	22.72
6100	* VCWPD ADMIN	3.50	.0022035046	3.50	.0022035046	.03	3.53
6120	* VCWPD ZONE 2	34.79	.0217393378	34.79	.0217393378	.33	35.12
7560	MONTALVO CSD	144.25	.0901759256				
	Negotiated Revenue:	144.25-					
7580	VENTURA PORT	1.45	.0008848602	1.45	.0008848602	.01	1.46
7770	UNITED WTR CONS DIST	10.09	.0062924341	10.09	.0062924341	.09	10.18
8080	CITY SAN BUENAVENTURA	275.79	.1724095775	275.79	.1724095775	2.60	278.39
TRA 05041	Totals:	1,599.55	1.0000000000	1,599.55	1.0000000000	15.08	1,614.63

*** Gross Assessed Valuation Information(Assessed valuations Minus Local Exemptions) ***

	Prior Year A/V	Transfers	Current Year AVI	A/V
Secured	145,812			147,320
Unsecured				
State Assessed				
	145,812		1,508	147,320

Fund NO.	Description	Prior Year Allocation	Prior Year Factor	Adjusted Prior Year Allocation	Adjusted Prior Year Factor	Annual Tax Increment	Current Year Allocation
2014	UNIFIED SCH GEN VTA	630.98	.2685602142	630.98	.2685602142	6.14	637.12
2015	VTA COM COLLEGE GEN	100.41	.0427341325	100.41	.0427341325	.98	101.39
2019	VTA COLLEGE CHILD CTR	.46	.0002129861	.46	.0002129861		.46
4001	COUNTY GENERAL FUND	370.17	.1574658589	370.17	.1574658589	3.62	373.79
4002	ERAF 92-93 SHIFT	198.32	.0844074538	198.32	.0844074538	1.93	200.25
4004	ERAF 93-94 SHIFT	237.11	.1009231420	237.11	.1009231420	2.31	239.42
4005	VENTURA CO OFFICE EDUC	25.10	.0106877760	25.10	.0106877760	.24	25.34
4401	* VENTURA CO LIBRARY	28.85	.0122850700	28.85	.0122850700	.28	29.13
6100	* VCWPD ADMIN	4.49	.0019227324	4.49	.0019227324	.04	4.53
6120	* VCWPD ZONE 2	44.58	.0189765331	44.58	.0189765331	.43	45.01
7081	SATICOY SANITATION	107.23	.0456320535	107.23	.0456320535	1.04	108.27
7580	VENTURA PORT	18.71	.0079717641	18.71	.0079717641	.18	18.89
7770	UNITED WTR CONS DIST	14.36	.0061190454	14.36	.0061190454	.14	14.50
8080	CITY SAN BUENAVENTURA	568.84	.2421012380	568.84	.2421012380	5.53	574.37
TRA 05042	Totals:	2,349.61	1.0000000000	2,349.61	1.0000000000	22.86	2,372.47

*** Gross Assessed Valuation Information(Assessed valuations Minus Local Exemptions) ***

	Prior Year A/V	Transfers	Current Year AVI	A/V
Secured	220,710			222,996
Unsecured				
State Assessed				
	220,710		2,286	222,996

Fund NO.	Description	Prior Year Allocation	Prior Year Factor	Adjusted Prior Year Allocation	Adjusted Prior Year Factor	Annual Tax Increment	Current Year Allocation
2014	UNIFIED SCH GEN VTA		.3090211132		.3090211132		
2015	VTA COM COLLEGE GEN		.0489443378		.0489443378		
2019	VTA COLLEGE CHILD CTR		.0009596928		.0009596928		
4001	COUNTY GENERAL FUND		.2269428956		.3266153336		
4002	ERAF 92-93 SHIFT		.0079550772		.0079550772		
4004	ERAF 93-94 SHIFT		.0921853065		.0921853065		
4005	VENTURA CO OFFICE EDUC		.0079550772		.0079550772		
4401	* VENTURA CO LIBRARY		.0135704258		.0135704258		
6100	* VCWPD ADMIN		.0014038372		.0014038372		
6120	* VCWPD ZONE 2		.0215255030		.0215255030		
7560	MONTALVO CSD		.0996724380				
7770	UNITED WTR CONS DIST		.0060832943		.0060832943		
8080	CITY SAN BUENAVENTURA		.1637810014		.1637810014		
TRA 05043 Totals:			1.0000000000		1.0000000000		

No Taxable Parcels Within TRA=05043

Fund NO.	Description	Prior Year Allocation	Prior Year Factor	Adjusted Prior Year Allocation	Adjusted Prior Year Factor	Annual Tax Increment	Current Year Allocation
2014	UNIFIED SCH GEN VTA	273,405.15	.3592072342	273,405.15	.3592072342	11,097.64	284,502.79
2015	VTA COM COLLEGE GEN	43,504.39	.0571573076	43,504.39	.0571573076	1,765.86	45,270.25
2019	VTA COLLEGE CHILD CTR	223.80	.0002940016	223.80	.0002940016	9.08	232.88
4001	COUNTY GENERAL FUND	138,395.16	.1818251644	138,395.16	.1818251644	5,617.46	144,012.62
4002	ERAF 92-93 SHIFT	42,037.69	.0552218575	42,037.69	.0552218575	1,706.07	43,743.76
4004	ERAF 93-94 SHIFT	78,394.27	.1029975639	78,394.27	.1029975639	3,182.09	81,576.36
4005	VENTURA CO OFFICE EDUC	10,773.14	.0141540605	10,773.14	.0141540605	437.29	11,210.43
4401	* VENTURA CO LIBRARY	12,478.20	.0163941595	12,478.20	.0163941595	506.49	12,984.69
6100	* VCWPD ADMIN	1,960.19	.0025753351	1,960.19	.0025753351	79.56	2,039.75
6120	* VCWPD ZONE 2	19,322.76	.0253867803	19,322.76	.0253867803	784.32	20,107.08
7580	VENTURA PORT	49.04	.0000644172	49.04	.0000644172	1.99	51.03
7770	UNITED WTR CONS DIST	5,166.30	.0067875408	5,166.30	.0067875408	209.70	5,376.00
8080	CITY SAN BUENAVENTURA	135,424.71	.1779345774	135,424.71	.1779345774	5,497.25	140,921.96
TRA 05044	Totals:	761,134.80	1.0000000000	761,134.80	1.0000000000	30,894.80	792,029.60

*** Gross Assessed Valuation Information(Assessed valuations Minus Local Exemptions) ***

	Prior Year A/V	Transfers	Current Year AVI	A/V
Secured	75,963,081			79,052,561
Unsecured	12,300			12,300
State Assessed				
	75,975,381		3,089,480	79,064,861

Fund NO.	Description	Prior Year Allocation	Prior Year Factor	Adjusted Prior Year Allocation	Adjusted Prior Year Factor	Annual Tax Increment	Current Year Allocation
2014	UNIFIED SCH GEN VTA	43,502.16	.3270742494	43,502.16	.3270742494	1,104.76	44,606.92
2015	VTA COM COLLEGE GEN	6,922.19	.0520449939	6,922.19	.0520449939	175.79	7,097.98
2019	VTA COLLEGE CHILD CTR	35.72	.0002684581	35.72	.0002684581	.91	36.63
4001	COUNTY GENERAL FUND	33,247.37	.2982350255	33,247.37	.2982350255	1,007.35	34,254.72
4002	ERAF 92-93 SHIFT	3,902.12		3,902.12			3,902.12
4004	ERAF 93-94 SHIFT	6,416.10		6,416.10			6,416.10
4005	VENTURA CO OFFICE EDUC	1,739.85	.0130810037	1,739.85	.0130810037	44.18	1,784.03
4401	* VENTURA CO LIBRARY	2,208.59	.0179900862	2,208.59	.0179900862	60.77	2,269.36
6100	* VCWPD ADMIN	339.97	.0027305915	339.97	.0027305915	9.22	349.19
6110	* VCWPD ZONE 1	3,434.99	.0277965517	3,434.99	.0277965517	93.89	3,528.88
7580	VENTURA PORT	1,292.23	.0097157200	1,292.23	.0097157200	32.82	1,325.05
8080	CITY SAN BUENAVENTURA	25,746.51	.2125767663	25,746.51	.2125767663	718.02	26,464.53
8604	CASITAS MUN WTR	4,216.08	.0384865537	4,216.08	.0384865537	130.00	4,346.08
TRA 05045	Totals:	133,003.88	1.0000000000	133,003.88	1.0000000000	3,377.71	136,381.59

*** Gross Assessed Valuation Information(Assessed valuations Minus Local Exemptions) ***

	Prior Year A/V	Transfers	Current Year AVI	A/V
Secured	11,967,928			12,091,899
Unsecured	1,197,000			1,410,800
State Assessed				
	13,164,928		337,771	13,502,699

Fund NO.	Description	Prior Year Allocation	Prior Year Factor	Adjusted Prior Year Allocation	Adjusted Prior Year Factor	Annual Tax Increment	Current Year Allocation
2014	UNIFIED SCH GEN VTA	67,215.99	.3523815332	67,215.99	.3523815332	5,781.42	72,997.41
2015	VTA COM COLLEGE GEN	10,690.81	.0560468378	10,690.81	.0560468378	919.54	11,610.35
2019	VTA COLLEGE CHILD CTR	52.32	.0002744404	52.32	.0002744404	4.50	56.82
4001	COUNTY GENERAL FUND	36,379.38	.1907247292	36,379.38	.1907247292	3,129.17	39,508.55
4002	ERAF 92-93 SHIFT	10,437.11	.0547359057	10,437.11	.0547359057	898.04	11,335.15
4004	ERAF 93-94 SHIFT	20,237.16	.1060920801	20,237.16	.1060920801	1,740.62	21,977.78
4005	VENTURA CO OFFICE EDUC	2,640.26	.0138416613	2,640.26	.0138416613	227.10	2,867.36
4401	* VENTURA CO LIBRARY	3,059.89	.0160416477	3,059.89	.0160416477	263.19	3,323.08
6100	* VCWPD ADMIN	479.63	.0025143752	479.63	.0025143752	41.25	520.88
6120	* VCWPD ZONE 2	4,747.32	.0248879043	4,747.32	.0248879043	408.33	5,155.65
7580	VENTURA PORT	872.49	.0045740074	872.49	.0045740074	75.04	947.53
7770	UNITED WTR CONS DIST	1,197.61	.0062754309	1,197.61	.0062754309	102.96	1,300.57
8080	CITY SAN BUENAVENTURA	32,737.76	.1716094468	32,737.76	.1716094468	2,815.55	35,553.31
TRA 05046	Totals:	190,747.73	1.0000000000	190,747.73	1.0000000000	16,406.71	207,154.44

*** Gross Assessed Valuation Information(Assessed valuations Minus Local Exemptions) ***

	Prior Year A/V	Transfers	Current Year AVI	A/V
Secured	18,948,918			20,565,319
Unsecured	50,930			75,200
State Assessed				
	18,999,848		1,640,671	20,640,519

Fund NO.	Description	Prior Year Allocation	Prior Year Factor	Adjusted Prior Year Allocation	Adjusted Prior Year Factor	Annual Tax Increment	Current Year Allocation
2014	UNIFIED SCH GEN VTA	654,478.80	.3600355128	654,478.80	.3600355128	19,514.80	673,993.60
2015	VTA COM COLLEGE GEN	104,142.74	.0572899881	104,142.74	.0572899881	3,105.26	107,248.00
2019	VTA COLLEGE CHILD CTR	538.14	.0002960300	538.14	.0002960300	16.05	554.19
4001	COUNTY GENERAL FUND	330,937.13	.1820467805	330,937.13	.1820467805	9,867.37	340,804.50
4002	ERAF 92-93 SHIFT	99,546.71	.0547391808	99,546.71	.0547391808	2,967.00	102,513.71
4004	ERAF 93-94 SHIFT	187,257.52	.1030145251	187,257.52	.1030145251	5,583.64	192,841.16
4005	VENTURA CO OFFICE EDUC	26,180.32	.0144020592	26,180.32	.0144020592	780.63	26,960.95
4401	* VENTURA CO LIBRARY	29,866.86	.0164299199	29,866.86	.0164299199	890.54	30,757.40
6100	* VCWPD ADMIN	4,693.50	.0025819407	4,693.50	.0025819407	139.95	4,833.45
6120	* VCWPD ZONE 2	46,252.76	.0254441147	46,252.76	.0254441147	1,379.13	47,631.89
7770	UNITED WTR CONS DIST	11,597.86	.0063827733	11,597.86	.0063827733	345.96	11,943.82
8080	CITY SAN BUENAVENTURA	322,324.97	.1773371749	322,324.97	.1773371749	9,612.11	331,937.08
TRA 05047	Totals:	1,817,817.31	1.0000000000	1,817,817.31	1.0000000000	54,202.44	1,872,019.75

*** Gross Assessed Valuation Information(Assessed valuations Minus Local Exemptions) ***

	Prior Year	Transfers	Current Year	AVI	A/V
Secured	180,252,172				185,699,316
Unsecured	101,700				74,800
State Assessed					
	180,353,872		5,420,244		185,774,116

Fund NO.	Description	Prior Year Allocation	Prior Year Factor	Adjusted Prior Year Allocation	Adjusted Prior Year Factor	Annual Tax Increment	Current Year Allocation
2014	UNIFIED SCH GEN VTA	203,510.45	.3600028730	203,510.45	.3600028730	8,307.36	211,817.81
2015	VTA COM COLLEGE GEN	32,383.20	.0572847746	32,383.20	.0572847746	1,321.89	33,705.09
2019	VTA COLLEGE CHILD CTR	167.41	.0002961481	167.41	.0002961481	6.83	174.24
4001	COUNTY GENERAL FUND	102,912.41	.1820484979	102,912.41	.1820484979	4,200.92	107,113.33
4002	ERAF 92-93 SHIFT	30,956.13	.0547606869	30,956.13	.0547606869	1,263.65	32,219.78
4004	ERAF 93-94 SHIFT	58,249.96	.1030420726	58,249.96	.1030420726	2,377.78	60,627.74
4005	VENTURA CO OFFICE EDUC	8,019.87	.0141868272	8,019.87	.0141868272	327.37	8,347.24
4401	* VENTURA CO LIBRARY	9,287.84	.0164298991	9,287.84	.0164298991	379.13	9,666.97
6100	* VCWPD ADMIN	1,459.52	.0025818221	1,459.52	.0025818221	59.58	1,519.10
6120	* VCWPD ZONE 2	14,383.50	.0254439431	14,383.50	.0254439431	587.14	14,970.64
7770	UNITED WTR CONS DIST	3,608.55	.0063833067	3,608.55	.0063833067	147.30	3,755.85
8080	CITY SAN BUENAVENTURA	100,363.55	.1775391487	100,363.55	.1775391487	4,096.86	104,460.41
TRA 05048	Totals:	565,302.39	1.0000000000	565,302.39	1.0000000000	23,075.81	588,378.20

*** Gross Assessed Valuation Information(Assessed valuations Minus Local Exemptions) ***

	Prior Year	Transfers	Current Year	AVI	A/V
Secured	56,196,536				58,491,217
Unsecured					12,900
State Assessed					
	56,196,536		2,307,581		58,504,117

Fund NO.	Description	Prior Year Allocation	Prior Year Factor	Adjusted Prior Year Allocation	Adjusted Prior Year Factor	Annual Tax Increment	Current Year Allocation
2014	UNIFIED SCH GEN VTA	469,587.97	.3600031980	469,587.97	.3600031980	11,200.89	480,788.86
2015	VTA COM COLLEGE GEN	74,721.89	.0572844993	74,721.89	.0572844993	1,782.31	76,504.20
2019	VTA COLLEGE CHILD CTR	385.69	.0002957071	385.69	.0002957071	9.20	394.89
4001	COUNTY GENERAL FUND	237,466.64	.1820483061	237,466.64	.1820483061	5,664.13	243,130.77
4002	ERAF 92-93 SHIFT	71,442.61	.0547607178	71,442.61	.0547607178	1,703.79	73,146.40
4004	ERAF 93-94 SHIFT	134,406.66	.1030419958	134,406.66	.1030419958	3,205.98	137,612.64
4005	VENTURA CO OFFICE EDUC	18,505.75	.0141871955	18,505.75	.0141871955	441.41	18,947.16
4401	* VENTURA CO LIBRARY	21,431.13	.0164298095	21,431.13	.0164298095	511.19	21,942.32
6100	* VCWPD ADMIN	3,367.86	.0025819210	3,367.86	.0025819210	80.33	3,448.19
6120	* VCWPD ZONE 2	33,189.00	.0254438783	33,189.00	.0254438783	791.64	33,980.64
7770	UNITED WTR CONS DIST	8,324.89	.0063833383	8,324.89	.0063833383	198.61	8,523.50
8080	CITY SAN BUENAVENTURA	231,569.35	.1775394333	231,569.35	.1775394333	5,523.84	237,093.19
TRA 05049	Totals:	1,304,399.44	1.0000000000	1,304,399.44	1.0000000000	31,113.32	1,335,512.76

*** Gross Assessed Valuation Information(Assessed valuations Minus Local Exemptions) ***

	Prior Year	Transfers	Current Year	AVI	A/V
Secured	120,477,580		124,041,022		
Unsecured	9,382,180		8,930,070		
State Assessed	5,227		5,227		
	129,864,987		132,976,319		

Fund NO.	Description	Prior Year Allocation	Prior Year Factor	Adjusted Prior Year Allocation	Adjusted Prior Year Factor	Annual Tax Increment	Current Year Allocation
2014	UNIFIED SCH GEN VTA	232,210.98	.3052496268	232,210.98	.3052496268	10,453.12-	221,757.86
2015	VTA COM COLLEGE GEN	36,958.32	.0485636785	36,958.32	.0485636785	1,663.04-	35,295.28
2019	VTA COLLEGE CHIL D CTR	192.18	.0002396592	192.18	.0002396592	8.21-	183.97
4001	COUNTY GENERAL FUND	75,495.62	.1657204371	140,332.31	.2645799183	9,060.40-	131,271.91
	Negotiated Revenue:	64,836.69					
4002	ERAF 92-93 SHIFT	44,051.02	.0741730258	44,051.02	.0741730258	2,540.02-	41,511.00
4004	ERAF 93-94 SHIFT	49,326.33	.0928531482	49,326.33	.0928531482	3,179.71-	46,146.62
4005	VENTURA CO OFFICE EDUC	9,177.24	.0120321116	9,177.24	.0120321116	412.03-	8,765.21
4401	* VENTURA CO LIBRARY	613.34	.0139346615	613.34	.0139346615	477.19-	136.15
6100	* VCWPD ADMIN	1,062.28	.0021803799	1,062.28	.0021803799	74.67-	987.61
6120	* VCWPD ZONE 2	10,476.72	.0215709507	10,476.72	.0215709507	738.69-	9,738.03
7560	MONTALVO CSD	64,836.69	.0988594812				
	Negotiated Revenue:	64,836.69-					
7580	VENTURA PORT	176.04	.0041613560	176.04	.0041613560	142.50-	33.54
7770	UNITED WTR CONS DIST	3,294.08	.0062964602	3,294.08	.0062964602	215.62-	3,078.46
8080	CITY SAN BUENAVENTURA	123,410.03	.1541650233	123,410.03	.1541650233	5,279.30-	118,130.73
TRA 05050	Totals:	651,280.87	1.0000000000	651,280.87	1.0000000000	34,244.50-	617,036.37

*** Gross Assessed Valuation Information(Assessed valuations Minus Local Exemptions) ***

	Prior Year A/V	Transfers	Current Year AVI	A/V
Secured	61,807,819		58,302,139	
Unsecured	3,272,350		3,353,580	
State Assessed				
	65,080,169		3,424,450-	61,655,719

Fund NO.	Description	Prior Year Allocation	Prior Year Factor	Adjusted Prior Year Allocation	Adjusted Prior Year Factor	Annual Tax Increment	Current Year Allocation
2014	UNIFIED SCH GEN VTA	2,517.96	.3599997335	2,517.96	.3599997335	1,775.82	4,293.78
2015	VTA COM COLLEGE GEN	400.67	.0572831314	400.67	.0572831314	282.57	683.24
2019	VTA COLLEGE CHILD CTR	2.05	.0002931105	2.05	.0002931105	1.45	3.50
4001	COUNTY GENERAL FUND	1,273.31	.1820582612	1,273.31	.1820582612	898.05	2,171.36
4002	ERAF 92-93 SHIFT	383.02	.0547588620	383.02	.0547588620	270.12	653.14
4004	ERAF 93-94 SHIFT	720.76	.1030512263	720.76	.1030512263	508.33	1,229.09
4005	VENTURA CO OFFICE EDUC	99.08	.0141685458	99.08	.0141685458	69.89	168.97
4401	* VENTURA CO LIBRARY	114.90	.0164257570	114.90	.0164257570	81.03	195.93
6100	* VCWPD ADMIN	18.05	.0025804819	18.05	.0025804819	12.73	30.78
6120	* VCWPD ZONE 2	177.97	.0254432802	177.97	.0254432802	125.51	303.48
7770	UNITED WTR CONS DIST	44.62	.0063813889	44.62	.0063813889	31.48	76.10
8080	CITY SAN BUENAVENTURA	1,241.87	.1775562213	1,241.87	.1775562213	875.85	2,117.72
TRA 05051	Totals:	6,994.26	1.0000000000	6,994.26	1.0000000000	4,932.83	11,927.09

*** Gross Assessed Valuation Information(Assessed valuations Minus Local Exemptions) ***

	Prior Year	Transfers	Current Year	
Secured	A/V		AVI	A/V
Unsecured	694,228			1,187,511
State Assessed				
	694,228		493,283	1,187,511

Fund NO.	Description	Prior Year Allocation	Prior Year Factor	Adjusted Prior Year Allocation	Adjusted Prior Year Factor	Annual Tax Increment	Current Year Allocation
2014	UNIFIED SCH GEN VTA	160,597.97	.3600031806	160,597.97	.3600031806	2,844.31	163,442.28
2015	VTA COM COLLEGE GEN	25,554.64	.0572843751	25,554.64	.0572843751	452.59	26,007.23
2019	VTA COLLEGE CHILD CTR	132.10	.0002961484	132.10	.0002961484	2.34	134.44
4001	COUNTY GENERAL FUND	81,202.43	.1820267802	81,202.43	.1820267802	1,438.14	82,640.57
4002	ERAF 92-93 SHIFT	24,428.87	.0547612400	24,428.87	.0547612400	432.66	24,861.53
4004	ERAF 93-94 SHIFT	45,964.55	.1030360644	45,964.55	.1030360644	814.07	46,778.62
4005	VENTURA CO OFFICE EDUC	6,329.02	.0141874090	6,329.02	.0141874090	112.09	6,441.11
4401	* VENTURA CO LIBRARY	7,329.29	.0164296264	7,329.29	.0164296264	129.81	7,459.10
6100	* VCWPD ADMIN	1,151.88	.0025820761	1,151.88	.0025820761	20.40	1,172.28
6120	* VCWPD ZONE 2	11,350.64	.0254440417	11,350.64	.0254440417	201.03	11,551.67
7770	UNITED WTR CONS DIST	2,847.66	.0063834067	2,847.66	.0063834067	50.43	2,898.09
8080	CITY SAN BUENAVENTURA	79,212.54	.1775656514	79,212.54	.1775656514	1,402.91	80,615.45
TRA 05052	Totals:	446,101.59	1.0000000000	446,101.59	1.0000000000	7,900.78	454,002.37

*** Gross Assessed Valuation Information(Assessed valuations Minus Local Exemptions) ***

	Prior Year	Transfers	Current Year	AVI	A/V
Secured	42,098,934				42,554,832
Unsecured	2,280,800				2,614,980
State Assessed					
	44,379,734		790,078		45,169,812

Fund NO.	Description	Prior Year Allocation	Prior Year Factor	Adjusted Prior Year Allocation	Adjusted Prior Year Factor	Annual Tax Increment	Current Year Allocation
2014	UNIFIED SCH GEN VTA		.3093525179		.3093525179		
2015	VTA COM COLLEGE GEN		.0431654676		.0431654676		
4001	COUNTY GENERAL FUND		.1518237942		.2488387196		
4002	ERAF 92-93 SHIFT		.0665901263		.0665901263		
4004	ERAF 93-94 SHIFT		.0845070423		.0845070423		
4005	VENTURA CO OFFICE EDUC		.0522388060		.0522388060		
4401	* VENTURA CO LIBRARY		.0140845070		.0140845070		
6100	* VCWPD ADMIN		.0070422535		.0070422535		
6120	* VCWPD ZONE 2		.0140845070		.0140845070		
7560	MONTALVO CSD		.0970149254				
7770	UNITED WTR CONS DIST		.0051664753		.0051664753		
8080	CITY SAN BUENAVENTURA		.1549295775		.1549295775		
TRA 05053	Totals:		1.0000000000		1.0000000000		

Fund NO.	Description	Prior Year Allocation	Prior Year Factor	Adjusted Prior Year Allocation	Adjusted Prior Year Factor	Annual Tax Increment	Current Year Allocation
2014	UNIFIED SCH GEN VTA	1,072.73	.3091805413	1,072.73	.3091805413	11.06	1,083.79
2015	VTA COM COLLEGE GEN	170.40	.0491117105	170.40	.0491117105	1.76	172.16
2019	VTA COLLEGE CHILD CTR	.63	.0001860292	.63	.0001860292	.01	.64
4001	COUNTY GENERAL FUND	544.20	.1568537250	891.57	.2569690754	9.18	900.75
	Negotiated Revenue:	347.37					
4002	ERAF 92-93 SHIFT	259.00	.0746407384	259.00	.0746407384	2.67	261.67
4004	ERAF 93-94 SHIFT	312.91	.0901768573	312.91	.0901768573	3.23	316.14
4005	VENTURA CO OFFICE EDUC	41.39	.0119301831	41.39	.0119301831	.43	41.82
4401	* VENTURA CO LIBRARY	48.77	.0140575794	48.77	.0140575794	.50	49.27
6100	* VCWPD ADMIN	7.48	.0021535581	7.48	.0021535581	.08	7.56
6120	* VCWPD ZONE 2	75.56	.0217798404	75.56	.0217798404	.78	76.34
7560	MONTALVO CSD	347.37	.1001153504				
	Negotiated Revenue:	347.37-					
7770	UNITED WTR CONS DIST	22.00	.0063462667	22.00	.0063462667	.23	22.23
8080	CITY SAN BUENAVENTURA	567.18	.1634676202	567.18	.1634676202	5.85	573.03
TRA 05054	Totals:	3,469.62	1.0000000000	3,469.62	1.0000000000	35.78	3,505.40

*** Gross Assessed Valuation Information(Assessed valuations Minus Local Exemptions) ***

	Prior Year A/V	Transfers	Current Year AVI	A/V
Secured	345,476			349,054
Unsecured				
State Assessed				
	345,476		3,578	349,054

Fund NO.	Description	Prior Year Allocation	Prior Year Factor	Adjusted Prior Year Allocation	Adjusted Prior Year Factor	Annual Tax Increment	Current Year Allocation
2014	UNIFIED SCH GEN VTA	3,836.24	.3091711803	3,836.24	.3091711803	38.45	3,874.69
2015	VTA COM COLLEGE GEN	610.28	.0491847212	610.28	.0491847212	6.12	616.40
2019	VTA COLLEGE CHILD CTR	3.15	.0002538930	3.15	.0002538930	.03	3.18
4001	COUNTY GENERAL FUND	1,940.92	.1564228191	3,183.16	.2565371210	31.89	3,215.05
	Negotiated Revenue:	1,242.24					
4002	ERAF 92-93 SHIFT	926.25	.0746589138	926.25	.0746589138	9.28	935.53
4004	ERAF 93-94 SHIFT	1,116.69	.0899968184	1,116.69	.0899968184	11.19	1,127.88
4005	VENTURA CO OFFICE EDUC	150.29	.0121112852	150.29	.0121112852	1.51	151.80
4401	* VENTURA CO LIBRARY	175.19	.0141192275	175.19	.0141192275	1.76	176.95
6100	* VCWPD ADMIN	27.50	.0022165045	27.50	.0022165045	.28	27.78
6120	* VCWPD ZONE 2	270.98	.0218400867	270.98	.0218400867	2.72	273.70
7560	MONTALVO CSD	1,242.24	.1001143019				
	Negotiated Revenue:	1,242.24-					
7770	UNITED WTR CONS DIST	79.00	.0063608404	79.00	.0063608404	.79	79.79
8080	CITY SAN BUENAVENTURA	2,029.37	.1635494080	2,029.37	.1635494080	20.34	2,049.71
TRA 05055	Totals:	12,408.10	1.0000000000	12,408.10	1.0000000000	124.36	12,532.46

*** Gross Assessed Valuation Information(Assessed valuations Minus Local Exemptions) ***

	Prior Year A/V	Transfers	Current Year AVI	A/V
Secured	1,200,557			1,212,993
Unsecured	33,200			33,200
State Assessed				
	1,233,757		12,436	1,246,193

Fund NO.	Description	Prior Year Allocation	Prior Year Factor	Adjusted Prior Year Allocation	Adjusted Prior Year Factor	Annual Tax Increment	Current Year Allocation
2014	UNIFIED SCH GEN VTA	127,787.70	.3590366244	127,787.70	.3590366244	3,699.15	131,486.85
2015	VTA COM COLLEGE GEN	20,333.48	.0571295540	20,333.48	.0571295540	588.61	20,922.09
2019	VTA COLLEGE CHILD CTR	104.93	.0002948042	104.93	.0002948042	3.04	107.97
4001	COUNTY GENERAL FUND	64,617.09	.1815503389	64,617.09	.1815503389	1,870.49	66,487.58
4002	ERAF 92-93 SHIFT	19,520.77	.0548461795	19,520.77	.0548461795	565.08	20,085.85
4004	ERAF 93-94 SHIFT	36,677.53	.1030505102	36,677.53	.1030505102	1,061.73	37,739.26
4005	VENTURA CO OFFICE EDUC	5,032.64	.0141398693	5,032.64	.0141398693	145.68	5,178.32
4401	* VENTURA CO LIBRARY	5,831.75	.0163850984	5,831.75	.0163850984	168.82	6,000.57
6100	* VCWPD ADMIN	916.35	.0025745762	916.35	.0025745762	26.53	942.88
6120	* VCWPD ZONE 2	9,031.74	.0253757973	9,031.74	.0253757973	261.45	9,293.19
7770	UNITED WTR CONS DIST	2,268.12	.0063726185	2,268.12	.0063726185	65.66	2,333.78
8080	CITY SAN BUENAVENTURA	63,796.24	.1792440291	63,796.24	.1792440291	1,846.75	65,642.99
TRA 05056	Totals:	355,918.34	1.0000000000	355,918.34	1.0000000000	10,302.99	366,221.33

*** Gross Assessed Valuation Information(Assessed valuations Minus Local Exemptions) ***

	Prior Year	Transfers	Current Year	AVI	A/V
Secured	35,493,898				36,524,197
Unsecured	17,600				17,600
State Assessed					
	35,511,498		1,030,299		36,541,797

Fund NO.	Description	Prior Year Allocation	Prior Year Factor	Adjusted Prior Year Allocation	Adjusted Prior Year Factor	Annual Tax Increment	Current Year Allocation
2014	UNIFIED SCH GEN VTA	1,054.87	.3388136368	1,054.87	.3388136368	10.84	1,065.71
2015	VTA COM COLLEGE GEN	167.84	.0539037129	167.84	.0539037129	1.72	169.56
2019	VTA COLLEGE CHILD CTR	.82	.0002654747	.82	.0002654747	.01	.83
4001	COUNTY GENERAL FUND	533.67	.1714160713	533.67	.1714160713	5.48	539.15
4002	ERAF 92-93 SHIFT	200.74	.0644737916	200.74	.0644737916	2.06	202.80
4004	ERAF 93-94 SHIFT	308.27	.0990197005	308.27	.0990197005	3.17	311.44
4005	VENTURA CO OFFICE EDUC	41.24	.0132448858	41.24	.0132448858	.42	41.66
4401	* VENTURA CO LIBRARY	48.17	.0154746084	48.17	.0154746084	.50	48.67
6100	* VCWPD ADMIN	7.54	.0024213075	7.54	.0024213075	.08	7.62
6110	* VCWPD ZONE 1	75.60	.0242841506	75.60	.0242841506	.78	76.38
7580	VENTURA PORT	31.34	.0100571697	31.34	.0100571697	.32	31.66
8080	CITY SAN BUENAVENTURA	567.43	.1822560489	567.43	.1822560489	5.83	573.26
8604	CASITAS MUN WTR	75.88	.0243694413	75.88	.0243694413	.78	76.66
TRA 05057	Totals:	3,113.41	1.0000000000	3,113.41	1.0000000000	31.99	3,145.40

*** Gross Assessed Valuation Information(Assessed valuations Minus Local Exemptions) ***

	Prior Year A/V	Transfers	Current Year AVI	A/V
Secured	309,009			312,208
Unsecured				
State Assessed				
	309,009		3,199	312,208

Fund NO.	Description	Prior Year Allocation	Prior Year Factor	Adjusted Prior Year Allocation	Adjusted Prior Year Factor	Annual Tax Increment	Current Year Allocation
2014	UNIFIED SCH GEN VTA	4,957.36	.3388231193	4,957.36	.3388231193	50.83	5,008.19
2015	VTA COM COLLEGE GEN	788.67	.0539019806	788.67	.0539019806	8.09	796.76
2019	VTA COLLEGE CHILD CTR	3.81	.0002614184	3.81	.0002614184	.04	3.85
4001	COUNTY GENERAL FUND	2,507.83	.1713692335	2,507.83	.1713692335	25.71	2,533.54
4002	ERAF 92-93 SHIFT	945.94	.0644658027	945.94	.0644658027	9.67	955.61
4004	ERAF 93-94 SHIFT	1,448.30	.0990026648	1,448.30	.0990026648	14.85	1,463.15
4005	VENTURA CO OFFICE EDUC	194.35	.0132846099	194.35	.0132846099	1.99	196.34
4401	* VENTURA CO LIBRARY	226.33	.0154692488	226.33	.0154692488	2.32	228.65
6100	* VCWPD ADMIN	35.51	.0024275728	35.51	.0024275728	.36	35.87
6110	* VCWPD ZONE 1	355.35	.0242880351	355.35	.0242880351	3.64	358.99
7580	VENTURA PORT	147.15	.0100583834	147.15	.0100583834	1.51	148.66
8080	CITY SAN BUENAVENTURA	2,664.83	.1822675925	2,664.83	.1822675925	27.34	2,692.17
8604	CASITAS MUN WTR	355.72	.0243803382	355.72	.0243803382	3.66	359.38
TRA 05058	Totals:	14,631.15	1.0000000000	14,631.15	1.0000000000	150.01	14,781.16

*** Gross Assessed Valuation Information(Assessed valuations Minus Local Exemptions) ***

	Prior Year A/V	Transfers	Current Year AVI	A/V
Secured	1,448,886			1,463,887
Unsecured				
State Assessed				
	1,448,886		15,001	1,463,887

Fund NO.	Description	Prior Year Allocation	Prior Year Factor	Adjusted Prior Year Allocation	Adjusted Prior Year Factor	Annual Tax Increment	Current Year Allocation
2014	UNIFIED SCH GEN VTA	5,805.75	.3388136764	5,805.75	.3388136764	525.86	6,331.61
2015	VTA COM COLLEGE GEN	923.84	.0539133816	923.84	.0539133816	83.68	1,007.52
2019	VTA COLLEGE CHILD CTR	4.70	.0002743065	4.70	.0002743065	.43	5.13
4001	COUNTY GENERAL FUND	2,936.23	.1713542844	2,936.23	.1713542844	265.93	3,202.16
4002	ERAF 92-93 SHIFT	1,104.58	.0644599759	1,104.58	.0644599759	100.05	1,204.63
4004	ERAF 93-94 SHIFT	1,696.40	.0989992033	1,696.40	.0989992033	153.65	1,850.05
4005	VENTURA CO OFFICE EDUC	228.21	.0133165704	228.21	.0133165704	20.67	248.88
4401	* VENTURA CO LIBRARY	265.15	.0154750050	265.15	.0154750050	24.02	289.17
6100	* VCWPD ADMIN	41.60	.0024260375	41.60	.0024260375	3.77	45.37
6110	* VCWPD ZONE 1	416.18	.0242871688	416.18	.0242871688	37.69	453.87
7580	VENTURA PORT	172.45	.0100625349	172.45	.0100625349	15.62	188.07
8080	CITY SAN BUENAVENTURA	3,122.85	.1822454342	3,122.85	.1822454342	282.85	3,405.70
8604	CASITAS MUN WTR	417.63	.0243724211	417.63	.0243724211	37.83	455.46
TRA 05059	Totals:	17,135.57	1.0000000000	17,135.57	1.0000000000	1,552.05	18,687.62

*** Gross Assessed Valuation Information(Assessed valuations Minus Local Exemptions) ***

	Prior Year A/V	Transfers	Current Year AVI	A/V
Secured	1,710,514			1,865,719
Unsecured				
State Assessed				
	1,710,514		155,205	1,865,719

Fund NO.	Description	Prior Year Allocation	Prior Year Factor	Adjusted Prior Year Allocation	Adjusted Prior Year Factor	Annual Tax Increment	Current Year Allocation
2014	UNIFIED SCH GEN VTA	4,139.41	.3388124458	4,139.41	.3388124458	42.57	4,181.98
2015	VTA COM COLLEGE GEN	658.68	.0539127663	658.68	.0539127663	6.77	665.45
2019	VTA COLLEGE CHILD CTR	3.38	.0002762578	3.38	.0002762578	.03	3.41
4001	COUNTY GENERAL FUND	2,093.14	.1713276770	2,093.14	.1713276770	21.55	2,114.69
4002	ERAF 92-93 SHIFT	787.31	.0644628037	787.31	.0644628037	8.10	795.41
4004	ERAF 93-94 SHIFT	1,209.42	.0989880639	1,209.42	.0989880639	12.44	1,221.86
4005	VENTURA CO OFFICE EDUC	162.87	.0133287149	162.87	.0133287149	1.67	164.54
4401	* VENTURA CO LIBRARY	189.01	.0154706404	189.01	.0154706404	1.94	190.95
6100	* VCWPD ADMIN	29.69	.0024297517	29.69	.0024297517	.31	30.00
6110	* VCWPD ZONE 1	296.74	.0242886884	296.74	.0242886884	3.05	299.79
7580	VENTURA PORT	122.92	.0100639289	122.92	.0100639289	1.26	124.18
8080	CITY SAN BUENAVENTURA	2,226.97	.1822630482	2,226.97	.1822630482	22.90	2,249.87
8604	CASITAS MUN WTR	297.90	.0243752130	297.90	.0243752130	3.06	300.96
TRA 05060	Totals:	12,217.44	1.0000000000	12,217.44	1.0000000000	125.65	12,343.09

*** Gross Assessed Valuation Information(Assessed valuations Minus Local Exemptions) ***

	Prior Year A/V	Transfers	Current Year AVI	A/V
Secured	1,213,830			1,226,395
Unsecured				
State Assessed				
	1,213,830		12,565	1,226,395

Fund NO.	Description	Prior Year Allocation	Prior Year Factor	Adjusted Prior Year Allocation	Adjusted Prior Year Factor	Annual Tax Increment	Current Year Allocation
2014	UNIFIED SCH GEN VTA	1,421.57	.3599827139	1,421.57	.3599827139	14.73	1,436.30
2015	VTA COM COLLEGE GEN	225.61	.0571305099	225.61	.0571305099	2.34	227.95
2019	VTA COLLEGE CHILD CTR	.67	.0001728608	.67	.0001728608	.01	.68
4001	COUNTY GENERAL FUND	1,357.93	.3438640538	1,357.93	.3438640538	14.06	1,371.99
4002	ERAF 92-93 SHIFT	216.23	.0547555663	216.23	.0547555663	2.24	218.47
4004	ERAF 93-94 SHIFT	408.31	.1033950617	408.31	.1033950617	4.23	412.54
4005	VENTURA CO OFFICE EDUC	53.58	.0135696041	53.58	.0135696041	.56	54.14
4401	* VENTURA CO LIBRARY	64.84	.0164165602	64.84	.0164165602	.67	65.51
6100	* VCWPD ADMIN	9.97	.0025276713	9.97	.0025276713	.10	10.07
6120	* VCWPD ZONE 2	100.33	.0254097488	100.33	.0254097488	1.04	101.37
7770	UNITED WTR CONS DIST	25.12	.0063590890	25.12	.0063590890	.26	25.38
8080	CITY SAN BUENAVENTURA	64.84	.0164165602	64.84	.0164165602	.67	65.51
TRA 05061	Totals:	3,949.00	1.0000000000	3,949.00	1.0000000000	40.91	3,989.91

*** Gross Assessed Valuation Information(Assessed valuations Minus Local Exemptions) ***

	Prior Year	Transfers	Current Year	
Secured	A/V		AVI	A/V
Unsecured	394,900			398,991
State Assessed				
	394,900		4,091	398,991

Fund NO.	Description	Prior Year Allocation	Prior Year Factor	Adjusted Prior Year Allocation	Adjusted Prior Year Factor	Annual Tax Increment	Current Year Allocation
2014	UNIFIED SCH GEN VTA	10,029.88	.3506454287	10,029.88	.3506454287	178.37	10,208.25
2015	VTA COM COLLEGE GEN	1,595.97	.0557949583	1,595.97	.0557949583	28.38	1,624.35
2019	VTA COLLEGE CHILD CTR	8.22	.0002876028	8.22	.0002876028	.15	8.37
4001	COUNTY GENERAL FUND	5,071.89	.1773157848	5,071.89	.1773157848	90.21	5,162.10
4002	ERAF 92-93 SHIFT	1,563.95	.0546756835	1,563.95	.0546756835	27.81	1,591.76
4004	ERAF 93-94 SHIFT	2,918.37	.1020264154	2,918.37	.1020264154	51.90	2,970.27
4005	VENTURA CO OFFICE EDUC	394.83	.0138031825	394.83	.0138031825	7.02	401.85
4401	* VENTURA CO LIBRARY	457.76	.0160030102	457.76	.0160030102	8.14	465.90
6100	* VCWPD ADMIN	71.85	.0025121132	71.85	.0025121132	1.28	73.13
6120	* VCWPD ZONE 2	708.91	.0247824836	708.91	.0247824836	12.61	721.52
7580	VENTURA PORT	297.95	.0104160175	297.95	.0104160175	5.30	303.25
7770	UNITED WTR CONS DIST	178.92	.0062559304	178.92	.0062559304	3.18	182.10
8080	CITY SAN BUENAVENTURA	5,305.53	.1854813891	5,305.53	.1854813891	94.35	5,399.88
TRA 05062	Totals:	28,604.03	1.0000000000	28,604.03	1.0000000000	508.70	29,112.73

*** Gross Assessed Valuation Information(Assessed valuations Minus Local Exemptions) ***

	Prior Year A/V	Transfers	Current Year AVI	A/V
Secured	2,621,808			2,648,968
Unsecured	222,800			246,510
State Assessed				
	2,844,608		50,870	2,895,478

Fund NO.	Description	Prior Year Allocation	Prior Year Factor	Adjusted Prior Year Allocation	Adjusted Prior Year Factor	Annual Tax Increment	Current Year Allocation
2014	UNIFIED SCH GEN VTA	5,455.13	.3506467143	5,455.13	.3506467143	98.31	5,553.44
2015	VTA COM COLLEGE GEN	867.98	.0557932352	867.98	.0557932352	15.64	883.62
2019	VTA COLLEGE CHILD CTR	4.49	.0002872583	4.49	.0002872583	.08	4.57
4001	COUNTY GENERAL FUND	2,758.67	.1773163170	2,758.67	.1773163170	49.72	2,808.39
4002	ERAF 92-93 SHIFT	850.85	.0546753873	850.85	.0546753873	15.33	866.18
4004	ERAF 93-94 SHIFT	1,587.21	.1020273704	1,587.21	.1020273704	28.61	1,615.82
4005	VENTURA CO OFFICE EDUC	214.68	.0137996526	214.68	.0137996526	3.87	218.55
4401	* VENTURA CO LIBRARY	248.92	.0160006024	248.92	.0160006024	4.49	253.41
6100	* VCWPD ADMIN	39.09	.0025133368	39.09	.0025133368	.70	39.79
6120	* VCWPD ZONE 2	385.53	.0247823402	385.53	.0247823402	6.95	392.48
7580	VENTURA PORT	162.00	.0104140733	162.00	.0104140733	2.92	164.92
7770	UNITED WTR CONS DIST	97.30	.0062570777	97.30	.0062570777	1.75	99.05
8080	CITY SAN BUENAVENTURA	2,885.41	.1854866345	2,885.41	.1854866345	52.01	2,937.42
TRA 05063	Totals:	15,557.26	1.0000000000	15,557.26	1.0000000000	280.38	15,837.64

*** Gross Assessed Valuation Information(Assessed valuations Minus Local Exemptions) ***

	Prior Year A/V	Transfers	Current Year AVI	A/V
Secured	1,538,512			1,554,450
Unsecured				12,100
State Assessed				
	1,538,512		28,038	1,566,550

Fund NO.	Description	Prior Year Allocation	Prior Year Factor	Adjusted Prior Year Allocation	Adjusted Prior Year Factor	Annual Tax Increment	Current Year Allocation
2014	UNIFIED SCH GEN VTA	102,504.38	.3600031985	102,504.38	.3600031985	4,389.88	106,894.26
2015	VTA COM COLLEGE GEN	16,310.49	.0572837465	16,310.49	.0572837465	698.52	17,009.01
2019	VTA COLLEGE CHILD CTR	84.26	.0002958678	84.26	.0002958678	3.61	87.87
4001	COUNTY GENERAL FUND	51,829.39	.1820284389	51,829.39	.1820284389	2,219.65	54,049.04
4002	ERAF 92-93 SHIFT	15,592.17	.0547610298	15,592.17	.0547610298	667.76	16,259.93
4004	ERAF 93-94 SHIFT	29,337.91	.1030369021	29,337.91	.1030369021	1,256.43	30,594.34
4005	VENTURA CO OFFICE EDUC	4,039.13	.0141858552	4,039.13	.0141858552	172.98	4,212.11
4401	* VENTURA CO LIBRARY	4,678.24	.0164302946	4,678.24	.0164302946	200.35	4,878.59
6100	* VCWPD ADMIN	735.02	.0025815032	735.02	.0025815032	31.48	766.50
6120	* VCWPD ZONE 2	7,244.78	.0254442731	7,244.78	.0254442731	310.27	7,555.05
7770	UNITED WTR CONS DIST	1,817.48	.0063831504	1,817.48	.0063831504	77.84	1,895.32
8080	CITY SAN BUENAVENTURA	50,558.68	.1775657399	50,558.68	.1775657399	2,165.24	52,723.92
TRA 05064	Totals:	284,731.93	1.0000000000	284,731.93	1.0000000000	12,194.01	296,925.94

*** Gross Assessed Valuation Information(Assessed valuations Minus Local Exemptions) ***

	Prior Year	Transfers	Current Year	AVI	A/V
Secured	28,339,694				29,509,951
Unsecured	17,856				67,000
State Assessed					
	28,357,550		1,219,401		29,576,951

Fund NO.	Description	Prior Year Allocation	Prior Year Factor	Adjusted Prior Year Allocation	Adjusted Prior Year Factor	Annual Tax Increment	Current Year Allocation
2014	UNIFIED SCH GEN VTA		.3131449080		.3131449080		
2015	VTA COM COLLEGE GEN		.0497981157		.0497981157		
2019	VTA COLLEGE CHILD CTR		.0004486316		.0004486316		
4001	COUNTY GENERAL FUND		.3048753561		.4059740543		
4002	ERAF 92-93 SHIFT		.0743237005		.0743237005		
4004	ERAF 93-94 SHIFT		.0907580094		.0907580094		
4005	VENTURA CO OFFICE EDUC		.0105253439		.0105253439		
4401	* VENTURA CO LIBRARY		.0142184471		.0142184471		
6100	* VCWPD ADMIN		.0019388791		.0019388791		
6120	* VCWPD ZONE 2		.0219739636		.0219739636		
7560	MONTALVO CSD		.1010986982				
7770	UNITED WTR CONS DIST		.0063706029		.0063706029		
8080	CITY SAN BUENAVENTURA		.0105253439		.0105253439		
TRA 05065 Totals:			1.0000000000		1.0000000000		

No Taxable Parcels Within TRA=05065

Fund NO.	Description	Prior Year Allocation	Prior Year Factor	Adjusted Prior Year Allocation	Adjusted Prior Year Factor	Annual Tax Increment	Current Year Allocation
2014	UNIFIED SCH GEN VTA		.3086614173		.3086614173		
2015	VTA COM COLLEGE GEN		.0488188976		.0488188976		
2019	VTA COLLEGE CHILD CTR		.0007874015		.0007874015		
4001	COUNTY GENERAL FUND		.1607809050		.2603388928		
4002	ERAF 92-93 SHIFT		.0743001473		.0743001473		
4004	ERAF 93-94 SHIFT		.0921911177		.0921911177		
4005	VENTURA CO OFFICE EDUC		.0079983161		.0079983161		
4401	* VENTURA CO LIBRARY		.0138918123		.0138918123		
6100	* VCWPD ADMIN		.0018943380		.0018943380		
6120	* VCWPD ZONE 2		.0216796464		.0216796464		
7560	MONTALVO CSD		.0995579878				
7770	UNITED WTR CONS DIST		.0063144601		.0063144601		
8080	CITY SAN BUENAVENTURA		.1631235529		.1631235529		
TRA 05066	Totals:		1.0000000000		1.0000000000		

No Taxable Parcels Within TRA=05066

Fund NO.	Description	Prior Year Allocation	Prior Year Factor	Adjusted Prior Year Allocation	Adjusted Prior Year Factor	Annual Tax Increment	Current Year Allocation
2014	UNIFIED SCH GEN VTA	1,392.58	.3388095002	1,392.58	.3388095002	14.37	1,406.95
2015	VTA COM COLLEGE GEN	221.48	.0538741520	221.48	.0538741520	2.28	223.76
2019	VTA COLLEGE CHILD CTR	.95	.0002407625	.95	.0002407625	.01	.96
4001	COUNTY GENERAL FUND	704.99	.1715267941	704.99	.1715267941	7.27	712.26
4002	ERAF 92-93 SHIFT	265.05	.0644957563	265.05	.0644957563	2.74	267.79
4004	ERAF 93-94 SHIFT	407.20	.0990654711	407.20	.0990654711	4.20	411.40
4005	VENTURA CO OFFICE EDUC	53.98	.0131320918	53.98	.0131320918	.56	54.54
4401	* VENTURA CO LIBRARY	63.59	.0154717951	63.59	.0154717951	.66	64.25
6100	* VCWPD ADMIN	9.95	.0024173168	9.95	.0024173168	.10	10.05
6110	* VCWPD ZONE 1	99.80	.0242830458	99.80	.0242830458	1.03	100.83
7580	VENTURA PORT	41.37	.0100695379	41.37	.0100695379	.43	41.80
8080	CITY SAN BUENAVENTURA	749.13	.1822483221	749.13	.1822483221	7.73	756.86
8604	CASITAS MUN WTR	100.15	.0243654543	100.15	.0243654543	1.03	101.18
TRA 05067	Totals:	4,110.22	1.0000000000	4,110.22	1.0000000000	42.41	4,152.63

*** Gross Assessed Valuation Information(Assessed valuations Minus Local Exemptions) ***

	Prior Year A/V	Transfers	Current Year AVI	A/V
Secured	409,656			413,897
Unsecured				
State Assessed				
	409,656		4,241	413,897

Fund NO.	Description	Prior Year Allocation	Prior Year Factor	Adjusted Prior Year Allocation	Adjusted Prior Year Factor	Annual Tax Increment	Current Year Allocation
2014	UNIFIED SCH GEN VTA	47,082.45	.3600010079	47,082.45	.3600010079	484.05	47,566.50
2015	VTA COM COLLEGE GEN	7,491.71	.0572830049	7,491.71	.0572830049	77.02	7,568.73
2019	VTA COLLEGE CHILD CTR	38.46	.0002939743	38.46	.0002939743	.40	38.86
4001	COUNTY GENERAL FUND	23,804.94	.1820369429	23,804.94	.1820369429	244.76	24,049.70
4002	ERAF 92-93 SHIFT	7,150.12	.0547619048	7,150.12	.0547619048	73.63	7,223.75
4004	ERAF 93-94 SHIFT	13,477.25	.1030404458	13,477.25	.1030404458	138.55	13,615.80
4005	VENTURA CO OFFICE EDUC	1,855.02	.0141838051	1,855.02	.0141838051	19.07	1,874.09
4401	* VENTURA CO LIBRARY	2,148.65	.0164296800	2,148.65	.0164296800	22.09	2,170.74
6100	* VCWPD ADMIN	337.38	.0025795426	337.38	.0025795426	3.47	340.85
6120	* VCWPD ZONE 2	3,327.59	.0254434572	3,327.59	.0254434572	34.21	3,361.80
7770	UNITED WTR CONS DIST	836.20	.0063830128	836.20	.0063830128	8.58	844.78
8080	CITY SAN BUENAVENTURA	23,234.54	.1775632217	23,234.54	.1775632217	238.75	23,473.29
TRA 05068	Totals:	130,784.31	1.0000000000	130,784.31	1.0000000000	1,344.58	132,128.89

*** Gross Assessed Valuation Information(Assessed valuations Minus Local Exemptions) ***

	Prior Year	Transfers	Current Year	AVI	A/V
Secured	12,978,858				13,113,316
Unsecured	75,400				75,400
State Assessed					
	13,054,258		134,458		13,188,716

Fund NO.	Description	Prior Year Allocation	Prior Year Factor	Adjusted Prior Year Allocation	Adjusted Prior Year Factor	Annual Tax Increment	Current Year Allocation
2014	UNIFIED SCH GEN VTA	3,990.62	.3600035239	3,990.62	.3600035239	40.41	4,031.03
2015	VTA COM COLLEGE GEN	634.97	.0572812968	634.97	.0572812968	6.43	641.40
2019	VTA COLLEGE CHILD CTR	3.24	.0002936598	3.24	.0002936598	.03	3.27
4001	COUNTY GENERAL FUND	2,018.15	.1820603862	2,018.15	.1820603862	20.42	2,038.57
4002	ERAF 92-93 SHIFT	606.92	.0547595434	606.92	.0547595434	6.15	613.07
4004	ERAF 93-94 SHIFT	1,142.29	.1030492376	1,142.29	.1030492376	11.57	1,153.86
4005	VENTURA CO OFFICE EDUC	157.05	.0141679079	157.05	.0141679079	1.59	158.64
4401	* VENTURA CO LIBRARY	182.22	.0164367547	182.22	.0164367547	1.84	184.06
6100	* VCWPD ADMIN	28.47	.0025685766	28.47	.0025685766	.29	28.76
6120	* VCWPD ZONE 2	282.03	.0254403394	282.03	.0254403394	2.86	284.89
7770	UNITED WTR CONS DIST	70.74	.0063805124	70.74	.0063805124	.72	71.46
8080	CITY SAN BUENAVENTURA	1,968.24	.1775582613	1,968.24	.1775582613	19.93	1,988.17
TRA 05069	Totals:	11,084.94	1.0000000000	11,084.94	1.0000000000	112.24	11,197.18

*** Gross Assessed Valuation Information(Assessed valuations Minus Local Exemptions) ***

	Prior Year	Current Year
Secured	1,084,199	1,095,423
Unsecured		
State Assessed		
	1,084,199	11,224
		1,095,423

Fund NO.	Description	Prior Year Allocation	Prior Year Factor	Adjusted Prior Year Allocation	Adjusted Prior Year Factor	Annual Tax Increment	Current Year Allocation
2014	UNIFIED SCH GEN VTA		.3433021806		.3433021806		
2015	VTA COM COLLEGE GEN		.0545171339		.0545171339		
2019	VTA COLLEGE CHILD CTR		.0003115264		.0003115264		
4001	COUNTY GENERAL FUND		.0016618197		.0016618197		
4002	ERAF 92-93 SHIFT		.0515164105		.0515164105		
4004	ERAF 93-94 SHIFT		.1113419194		.1113419194		
4005	VENTURA CO OFFICE EDUC		.0120481928		.0120481928		
4401	* VENTURA CO LIBRARY		.0153718322		.0153718322		
6100	* VCWPD ADMIN		.0020772746		.0020772746		
6120	* VCWPD ZONE 2		.0240963855		.0240963855		
7770	UNITED WTR CONS DIST		.1972160639		.1972160639		
8080	CITY SAN BUENAVENTURA		.1865392605		.1865392605		
TRA 05070 Totals:			1.0000000000		1.0000000000		

No Taxable Parcels Within TRA=05070

Fund NO.	Description	Prior Year Allocation	Prior Year Factor	Adjusted Prior Year Allocation	Adjusted Prior Year Factor	Annual Tax Increment	Current Year Allocation
2014	UNIFIED SCH GEN VTA	69,424.52	.3529463929	69,424.52	.3529463929	1,775.42	71,199.94
2015	VTA COM COLLEGE GEN	11,046.97	.0561615541	11,046.97	.0561615541	282.51	11,329.48
2019	VTA COLLEGE CHILD CTR	57.08	.0002902607	57.08	.0002902607	1.46	58.54
4001	COUNTY GENERAL FUND	37,581.52	.1910600228	37,581.52	.1910600228	961.11	38,542.63
4002	ERAF 92-93 SHIFT	10,836.84	.0550940708	10,836.84	.0550940708	277.14	11,113.98
4004	ERAF 93-94 SHIFT	20,961.01	.1065633698	20,961.01	.1065633698	536.04	21,497.05
4005	VENTURA CO OFFICE EDUC	2,735.81	.0139086967	2,735.81	.0139086967	69.96	2,805.77
4401	* VENTURA CO LIBRARY	3,168.58	.0161086688	3,168.58	.0161086688	81.03	3,249.61
6100	* VCWPD ADMIN	497.92	.0025313280	497.92	.0025313280	12.73	510.65
6120	* VCWPD ZONE 2	4,906.72	.0249452340	4,906.72	.0249452340	125.48	5,032.20
7770	UNITED WTR CONS DIST	1,239.71	.0063024483	1,239.71	.0063024483	31.70	1,271.41
8080	CITY SAN BUENAVENTURA	34,243.23	.1740879531	34,243.23	.1740879531	875.71	35,118.94
TRA 05071	Totals:	196,699.91	1.0000000000	196,699.91	1.0000000000	5,030.29	201,730.20

*** Gross Assessed Valuation Information(Assessed valuations Minus Local Exemptions) ***

	Prior Year	Transfers	Current Year	AVI	A/V
Secured	19,106,081				19,609,110
Unsecured					
State Assessed					
	19,106,081		503,029		19,609,110

Fund NO.	Description	Prior Year Allocation	Prior Year Factor	Adjusted Prior Year Allocation	Adjusted Prior Year Factor	Annual Tax Increment	Current Year Allocation
2014	UNIFIED SCH GEN VTA	20,210.86	.3529463251	20,210.86	.3529463251	313.67-	19,897.19
2015	VTA COM COLLEGE GEN	3,215.96	.0561606306	3,215.96	.0561606306	49.91-	3,166.05
2019	VTA COLLEGE CHILD CTR	16.63	.0002902998	16.63	.0002902998	.26-	16.37
4001	COUNTY GENERAL FUND	10,940.97	.1910650504	10,940.97	.1910650504	169.80-	10,771.17
4002	ERAF 92-93 SHIFT	3,154.60	.0550946353	3,154.60	.0550946353	48.96-	3,105.64
4004	ERAF 93-94 SHIFT	6,102.38	.1065659961	6,102.38	.1065659961	94.71-	6,007.67
4005	VENTURA CO OFFICE EDUC	796.26	.0139052896	796.26	.0139052896	12.36-	783.90
4401	* VENTURA CO LIBRARY	922.40	.0161081637	922.40	.0161081637	14.32-	908.08
6100	* VCWPD ADMIN	144.94	.0025306218	144.94	.0025306218	2.25-	142.69
6120	* VCWPD ZONE 2	1,428.40	.0249447010	1,428.40	.0249447010	22.17-	1,406.23
7770	UNITED WTR CONS DIST	360.94	.0063022665	360.94	.0063022665	5.60-	355.34
8080	CITY SAN BUENAVENTURA	9,969.05	.1740860201	9,969.05	.1740860201	154.71-	9,814.34
TRA 05072	Totals:	57,263.39	1.0000000000	57,263.39	1.0000000000	888.72-	56,374.67

*** Gross Assessed Valuation Information(Assessed valuations Minus Local Exemptions) ***

	Prior Year	Transfers	Current Year	AVI	A/V
Secured	5,569,365				5,480,493
Unsecured					
State Assessed					
	5,569,365		88,872-		5,480,493

Fund NO.	Description	Prior Year Allocation	Prior Year Factor	Adjusted Prior Year Allocation	Adjusted Prior Year Factor	Annual Tax Increment	Current Year Allocation
2014	UNIFIED SCH GEN VTA	22,665.66	.3529467565	22,665.66	.3529467565	1,494.89	24,160.55
2015	VTA COM COLLEGE GEN	3,606.57	.0561613454	3,606.57	.0561613454	237.87	3,844.44
2019	VTA COLLEGE CHILD CTR	18.59	.0002893862	18.59	.0002893862	1.23	19.82
4001	COUNTY GENERAL FUND	12,270.04	.1910647244	12,270.04	.1910647244	809.24	13,079.28
4002	ERAF 92-93 SHIFT	3,538.89	.0550944618	3,538.89	.0550944618	233.35	3,772.24
4004	ERAF 93-94 SHIFT	6,843.37	.1065651254	6,843.37	.1065651254	451.35	7,294.72
4005	VENTURA CO OFFICE EDUC	893.00	.0139055398	893.00	.0139055398	58.90	951.90
4401	* VENTURA CO LIBRARY	1,034.42	.0161075472	1,034.42	.0161075472	68.22	1,102.64
6100	* VCWPD ADMIN	162.43	.0025294832	162.43	.0025294832	10.71	173.14
6120	* VCWPD ZONE 2	1,601.95	.0249459184	1,601.95	.0249459184	105.66	1,707.61
7770	UNITED WTR CONS DIST	404.64	.0063028009	404.64	.0063028009	26.70	431.34
8080	CITY SAN BUENAVENTURA	11,178.78	.1740869108	11,178.78	.1740869108	737.34	11,916.12
TRA 05073	Totals:	64,218.34	1.0000000000	64,218.34	1.0000000000	4,235.46	68,453.80

*** Gross Assessed Valuation Information(Assessed valuations Minus Local Exemptions) ***

	Prior Year	Current Year
Secured	6,082,649	6,648,525
Unsecured	142,330	
State Assessed		
	6,224,979	6,648,525

Fund NO.	Description	Prior Year Allocation	Prior Year Factor	Adjusted Prior Year Allocation	Adjusted Prior Year Factor	Annual Tax Increment	Current Year Allocation
2014	UNIFIED SCH GEN VTA	47,681.37	.3388123979	47,681.37	.3388123979	3,984.95	51,666.32
2015	VTA COM COLLEGE GEN	7,587.16	.0539126194	7,587.16	.0539126194	634.09	8,221.25
2019	VTA COLLEGE CHILD CTR	39.20	.0002785851	39.20	.0002785851	3.28	42.48
4001	COUNTY GENERAL FUND	24,109.06	.1713122905	24,109.06	.1713122905	2,014.88	26,123.94
4002	ERAF 92-93 SHIFT	9,072.75	.0644608803	9,072.75	.0644608803	758.16	9,830.91
4004	ERAF 93-94 SHIFT	13,929.16	.0989777071	13,929.16	.0989777071	1,164.13	15,093.29
4005	VENTURA CO OFFICE EDUC	1,879.25	.0133535333	1,879.25	.0133535333	157.06	2,036.31
4401	* VENTURA CO LIBRARY	2,177.07	.0154697220	2,177.07	.0154697220	181.95	2,359.02
6100	* VCWPD ADMIN	342.01	.0024301274	342.01	.0024301274	28.58	370.59
6110	* VCWPD ZONE 1	3,418.37	.0242902871	3,418.37	.0242902871	285.69	3,704.06
7580	VENTURA PORT	1,416.46	.0100648132	1,416.46	.0100648132	118.38	1,534.84
8080	CITY SAN BUENAVENTURA	25,648.90	.1822604825	25,648.90	.1822604825	2,143.66	27,792.56
8604	CASITAS MUN WTR	3,430.15	.0243765542	3,430.15	.0243765542	286.71	3,716.86
TRA 05074	Totals:	140,730.91	1.0000000000	140,730.91	1.0000000000	11,761.52	152,492.43

*** Gross Assessed Valuation Information(Assessed valuations Minus Local Exemptions) ***

	Prior Year A/V	Transfers	Current Year AVI	A/V
Secured	12,744,631		13,473,952	
Unsecured	1,214,056		1,660,887	
State Assessed				
	13,958,687		1,176,152	15,134,839

Fund NO.	Description	Prior Year Allocation	Prior Year Factor	Adjusted Prior Year Allocation	Adjusted Prior Year Factor	Annual Tax Increment	Current Year Allocation
2014	UNIFIED SCH GEN VTA	128,826.42	.3388126786	128,826.42	.3388126786	2,061.61	130,888.03
2015	VTA COM COLLEGE GEN	20,499.13	.0539126122	20,499.13	.0539126122	328.05	20,827.18
2019	VTA COLLEGE CHILD CTR	106.01	.0002787956	106.01	.0002787956	1.70	107.71
4001	COUNTY GENERAL FUND	65,138.14	.1713113266	65,138.14	.1713113266	1,042.39	66,180.53
4002	ERAF 92-93 SHIFT	24,513.24	.0644610745	24,513.24	.0644610745	392.23	24,905.47
4004	ERAF 93-94 SHIFT	37,633.77	.0989772690	37,633.77	.0989772690	602.26	38,236.03
4005	VENTURA CO OFFICE EDUC	5,077.61	.0133540669	5,077.61	.0133540669	81.26	5,158.87
4401	* VENTURA CO LIBRARY	5,882.07	.0154699067	5,882.07	.0154699067	94.13	5,976.20
6100	* VCWPD ADMIN	923.99	.0024301127	923.99	.0024301127	14.79	938.78
6110	* VCWPD ZONE 1	9,235.93	.0242904485	9,235.93	.0242904485	147.80	9,383.73
7580	VENTURA PORT	3,826.83	.0100645301	3,826.83	.0100645301	61.24	3,888.07
8080	CITY SAN BUENAVENTURA	69,298.37	.1822604516	69,298.37	.1822604516	1,109.02	70,407.39
8604	CASITAS MUN WTR	9,267.55	.0243767270	9,267.55	.0243767270	148.33	9,415.88
TRA 05075	Totals:	380,229.06	1.0000000000	380,229.06	1.0000000000	6,084.81	386,313.87

*** Gross Assessed Valuation Information(Assessed valuations Minus Local Exemptions) ***

	Prior Year A/V	Transfers	Current Year AVI	A/V
Secured	37,752,434			38,385,715
Unsecured	70,900			46,100
State Assessed				
	37,823,334		608,481	38,431,815

Fund NO.	Description	Prior Year Allocation	Prior Year Factor	Adjusted Prior Year Allocation	Adjusted Prior Year Factor	Annual Tax Increment	Current Year Allocation
2014	UNIFIED SCH GEN VTA	212,395.76	.3388127461	212,395.76	.3388127461	7,263.84	219,659.60
2015	VTA COM COLLEGE GEN	33,797.02	.0539128115	33,797.02	.0539128115	1,155.84	34,952.86
2019	VTA COLLEGE CHILD CTR	174.72	.0002787312	174.72	.0002787312	5.98	180.70
4001	COUNTY GENERAL FUND	107,394.03	.1713122696	107,394.03	.1713122696	3,672.77	111,066.80
4002	ERAF 92-93 SHIFT	40,417.04	.0644601570	40,417.04	.0644601570	1,381.97	41,799.01
4004	ERAF 93-94 SHIFT	62,046.02	.0989765226	62,046.02	.0989765226	2,121.97	64,167.99
4005	VENTURA CO OFFICE EDUC	8,376.77	.0133626094	8,376.77	.0133626094	286.48	8,663.25
4401	* VENTURA CO LIBRARY	9,697.83	.0154699330	9,697.83	.0154699330	331.66	10,029.49
6100	* VCWPD ADMIN	1,523.34	.0024300343	1,523.34	.0024300343	52.10	1,575.44
6110	* VCWPD ZONE 1	15,227.36	.0242906657	15,227.36	.0242906657	520.77	15,748.13
7580	VENTURA PORT	6,309.40	.0100647637	6,309.40	.0100647637	215.78	6,525.18
8080	CITY SAN BUENAVENTURA	114,244.86	.1822520284	114,244.86	.1822520284	3,907.32	118,152.18
8604	CASITAS MUN WTR	15,278.39	.0243767275	15,278.39	.0243767275	522.61	15,801.00
TRA 05076	Totals:	626,882.54	1.0000000000	626,882.54	1.0000000000	21,439.09	648,321.63

*** Gross Assessed Valuation Information(Assessed valuations Minus Local Exemptions) ***

	Prior Year A/V	Transfers	Current Year AVI	A/V
Secured	61,846,082			64,073,002
Unsecured	717,499			634,488
State Assessed				
	62,563,581		2,143,909	64,707,490

Fund NO.	Description	Prior Year Allocation	Prior Year Factor	Adjusted Prior Year Allocation	Adjusted Prior Year Factor	Annual Tax Increment	Current Year Allocation
2014	UNIFIED SCH GEN VTA	21,754.88	.3388126722	21,754.88	.3388126722	5,746.28	27,501.16
2015	VTA COM COLLEGE GEN	3,461.69	.0539123882	3,461.69	.0539123882	914.36	4,376.05
2019	VTA COLLEGE CHILD CTR	17.89	.0002785883	17.89	.0002785883	4.72	22.61
4001	COUNTY GENERAL FUND	10,999.92	.1713146506	10,999.92	.1713146506	2,905.50	13,905.42
4002	ERAF 92-93 SHIFT	4,139.20	.0644613150	4,139.20	.0644613150	1,093.27	5,232.47
4004	ERAF 93-94 SHIFT	6,355.30	.0989779582	6,355.30	.0989779582	1,678.67	8,033.97
4005	VENTURA CO OFFICE EDUC	857.28	.0133505685	857.28	.0133505685	226.43	1,083.71
4401	* VENTURA CO LIBRARY	993.32	.0154700532	993.32	.0154700532	262.37	1,255.69
6100	* VCWPD ADMIN	156.03	.0024299039	156.03	.0024299039	41.21	197.24
6110	* VCWPD ZONE 1	1,559.67	.0242903030	1,559.67	.0242903030	411.96	1,971.63
7580	VENTURA PORT	646.26	.0100647375	646.26	.0100647375	170.70	816.96
8080	CITY SAN BUENAVENTURA	11,702.64	.1822604447	11,702.64	.1822604447	3,091.14	14,793.78
8604	CASITAS MUN WTR	1,565.10	.0243764167	1,565.10	.0243764167	413.43	1,978.53
TRA 05077	Totals:	64,209.18	1.0000000000	64,209.18	1.0000000000	16,960.04	81,169.22

*** Gross Assessed Valuation Information(Assessed valuations Minus Local Exemptions) ***

	Prior Year A/V	Transfers	Current Year AVI	A/V
Secured	3,429,667			4,563,081
Unsecured	2,932,810			3,495,400
State Assessed				
	6,362,477		1,696,004	8,058,481

Fund NO.	Description	Prior Year Allocation	Prior Year Factor	Adjusted Prior Year Allocation	Adjusted Prior Year Factor	Annual Tax Increment	Current Year Allocation
2014	UNIFIED SCH GEN VTA	100,101.64	.3388126307	100,101.64	.3388126307	5,857.25	105,958.89
2015	VTA COM COLLEGE GEN	15,928.44	.0539127722	15,928.44	.0539127722	932.02	16,860.46
2019	VTA COLLEGE CHILD CTR	82.42	.0002788806	82.42	.0002788806	4.82	87.24
4001	COUNTY GENERAL FUND	50,614.67	.1713130400	50,614.67	.1713130400	2,961.60	53,576.27
4002	ERAF 92-93 SHIFT	19,048.12	.0644609778	19,048.12	.0644609778	1,114.37	20,162.49
4004	ERAF 93-94 SHIFT	29,242.56	.0989778735	29,242.56	.0989778735	1,711.09	30,953.65
4005	VENTURA CO OFFICE EDUC	3,944.97	.0133524854	3,944.97	.0133524854	230.83	4,175.80
4401	* VENTURA CO LIBRARY	4,570.51	.0154696383	4,570.51	.0154696383	267.43	4,837.94
6100	* VCWPD ADMIN	717.92	.0024300146	717.92	.0024300146	42.01	759.93
6110	* VCWPD ZONE 1	7,176.63	.0242906386	7,176.63	.0242906386	419.93	7,596.56
7580	VENTURA PORT	2,973.58	.0100646438	2,973.58	.0100646438	173.99	3,147.57
8080	CITY SAN BUENAVENTURA	53,846.08	.1822598641	53,846.08	.1822598641	3,150.83	56,996.91
8604	CASITAS MUN WTR	7,200.82	.0243765404	7,200.82	.0243765404	421.41	7,622.23
TRA 05078	Totals:	295,448.36	1.0000000000	295,448.36	1.0000000000	17,287.58	312,735.94

*** Gross Assessed Valuation Information(Assessed valuations Minus Local Exemptions) ***

	Prior Year A/V	Transfers	Current Year AVI	A/V
Secured	29,335,380			31,082,538
Unsecured	38,300			19,900
State Assessed				
	29,373,680		1,728,758	31,102,438

Fund NO.	Description	Prior Year Allocation	Prior Year Factor	Adjusted Prior Year Allocation	Adjusted Prior Year Factor	Annual Tax Increment	Current Year Allocation
2014	UNIFIED SCH GEN VTA	25,845.19	.3388126981	25,845.19	.3388126981	467.44	26,312.63
2015	VTA COM COLLEGE GEN	4,112.53	.0539126480	4,112.53	.0539126480	74.38	4,186.91
2019	VTA COLLEGE CHILD CTR	21.27	.0002785140	21.27	.0002785140	.38	21.65
4001	COUNTY GENERAL FUND	13,068.42	.1713152824	13,068.42	.1713152824	236.37	13,304.79
4002	ERAF 92-93 SHIFT	4,918.50	.0644611876	4,918.50	.0644611876	88.93	5,007.43
4004	ERAF 93-94 SHIFT	7,550.21	.0989793738	7,550.21	.0989793738	136.55	7,686.76
4005	VENTURA CO OFFICE EDUC	1,018.49	.0133517344	1,018.49	.0133517344	18.42	1,036.91
4401	* VENTURA CO LIBRARY	1,180.07	.0154699715	1,180.07	.0154699715	21.34	1,201.41
6100	* VCWPD ADMIN	185.34	.0024297532	185.34	.0024297532	3.35	188.69
6110	* VCWPD ZONE 1	1,852.85	.0242896840	1,852.85	.0242896840	33.51	1,886.36
7580	VENTURA PORT	767.68	.0100639964	767.68	.0100639964	13.88	781.56
8080	CITY SAN BUENAVENTURA	13,902.06	.1822584021	13,902.06	.1822584021	251.45	14,153.51
8604	CASITAS MUN WTR	1,859.04	.0243767545	1,859.04	.0243767545	33.63	1,892.67
TRA 05079	Totals:	76,281.65	1.0000000000	76,281.65	1.0000000000	1,379.63	77,661.28

*** Gross Assessed Valuation Information(Assessed valuations Minus Local Exemptions) ***

	Prior Year A/V	Transfers	Current Year AVI	A/V
Secured	7,583,491			7,721,454
Unsecured				
State Assessed				
	7,583,491		137,963	7,721,454

Fund NO.	Description	Prior Year Allocation	Prior Year Factor	Adjusted Prior Year Allocation	Adjusted Prior Year Factor	Annual Tax Increment	Current Year Allocation
2014	UNIFIED SCH GEN VTA	2,418.28	.3388105533	2,418.28	.3388105533	24.75	2,443.03
2015	VTA COM COLLEGE GEN	384.82	.0539099808	384.82	.0539099808	3.94	388.76
2019	VTA COLLEGE CHILD CTR	2.02	.0002791571	2.02	.0002791571	.02	2.04
4001	COUNTY GENERAL FUND	1,222.97	.1713378162	1,222.97	.1713378162	12.52	1,235.49
4002	ERAF 92-93 SHIFT	460.42	.0644636121	460.42	.0644636121	4.71	465.13
4004	ERAF 93-94 SHIFT	706.53	.0989883316	706.53	.0989883316	7.23	713.76
4005	VENTURA CO OFFICE EDUC	95.14	.0133327248	95.14	.0133327248	.97	96.11
4401	* VENTURA CO LIBRARY	110.39	.0154655957	110.39	.0154655957	1.13	111.52
6100	* VCWPD ADMIN	17.30	.0024244393	17.30	.0024244393	.18	17.48
6110	* VCWPD ZONE 1	173.37	.0242916414	173.37	.0242916414	1.77	175.14
7580	VENTURA PORT	71.80	.0100615333	71.80	.0100615333	.73	72.53
8080	CITY SAN BUENAVENTURA	1,300.69	.1822632411	1,300.69	.1822632411	13.31	1,314.00
8604	CASITAS MUN WTR	173.84	.0243713733	173.84	.0243713733	1.78	175.62
TRA 05080	Totals:	7,137.57	1.0000000000	7,137.57	1.0000000000	73.04	7,210.61

*** Gross Assessed Valuation Information(Assessed valuations Minus Local Exemptions) ***

	Prior Year A/V	Transfers	Current Year AVI	A/V
Secured	705,432			712,736
Unsecured				
State Assessed				
	705,432		7,304	712,736

Fund NO.	Description	Prior Year Allocation	Prior Year Factor	Adjusted Prior Year Allocation	Adjusted Prior Year Factor	Annual Tax Increment	Current Year Allocation
2014	UNIFIED SCH GEN VTA	4,875.40	.3387760235	4,875.40	.3387760235	50.46	4,925.86
2015	VTA COM COLLEGE GEN	775.29	.0538722036	775.29	.0538722036	8.02	783.31
2019	VTA COLLEGE CHILD CTR	3.20	.0002239243	3.20	.0002239243	.03	3.23
4001	COUNTY GENERAL FUND	2,469.61	.1716057469	2,469.61	.1716057469	25.58	2,495.19
4002	ERAF 92-93 SHIFT	927.91	.0644734546	927.91	.0644734546	9.60	937.51
4004	ERAF 93-94 SHIFT	1,426.31	.0991110121	1,426.31	.0991110121	14.76	1,441.07
4005	VENTURA CO OFFICE EDUC	188.98	.0131328739	188.98	.0131328739	1.96	190.94
4401	* VENTURA CO LIBRARY	222.57	.0154670959	222.57	.0154670959	2.30	224.87
6100	* VCWPD ADMIN	34.83	.0024193762	34.83	.0024193762	.36	35.19
6110	* VCWPD ZONE 1	349.28	.0242674789	349.28	.0242674789	3.61	352.89
7580	VENTURA PORT	144.26	.0100229139	144.26	.0100229139	1.49	145.75
8080	CITY SAN BUENAVENTURA	2,622.89	.1822586885	2,622.89	.1822586885	27.15	2,650.04
8604	CASITAS MUN WTR	350.67	.0243692077	350.67	.0243692077	3.63	354.30
TRA 05081	Totals:	14,391.20	1.0000000000	14,391.20	1.0000000000	148.95	14,540.15

*** Gross Assessed Valuation Information(Assessed valuations Minus Local Exemptions) ***

	Prior Year A/V	Transfers	Current Year AVI	A/V
Secured	1,437,837			1,452,732
Unsecured				
State Assessed				
	1,437,837		14,895	1,452,732

Fund NO.	Description	Prior Year Allocation	Prior Year Factor	Adjusted Prior Year Allocation	Adjusted Prior Year Factor	Annual Tax Increment	Current Year Allocation
2014	UNIFIED SCH GEN VTA	1,695.48	.3388140580	1,695.48	.3388140580	16.45	1,711.93
2015	VTA COM COLLEGE GEN	269.76	.0539059513	269.76	.0539059513	2.62	272.38
2019	VTA COLLEGE CHILD CTR	1.34	.0002714967	1.34	.0002714967	.01	1.35
4001	COUNTY GENERAL FUND	857.52	.1713627395	857.52	.1713627395	8.32	865.84
4002	ERAF 92-93 SHIFT	322.50	.0644613670	322.50	.0644613670	3.13	325.63
4004	ERAF 93-94 SHIFT	495.41	.0989992444	495.41	.0989992444	4.81	500.22
4005	VENTURA CO OFFICE EDUC	66.64	.0133176063	66.64	.0133176063	.65	67.29
4401	* VENTURA CO LIBRARY	77.39	.0154665585	77.39	.0154665585	.75	78.14
6100	* VCWPD ADMIN	12.13	.0024221427	12.13	.0024221427	.12	12.25
6110	* VCWPD ZONE 1	121.54	.0242858659	121.54	.0242858659	1.18	122.72
7580	VENTURA PORT	50.37	.0100620010	50.37	.0100620010	.49	50.86
8080	CITY SAN BUENAVENTURA	912.10	.1822579208	912.10	.1822579208	8.85	920.95
8604	CASITAS MUN WTR	122.00	.0243730479	122.00	.0243730479	1.18	123.18
TRA 05082	Totals:	5,004.18	1.0000000000	5,004.18	1.0000000000	48.56	5,052.74

*** Gross Assessed Valuation Information(Assessed valuations Minus Local Exemptions) ***

	Prior Year A/V	Transfers	Current Year AVI	A/V
Secured	469,388			474,244
Unsecured	25,800			25,800
State Assessed				
	495,188		4,856	500,044

Fund NO.	Description	Prior Year Allocation	Prior Year Factor	Adjusted Prior Year Allocation	Adjusted Prior Year Factor	Annual Tax Increment	Current Year Allocation
2014	UNIFIED SCH GEN VTA	211,645.39	.3388128117	211,645.39	.3388128117	21,365.22	233,010.61
2015	VTA COM COLLEGE GEN	33,677.64	.0539129357	33,677.64	.0539129357	3,399.70	37,077.34
2019	VTA COLLEGE CHILD CTR	174.09	.0002786587	174.09	.0002786587	17.57	191.66
4001	COUNTY GENERAL FUND	107,014.69	.1713120500	107,014.69	.1713120500	10,802.76	117,817.45
4002	ERAF 92-93 SHIFT	40,275.84	.0644601409	40,275.84	.0644601409	4,064.80	44,340.64
4004	ERAF 93-94 SHIFT	61,826.64	.0989765222	61,826.64	.0989765222	6,241.37	68,068.01
4005	VENTURA CO OFFICE EDUC	8,347.49	.0133631156	8,347.49	.0133631156	842.67	9,190.16
4401	* VENTURA CO LIBRARY	9,663.61	.0154700439	9,663.61	.0154700439	975.53	10,639.14
6100	* VCWPD ADMIN	1,517.89	.0024299152	1,517.89	.0024299152	153.23	1,671.12
6110	* VCWPD ZONE 1	15,173.49	.0242905808	15,173.49	.0242905808	1,531.74	16,705.23
7580	VENTURA PORT	6,287.10	.0100646914	6,287.10	.0100646914	634.67	6,921.77
8080	CITY SAN BUENAVENTURA	113,839.89	.1822517933	113,839.89	.1822517933	11,492.63	125,332.52
8604	CASITAS MUN WTR	15,223.82	.0243767406	15,223.82	.0243767406	1,537.17	16,760.99
TRA 05083	Totals:	624,667.58	1.0000000000	624,667.58	1.0000000000	63,059.06	687,726.64

*** Gross Assessed Valuation Information(Assessed valuations Minus Local Exemptions) ***

	Prior Year A/V	Transfers	Current Year AVI	A/V
Secured	61,404,071		67,753,077	
Unsecured	880,600		837,500	
State Assessed				
	62,284,671		6,305,906	68,590,577

Fund NO.	Description	Prior Year Allocation	Prior Year Factor	Adjusted Prior Year Allocation	Adjusted Prior Year Factor	Annual Tax Increment	Current Year Allocation
2014	UNIFIED SCH GEN VTA	25,834.75	.3388070854	25,834.75	.3388070854	296.50	26,131.25
2015	VTA COM COLLEGE GEN	4,110.76	.0539102088	4,110.76	.0539102088	47.18	4,157.94
2019	VTA COLLEGE CHILD CTR	21.05	.0002757956	21.05	.0002757956	.24	21.29
4001	COUNTY GENERAL FUND	13,592.80	.1782613504	13,592.80	.1782613504	156.00	13,748.80
4002	ERAF 92-93 SHIFT	4,876.06	.0639465279	4,876.06	.0639465279	55.96	4,932.02
4004	ERAF 93-94 SHIFT	7,546.51	.0989680946	7,546.51	.0989680946	86.61	7,633.12
4005	VENTURA CO OFFICE EDUC	1,016.45	.0133301963	1,016.45	.0133301963	11.67	1,028.12
4401	* VENTURA CO LIBRARY	1,179.43	.0154673885	1,179.43	.0154673885	13.54	1,192.97
6100	* VCWPD ADMIN	185.02	.0024264194	185.02	.0024264194	2.12	187.14
6110	* VCWPD ZONE 1	1,852.00	.0242879235	1,852.00	.0242879235	21.26	1,873.26
7580	VENTURA PORT	767.33	.0100629584	767.33	.0100629584	8.81	776.14
8080	CITY SAN BUENAVENTURA	13,412.13	.1758920153	13,412.13	.1758920153	153.93	13,566.06
8604	CASITAS MUN WTR	1,857.82	.0243640359	1,857.82	.0243640359	21.32	1,879.14
TRA 05084	Totals:	76,252.11	1.0000000000	76,252.11	1.0000000000	875.14	77,127.25

*** Gross Assessed Valuation Information(Assessed valuations Minus Local Exemptions) ***

	Prior Year A/V	Transfers	Current Year AVI	A/V
Secured	7,599,817			7,687,331
Unsecured				
State Assessed				
	7,599,817		87,514	7,687,331

Fund NO.	Description	Prior Year Allocation	Prior Year Factor	Adjusted Prior Year Allocation	Adjusted Prior Year Factor	Annual Tax Increment	Current Year Allocation
2014	UNIFIED SCH GEN VTA	15,198.07	.3388121859	15,198.07	.3388121859	195.18	15,393.25
2015	VTA COM COLLEGE GEN	2,418.36	.0539126417	2,418.36	.0539126417	31.06	2,449.42
2019	VTA COLLEGE CHILD CTR	12.45	.0002777144	12.45	.0002777144	.16	12.61
4001	COUNTY GENERAL FUND	7,684.79	.1713170041	7,684.79	.1713170041	98.69	7,783.48
4002	ERAF 92-93 SHIFT	2,891.37	.0644597394	2,891.37	.0644597394	37.13	2,928.50
4004	ERAF 93-94 SHIFT	4,439.94	.0989797892	4,439.94	.0989797892	57.02	4,496.96
4005	VENTURA CO OFFICE EDUC	598.93	.0133520018	598.93	.0133520018	7.69	606.62
4401	* VENTURA CO LIBRARY	693.91	.0154691069	693.91	.0154691069	8.91	702.82
6100	* VCWPD ADMIN	108.98	.0024297476	108.98	.0024297476	1.40	110.38
6110	* VCWPD ZONE 1	1,089.52	.0242887260	1,089.52	.0242887260	13.99	1,103.51
7580	VENTURA PORT	451.40	.0100638980	451.40	.0100638980	5.80	457.20
8080	CITY SAN BUENAVENTURA	8,175.73	.1822606728	8,175.73	.1822606728	104.99	8,280.72
8604	CASITAS MUN WTR	1,093.51	.0243767722	1,093.51	.0243767722	14.04	1,107.55
TRA 05085	Totals:	44,856.96	1.0000000000	44,856.96	1.0000000000	576.06	45,433.02

*** Gross Assessed Valuation Information(Assessed valuations Minus Local Exemptions) ***

	Prior Year A/V	Transfers	Current Year AVI	A/V
Secured	4,452,819			4,510,425
Unsecured				
State Assessed				
	4,452,819		57,606	4,510,425

Fund NO.	Description	Prior Year Allocation	Prior Year Factor	Adjusted Prior Year Allocation	Adjusted Prior Year Factor	Annual Tax Increment	Current Year Allocation
2014	UNIFIED SCH GEN VTA	1,947.35	.3387974037	1,947.35	.3387974037	20.08	1,967.43
2015	VTA COM COLLEGE GEN	309.70	.0538794399	309.70	.0538794399	3.19	312.89
2019	VTA COLLEGE CHILD CTR	1.37	.0002403991	1.37	.0002403991	.01	1.38
4001	COUNTY GENERAL FUND	985.53	.1714551528	985.53	.1714551528	10.18	995.71
4002	ERAF 92-93 SHIFT	370.59	.0644761426	370.59	.0644761426	3.82	374.41
4004	ERAF 93-94 SHIFT	569.31	.0990413956	569.31	.0990413956	5.87	575.18
4005	VENTURA CO OFFICE EDUC	76.26	.0132707698	76.26	.0132707698	.79	77.05
4401	* VENTURA CO LIBRARY	88.86	.0154585756	88.86	.0154585756	.92	89.78
6100	* VCWPD ADMIN	13.98	.0024385258	13.98	.0024385258	.14	14.12
6110	* VCWPD ZONE 1	139.40	.0242538403	139.40	.0242538403	1.44	140.84
7580	VENTURA PORT	57.72	.0100366609	57.72	.0100366609	.59	58.31
8080	CITY SAN BUENAVENTURA	1,047.68	.1822664360	1,047.68	.1822664360	10.80	1,058.48
8604	CASITAS MUN WTR	140.15	.0243852579	140.15	.0243852579	1.45	141.60
TRA 05086	Totals:	5,747.90	1.0000000000	5,747.90	1.0000000000	59.28	5,807.18

*** Gross Assessed Valuation Information(Assessed valuations Minus Local Exemptions) ***

	Prior Year A/V	Transfers	Current Year AVI	A/V
Secured	572,585			578,513
Unsecured				
State Assessed				
	572,585		5,928	578,513

Fund NO.	Description	Prior Year Allocation	Prior Year Factor	Adjusted Prior Year Allocation	Adjusted Prior Year Factor	Annual Tax Increment	Current Year Allocation
2014	UNIFIED SCH GEN VTA	7,980.66	.3388104203	7,980.66	.3388104203	815.63	8,796.29
2015	VTA COM COLLEGE GEN	1,269.86	.0539102093	1,269.86	.0539102093	129.78	1,399.64
2019	VTA COLLEGE CHILD CTR	6.52	.0002776603	6.52	.0002776603	.67	7.19
4001	COUNTY GENERAL FUND	4,036.12	.1713493310	4,036.12	.1713493310	412.49	4,448.61
4002	ERAF 92-93 SHIFT	1,518.31	.0644581399	1,518.31	.0644581399	155.17	1,673.48
4004	ERAF 93-94 SHIFT	2,331.77	.0989926997	2,331.77	.0989926997	238.31	2,570.08
4005	VENTURA CO OFFICE EDUC	314.16	.0133370771	314.16	.0133370771	32.11	346.27
4401	* VENTURA CO LIBRARY	364.29	.0154654941	364.29	.0154654941	37.23	401.52
6100	* VCWPD ADMIN	57.21	.0024281718	57.21	.0024281718	5.85	63.06
6110	* VCWPD ZONE 1	572.03	.0242842452	572.03	.0242842452	58.46	630.49
7580	VENTURA PORT	236.97	.0100606441	236.97	.0100606441	24.22	261.19
8080	CITY SAN BUENAVENTURA	4,292.93	.1822507003	4,292.93	.1822507003	438.74	4,731.67
8604	CASITAS MUN WTR	574.19	.0243752069	574.19	.0243752069	58.68	632.87
TRA 05087	Totals:	23,555.02	1.0000000000	23,555.02	1.0000000000	2,407.34	25,962.36

*** Gross Assessed Valuation Information(Assessed valuations Minus Local Exemptions) ***

	Prior Year A/V	Transfers	Current Year AVI	A/V
Secured	2,348,767			2,589,501
Unsecured				
State Assessed				
	2,348,767		240,734	2,589,501

Fund NO.	Description	Prior Year Allocation	Prior Year Factor	Adjusted Prior Year Allocation	Adjusted Prior Year Factor	Annual Tax Increment	Current Year Allocation
2014	UNIFIED SCH GEN VTA	5,219.79	.3388148733	5,219.79	.3388148733	1,322.29	6,542.08
2015	VTA COM COLLEGE GEN	830.58	.0539121252	830.58	.0539121252	210.40	1,040.98
2019	VTA COLLEGE CHILD CTR	4.21	.0002727231	4.21	.0002727231	1.06	5.27
4001	COUNTY GENERAL FUND	2,639.45	.1713223326	2,639.45	.1713223326	668.62	3,308.07
4002	ERAF 92-93 SHIFT	993.17	.0644665113	993.17	.0644665113	251.59	1,244.76
4004	ERAF 93-94 SHIFT	1,524.94	.0989820393	1,524.94	.0989820393	386.30	1,911.24
4005	VENTURA CO OFFICE EDUC	205.46	.0133362832	205.46	.0133362832	52.05	257.51
4401	* VENTURA CO LIBRARY	238.30	.0154677142	238.30	.0154677142	60.37	298.67
6100	* VCWPD ADMIN	37.36	.0024264940	37.36	.0024264940	9.47	46.83
6110	* VCWPD ZONE 1	374.21	.0242900413	374.21	.0242900413	94.80	469.01
7580	VENTURA PORT	155.04	.0100646412	155.04	.0100646412	39.28	194.32
8080	CITY SAN BUENAVENTURA	2,808.04	.1822677187	2,808.04	.1822677187	711.34	3,519.38
8604	CASITAS MUN WTR	375.54	.0243765026	375.54	.0243765026	95.13	470.67
TRA 05088	Totals:	15,406.09	1.0000000000	15,406.09	1.0000000000	3,902.70	19,308.79

*** Gross Assessed Valuation Information(Assessed valuations Minus Local Exemptions) ***

	Prior Year A/V	Transfers	Current Year AVI	A/V
Secured	1,531,757			1,922,027
Unsecured				
State Assessed				
	1,531,757		390,270	1,922,027

Fund NO.	Description	Prior Year Allocation	Prior Year Factor	Adjusted Prior Year Allocation	Adjusted Prior Year Factor	Annual Tax Increment	Current Year Allocation
2014	UNIFIED SCH GEN VTA	889.22	.3388065330	889.22	.3388065330	651.95	1,541.17
2015	VTA COM COLLEGE GEN	141.37	.0538713701	141.37	.0538713701	103.66	245.03
2019	VTA COLLEGE CHILD CTR	.59	.0002320791	.59	.0002320791	.45	1.04
4001	COUNTY GENERAL FUND	449.88	.1713958538	449.88	.1713958538	329.80	779.68
4002	ERAF 92-93 SHIFT	169.05	.0644151508	169.05	.0644151508	123.95	293.00
4004	ERAF 93-94 SHIFT	259.87	.0990167759	259.87	.0990167759	190.53	450.40
4005	VENTURA CO OFFICE EDUC	35.57	.0135540496	35.57	.0135540496	26.08	61.65
4401	* VENTURA CO LIBRARY	40.54	.0154427286	40.54	.0154427286	29.72	70.26
6100	* VCWPD ADMIN	6.19	.0023673308	6.19	.0023673308	4.56	10.75
6110	* VCWPD ZONE 1	63.70	.0242651411	63.70	.0242651411	46.69	110.39
7580	VENTURA PORT	26.44	.0100664327	26.44	.0100664327	19.37	45.81
8080	CITY SAN BUENAVENTURA	478.26	.1822168659	478.26	.1822168659	350.63	828.89
8604	CASITAS MUN WTR	63.91	.0243496886	63.91	.0243496886	46.85	110.76
TRA 05089	Totals:	2,624.59	1.0000000000	2,624.59	1.0000000000	1,924.24	4,548.83

*** Gross Assessed Valuation Information(Assessed valuations Minus Local Exemptions) ***

	Prior Year A/V	Transfers	Current Year AVI	A/V
Secured	261,227			453,651
Unsecured				
State Assessed				
	261,227		192,424	453,651

Fund NO.	Description	Prior Year Allocation	Prior Year Factor	Adjusted Prior Year Allocation	Adjusted Prior Year Factor	Annual Tax Increment	Current Year Allocation
2014	UNIFIED SCH GEN VTA	12,680.90	.3422581302	12,680.90	.3422581302	7,686.45	20,367.35
2015	VTA COM COLLEGE GEN	2,017.81	.0544607713	2,017.81	.0544607713	1,223.08	3,240.89
2019	VTA COLLEGE CHILD CTR	10.44	.0002820926	10.44	.0002820926	6.34	16.78
4001	COUNTY GENERAL FUND	6,412.91	.1730556934	6,412.91	.1730556934	3,886.50	10,299.41
4002	ERAF 92-93 SHIFT	2,419.63	.0651168006	2,419.63	.0651168006	1,462.40	3,882.03
4004	ERAF 93-94 SHIFT	3,703.94	.0999847088	3,703.94	.0999847088	2,245.46	5,949.40
4005	VENTURA CO OFFICE EDUC	499.68	.0134870244	499.68	.0134870244	302.89	802.57
4401	* VENTURA CO LIBRARY	578.97	.0156262232	578.97	.0156262232	350.93	929.90
6100	* VCWPD ADMIN	90.92	.0024540449	90.92	.0024540449	55.11	146.03
6110	* VCWPD ZONE 1	909.12	.0245366359	909.12	.0245366359	551.04	1,460.16
8080	CITY SAN BUENAVENTURA	6,816.53	.1841135338	6,816.53	.1841135338	4,134.83	10,951.36
8604	CASITAS MUN WTR	909.78	.0246243409	909.78	.0246243409	553.01	1,462.79
TRA 05090	Totals:	37,050.63	1.0000000000	37,050.63	1.0000000000	22,458.04	59,508.67

*** Gross Assessed Valuation Information(Assessed valuations Minus Local Exemptions) ***

	Prior Year	Transfers	Current Year	AVI	A/V
Secured	2,964,505				5,210,309
Unsecured					
State Assessed					
	2,964,505		2,245,804		5,210,309

Fund NO.	Description	Prior Year Allocation	Prior Year Factor	Adjusted Prior Year Allocation	Adjusted Prior Year Factor	Annual Tax Increment	Current Year Allocation
2014	UNIFIED SCH GEN VTA	10,466.06	.3600009437	10,466.06	.3600009437	92.97-	10,373.09
2015	VTA COM COLLEGE GEN	1,665.36	.0572830651	1,665.36	.0572830651	14.79-	1,650.57
2019	VTA COLLEGE CHILD CTR	8.20	.0002831123	8.20	.0002831123	.07-	8.13
4001	COUNTY GENERAL FUND	5,294.64	.1821218973	5,294.64	.1821218973	47.04-	5,247.60
4002	ERAF 92-93 SHIFT	1,591.25	.0547586750	1,591.25	.0547586750	14.14-	1,577.11
4004	ERAF 93-94 SHIFT	2,996.85	.1030799693	2,996.85	.1030799693	26.62-	2,970.23
4005	VENTURA CO OFFICE EDUC	410.02	.0141035166	410.02	.0141035166	3.64-	406.38
4401	* VENTURA CO LIBRARY	477.50	.0164242737	477.50	.0164242737	4.24-	473.26
6100	* VCWPD ADMIN	74.81	.0025734466	74.81	.0025734466	.66-	74.15
6120	* VCWPD ZONE 2	739.22	.0254264049	739.22	.0254264049	6.57-	732.65
7770	UNITED WTR CONS DIST	185.60	.0063806071	185.60	.0063806071	1.65-	183.95
8080	CITY SAN BUENAVENTURA	5,162.91	.1775640884	5,162.91	.1775640884	45.86-	5,117.05
TRA 05091	Totals:	29,072.42	1.0000000000	29,072.42	1.0000000000	258.25-	28,814.17

*** Gross Assessed Valuation Information(Assessed valuations Minus Local Exemptions) ***

	Prior Year	Transfers	Current Year	AVI	A/V
Secured	2,483,286				2,509,011
Unsecured	429,560				378,010
State Assessed					
	2,912,846		25,825-		2,887,021

Fund NO.	Description	Prior Year Allocation	Prior Year Factor	Adjusted Prior Year Allocation	Adjusted Prior Year Factor	Annual Tax Increment	Current Year Allocation
2014	UNIFIED SCH GEN VTA	82,705.40	.3600031503	82,705.40	.3600031503	1,635.75	84,341.15
2015	VTA COM COLLEGE GEN	13,160.26	.0572845136	13,160.26	.0572845136	260.28	13,420.54
2019	VTA COLLEGE CHILD CTR	67.93	.0002955284	67.93	.0002955284	1.34	69.27
4001	COUNTY GENERAL FUND	41,817.89	.1820270371	41,817.89	.1820270371	827.08	42,644.97
4002	ERAF 92-93 SHIFT	12,580.41	.0547613925	12,580.41	.0547613925	248.82	12,829.23
4004	ERAF 93-94 SHIFT	23,671.03	.1030361463	23,671.03	.1030361463	468.17	24,139.20
4005	VENTURA CO OFFICE EDUC	3,259.52	.0141880638	3,259.52	.0141880638	64.47	3,323.99
4401	* VENTURA CO LIBRARY	3,774.45	.0164294888	3,774.45	.0164294888	74.65	3,849.10
6100	* VCWPD ADMIN	593.14	.0025817839	593.14	.0025817839	11.73	604.87
6120	* VCWPD ZONE 2	5,845.43	.0254442436	5,845.43	.0254442436	115.61	5,961.04
7770	UNITED WTR CONS DIST	1,466.50	.0063832737	1,466.50	.0063832737	29.00	1,495.50
8080	CITY SAN BUENAVENTURA	40,793.23	.1775653780	40,793.23	.1775653780	806.81	41,600.04
TRA 05092	Totals:	229,735.19	1.0000000000	229,735.19	1.0000000000	4,543.71	234,278.90

*** Gross Assessed Valuation Information(Assessed valuations Minus Local Exemptions) ***

	Prior Year	Transfers	Current Year	AVI	A/V
Secured	22,895,565				23,412,136
Unsecured	62,200				
State Assessed					
	22,957,765		454,371		23,412,136

Fund NO.	Description	Prior Year Allocation	Prior Year Factor	Adjusted Prior Year Allocation	Adjusted Prior Year Factor	Annual Tax Increment	Current Year Allocation
2014	UNIFIED SCH GEN VTA	10,514.23	.3600023969	10,514.23	.3600023969	153.70	10,667.93
2015	VTA COM COLLEGE GEN	1,673.01	.0572838223	1,673.01	.0572838223	24.46	1,697.47
2019	VTA COLLEGE CHILD CTR	8.64	.0002956275	8.64	.0002956275	.13	8.77
4001	COUNTY GENERAL FUND	5,316.47	.1820337702	5,316.47	.1820337702	77.74	5,394.21
4002	ERAF 92-93 SHIFT	1,599.38	.0547618595	1,599.38	.0547618595	23.38	1,622.76
4004	ERAF 93-94 SHIFT	3,009.38	.1030397961	3,009.38	.1030397961	43.99	3,053.37
4005	VENTURA CO OFFICE EDUC	414.17	.0141799213	414.17	.0141799213	6.05	420.22
4401	* VENTURA CO LIBRARY	479.80	.0164270240	479.80	.0164270240	7.01	486.81
6100	* VCWPD ADMIN	75.42	.0025827253	75.42	.0025827253	1.10	76.52
6120	* VCWPD ZONE 2	743.19	.0254453302	743.19	.0254453302	10.86	754.05
7770	UNITED WTR CONS DIST	186.32	.0063792058	186.32	.0063792058	2.72	189.04
8080	CITY SAN BUENAVENTURA	5,186.08	.1775685209	5,186.08	.1775685209	75.81	5,261.89
TRA 05093	Totals:	29,206.09	1.0000000000	29,206.09	1.0000000000	426.95	29,633.04

*** Gross Assessed Valuation Information(Assessed valuations Minus Local Exemptions) ***

	Prior Year	Transfers	Current Year	AVI	A/V
Secured	2,915,478				2,958,173
Unsecured					
State Assessed					
	2,915,478		42,695		2,958,173

Fund NO.	Description	Prior Year Allocation	Prior Year Factor	Adjusted Prior Year Allocation	Adjusted Prior Year Factor	Annual Tax Increment	Current Year Allocation
2014	UNIFIED SCH GEN VTA	6,713.50	.3600036240	6,713.50	.3600036240	69.29	6,782.79
2015	VTA COM COLLEGE GEN	1,068.23	.0572841413	1,068.23	.0572841413	11.03	1,079.26
2019	VTA COLLEGE CHILD CTR	5.53	.0002956477	5.53	.0002956477	.06	5.59
4001	COUNTY GENERAL FUND	3,394.99	.1820500821	3,394.99	.1820500821	35.02	3,430.01
4002	ERAF 92-93 SHIFT	1,021.14	.0547576409	1,021.14	.0547576409	10.54	1,031.68
4004	ERAF 93-94 SHIFT	1,921.58	.1030433646	1,921.58	.1030433646	19.83	1,941.41
4005	VENTURA CO OFFICE EDUC	264.19	.0141681019	264.19	.0141681019	2.73	266.92
4401	* VENTURA CO LIBRARY	306.39	.0164296600	306.39	.0164296600	3.16	309.55
6100	* VCWPD ADMIN	48.06	.0025779451	48.06	.0025779451	.50	48.56
6120	* VCWPD ZONE 2	474.46	.0254429579	474.46	.0254429579	4.90	479.36
7770	UNITED WTR CONS DIST	119.04	.0063824991	119.04	.0063824991	1.23	120.27
8080	CITY SAN BUENAVENTURA	3,311.27	.1775643354	3,311.27	.1775643354	34.18	3,345.45
TRA 05094	Totals:	18,648.38	1.0000000000	18,648.38	1.0000000000	192.47	18,840.85

*** Gross Assessed Valuation Information(Assessed valuations Minus Local Exemptions) ***

	Prior Year	Transfers	Current Year	AVI	A/V
Secured	1,858,690				1,877,937
Unsecured					
State Assessed					
	1,858,690		19,247		1,877,937

Fund NO.	Description	Prior Year Allocation	Prior Year Factor	Adjusted Prior Year Allocation	Adjusted Prior Year Factor	Annual Tax Increment	Current Year Allocation
2014	UNIFIED SCH GEN VTA	5,496.88	.3600024235	5,496.88	.3600024235	447.43	5,944.31
2015	VTA COM COLLEGE GEN	874.59	.0572789651	874.59	.0572789651	71.19	945.78
2019	VTA COLLEGE CHILD CTR	4.50	.0002953695	4.50	.0002953695	.37	4.87
4001	COUNTY GENERAL FUND	2,779.52	.1820378959	2,779.52	.1820378959	226.24	3,005.76
4002	ERAF 92-93 SHIFT	835.98	.0547514694	835.98	.0547514694	68.05	904.03
4004	ERAF 93-94 SHIFT	1,573.25	.1030356342	1,573.25	.1030356342	128.06	1,701.31
4005	VENTURA CO OFFICE EDUC	216.79	.0141981722	216.79	.0141981722	17.65	234.44
4401	* VENTURA CO LIBRARY	250.86	.0164297353	250.86	.0164297353	20.42	271.28
6100	* VCWPD ADMIN	39.43	.0025821907	39.43	.0025821907	3.21	42.64
6120	* VCWPD ZONE 2	388.59	.0254487234	388.59	.0254487234	31.63	420.22
7770	UNITED WTR CONS DIST	97.35	.0063758944	97.35	.0063758944	7.92	105.27
8080	CITY SAN BUENAVENTURA	2,711.24	.1775635264	2,711.24	.1775635264	220.69	2,931.93
TRA 05095	Totals:	15,268.98	1.0000000000	15,268.98	1.0000000000	1,242.86	16,511.84

*** Gross Assessed Valuation Information(Assessed valuations Minus Local Exemptions) ***

	Prior Year	Transfers	Current Year
Secured	1,524,612		1,648,898
Unsecured			
State Assessed			
	1,524,612	124,286	1,648,898

Fund NO.	Description	Prior Year Allocation	Prior Year Factor	Adjusted Prior Year Allocation	Adjusted Prior Year Factor	Annual Tax Increment	Current Year Allocation
2014	UNIFIED SCH GEN VTA	4,412.22	.3599872570	4,412.22	.3599872570	45.68	4,457.90
2015	VTA COM COLLEGE GEN	701.87	.0572634597	701.87	.0572634597	7.27	709.14
2019	VTA COLLEGE CHILD CTR	3.57	.0002920250	3.57	.0002920250	.04	3.61
4001	COUNTY GENERAL FUND	2,230.40	.1819753403	2,230.40	.1819753403	23.08	2,253.48
4002	ERAF 92-93 SHIFT	671.01	.0547472759	671.01	.0547472759	6.95	677.96
4004	ERAF 93-94 SHIFT	1,263.26	.1030657135	1,263.26	.1030657135	13.08	1,276.34
4005	VENTURA CO OFFICE EDUC	174.90	.0142700027	174.90	.0142700027	1.81	176.71
4401	* VENTURA CO LIBRARY	201.20	.0164146274	201.20	.0164146274	2.08	203.28
6100	* VCWPD ADMIN	31.57	.0025781863	31.57	.0025781863	.33	31.90
6120	* VCWPD ZONE 2	312.05	.0254595897	312.05	.0254595897	3.23	315.28
7770	UNITED WTR CONS DIST	78.03	.0063651361	78.03	.0063651361	.81	78.84
8080	CITY SAN BUENAVENTURA	2,176.58	.1775813864	2,176.58	.1775813864	22.54	2,199.12
TRA 05096	Totals:	12,256.66	1.0000000000	12,256.66	1.0000000000	126.90	12,383.56

*** Gross Assessed Valuation Information(Assessed valuations Minus Local Exemptions) ***

	Prior Year	Transfers	Current Year	AVI	A/V
Secured	1,225,000				1,237,690
Unsecured					
State Assessed					
	1,225,000		12,690		1,237,690

Fund NO.	Description	Prior Year Allocation	Prior Year Factor	Adjusted Prior Year Allocation	Adjusted Prior Year Factor	Annual Tax Increment	Current Year Allocation
2014	UNIFIED SCH GEN VTA	4,320.85	.3600009019	4,320.85	.3600009019	44.69	4,365.54
2015	VTA COM COLLEGE GEN	687.55	.0572849138	687.55	.0572849138	7.11	694.66
2019	VTA COLLEGE CHILD CTR	3.58	.0002931328	3.58	.0002931328	.04	3.62
4001	COUNTY GENERAL FUND	2,185.53	.1821037444	2,185.53	.1821037444	22.60	2,208.13
4002	ERAF 92-93 SHIFT	657.03	.0547447065	657.03	.0547447065	6.80	663.83
4004	ERAF 93-94 SHIFT	1,236.85	.1030513319	1,236.85	.1030513319	12.79	1,249.64
4005	VENTURA CO OFFICE EDUC	169.92	.0141545985	169.92	.0141545985	1.76	171.68
4401	* VENTURA CO LIBRARY	197.05	.0164189899	197.05	.0164189899	2.04	199.09
6100	* VCWPD ADMIN	30.86	.0025710550	30.86	.0025710550	.32	31.18
6120	* VCWPD ZONE 2	305.32	.0254385272	305.32	.0254385272	3.16	308.48
7770	UNITED WTR CONS DIST	76.58	.0063799012	76.58	.0063799012	.79	77.37
8080	CITY SAN BUENAVENTURA	2,131.11	.1775581969	2,131.11	.1775581969	22.04	2,153.15
TRA 05097	Totals:	12,002.23	1.0000000000	12,002.23	1.0000000000	124.14	12,126.37

*** Gross Assessed Valuation Information(Assessed valuations Minus Local Exemptions) ***

	Prior Year	Transfers	Current Year	AVI	A/V
Secured	1,198,621				1,211,035
Unsecured					
State Assessed					
	1,198,621		12,414		1,211,035

Fund NO.	Description	Prior Year Allocation	Prior Year Factor	Adjusted Prior Year Allocation	Adjusted Prior Year Factor	Annual Tax Increment	Current Year Allocation
2014	UNIFIED SCH GEN VTA	7,791.53	.3600018871	7,791.53	.3600018871	80.37	7,871.90
2015	VTA COM COLLEGE GEN	1,239.76	.0572824883	1,239.76	.0572824883	12.79	1,252.55
2019	VTA COLLEGE CHILD CTR	6.37	.0002941690	6.37	.0002941690	.07	6.44
4001	COUNTY GENERAL FUND	3,939.93	.1820376276	3,939.93	.1820376276	40.62	3,980.55
4002	ERAF 92-93 SHIFT	1,185.71	.0547624003	1,185.71	.0547624003	12.23	1,197.94
4004	ERAF 93-94 SHIFT	2,230.05	.1030402303	2,230.05	.1030402303	23.00	2,253.05
4005	VENTURA CO OFFICE EDUC	307.00	.0141838241	307.00	.0141838241	3.17	310.17
4401	* VENTURA CO LIBRARY	355.56	.0164290454	355.56	.0164290454	3.67	359.23
6100	* VCWPD ADMIN	55.85	.0025808522	55.85	.0025808522	.58	56.43
6120	* VCWPD ZONE 2	550.66	.0254423766	550.66	.0254423766	5.68	556.34
7770	UNITED WTR CONS DIST	138.06	.0063818639	138.06	.0063818639	1.42	139.48
8080	CITY SAN BUENAVENTURA	3,842.55	.1775632352	3,842.55	.1775632352	39.64	3,882.19
TRA 05098	Totals:	21,643.03	1.0000000000	21,643.03	1.0000000000	223.24	21,866.27

*** Gross Assessed Valuation Information(Assessed valuations Minus Local Exemptions) ***

	Prior Year	Transfers	Current Year	AVI	A/V
Secured	2,155,760				2,178,084
Unsecured					
State Assessed					
	2,155,760		22,324		2,178,084

Fund NO.	Description	Prior Year Allocation	Prior Year Factor	Adjusted Prior Year Allocation	Adjusted Prior Year Factor	Annual Tax Increment	Current Year Allocation
2014	UNIFIED SCH GEN VTA	715.51	.3600022680	715.51	.3600022680	7.37	722.88
2015	VTA COM COLLEGE GEN	113.83	.0572692220	113.83	.0572692220	1.17	115.00
2019	VTA COLLEGE CHILD CTR	.61	.0002835110	.61	.0002835110	.01	.62
4001	COUNTY GENERAL FUND	361.82	.1820962514	361.82	.1820962514	3.72	365.54
4002	ERAF 92-93 SHIFT	108.83	.0547645377	108.83	.0547645377	1.12	109.95
4004	ERAF 93-94 SHIFT	204.83	.1030534958	204.83	.1030534958	2.11	206.94
4005	VENTURA CO OFFICE EDUC	28.11	.0141377335	28.11	.0141377335	.29	28.40
4401	* VENTURA CO LIBRARY	32.63	.0164210928	32.63	.0164210928	.34	32.97
6100	* VCWPD ADMIN	5.12	.0025802054	5.12	.0025802054	.05	5.17
6120	* VCWPD ZONE 2	50.56	.0254369310	50.56	.0254369310	.52	51.08
7770	UNITED WTR CONS DIST	12.72	.0063886325	12.72	.0063886325	.13	12.85
8080	CITY SAN BUENAVENTURA	352.92	.1775661189	352.92	.1775661189	3.63	356.55
TRA 05099	Totals:	1,987.49	1.0000000000	1,987.49	1.0000000000	20.46	2,007.95

*** Gross Assessed Valuation Information(Assessed valuations Minus Local Exemptions) ***

	Prior Year	Transfers	Current Year	
Secured	A/V		AVI	A/V
Unsecured	197,742			199,788
State Assessed				
	197,742		2,046	199,788

Fund NO.	Description	Prior Year Allocation	Prior Year Factor	Adjusted Prior Year Allocation	Adjusted Prior Year Factor	Annual Tax Increment	Current Year Allocation
2014	UNIFIED SCH GEN VTA	1,963.28	.3600012940	1,963.28	.3600012940	20.31	1,983.59
2015	VTA COM COLLEGE GEN	312.28	.0572611691	312.28	.0572611691	3.23	315.51
2019	VTA COLLEGE CHILD CTR	1.58	.0002911584	1.58	.0002911584	.02	1.60
4001	COUNTY GENERAL FUND	993.41	.1821515913	993.41	.1821515913	10.28	1,003.69
4002	ERAF 92-93 SHIFT	298.66	.0547712732	298.66	.0547712732	3.09	301.75
4004	ERAF 93-94 SHIFT	562.27	.1031021076	562.27	.1031021076	5.82	568.09
4005	VENTURA CO OFFICE EDUC	76.62	.0140481663	76.62	.0140481663	.79	77.41
4401	* VENTURA CO LIBRARY	89.55	.0164247652	89.55	.0164247652	.93	90.48
6100	* VCWPD ADMIN	13.93	.0025530346	13.93	.0025530346	.14	14.07
6120	* VCWPD ZONE 2	138.74	.0254421720	138.74	.0254421720	1.44	140.18
7770	UNITED WTR CONS DIST	34.77	.0063780554	34.77	.0063780554	.36	35.13
8080	CITY SAN BUENAVENTURA	968.43	.1775752129	968.43	.1775752129	10.02	978.45
TRA 05100	Totals:	5,453.52	1.0000000000	5,453.52	1.0000000000	56.43	5,509.95

*** Gross Assessed Valuation Information(Assessed valuations Minus Local Exemptions) ***

	Prior Year	Transfers	Current Year	
Secured	A/V		AVI	A/V
Unsecured	544,873			550,516
State Assessed				
	544,873		5,643	550,516

Fund NO.	Description	Prior Year Allocation	Prior Year Factor	Adjusted Prior Year Allocation	Adjusted Prior Year Factor	Annual Tax Increment	Current Year Allocation
2014	UNIFIED SCH GEN VTA	4,204.34	.3600006270	4,204.34	.3600006270	52.76	4,257.10
2015	VTA COM COLLEGE GEN	668.95	.0572774590	668.95	.0572774590	8.39	677.34
2019	VTA COLLEGE CHILD CTR	3.38	.0002900322	3.38	.0002900322	.04	3.42
4001	COUNTY GENERAL FUND	2,126.11	.1820475370	2,126.11	.1820475370	26.68	2,152.79
4002	ERAF 92-93 SHIFT	639.48	.0547579687	639.48	.0547579687	8.03	647.51
4004	ERAF 93-94 SHIFT	1,203.32	.1030361402	1,203.32	.1030361402	15.10	1,218.42
4005	VENTURA CO OFFICE EDUC	165.53	.0141721595	165.53	.0141721595	2.08	167.61
4401	* VENTURA CO LIBRARY	191.95	.0164354032	191.95	.0164354032	2.41	194.36
6100	* VCWPD ADMIN	30.14	.0025835278	30.14	.0025835278	.38	30.52
6120	* VCWPD ZONE 2	297.21	.0254483731	297.21	.0254483731	3.73	300.94
7770	UNITED WTR CONS DIST	74.56	.0063858364	74.56	.0063858364	.94	75.50
8080	CITY SAN BUENAVENTURA	2,073.76	.1775649359	2,073.76	.1775649359	26.02	2,099.78
TRA 05101	Totals:	11,678.73	1.0000000000	11,678.73	1.0000000000	146.56	11,825.29

*** Gross Assessed Valuation Information(Assessed valuations Minus Local Exemptions) ***

	Prior Year	Transfers	Current Year
Secured	1,165,442		1,180,098
Unsecured			
State Assessed			
	1,165,442		1,180,098

Fund NO.	Description	Prior Year Allocation	Prior Year Factor	Adjusted Prior Year Allocation	Adjusted Prior Year Factor	Annual Tax Increment	Current Year Allocation
2014	UNIFIED SCH GEN VTA	20,504.81	.3600034913	20,504.81	.3600034913	1,705.01	22,209.82
2015	VTA COM COLLEGE GEN	3,262.55	.0572802257	3,262.55	.0572802257	271.28	3,533.83
2019	VTA COLLEGE CHILD CTR	16.58	.0002909471	16.58	.0002909471	1.38	17.96
4001	COUNTY GENERAL FUND	10,369.68	.1820594680	10,369.68	.1820594680	862.26	11,231.94
4002	ERAF 92-93 SHIFT	3,119.39	.0547620117	3,119.39	.0547620117	259.36	3,378.75
4004	ERAF 93-94 SHIFT	5,869.40	.1030498306	5,869.40	.1030498306	488.05	6,357.45
4005	VENTURA CO OFFICE EDUC	806.36	.0141575396	806.36	.0141575396	67.05	873.41
4401	* VENTURA CO LIBRARY	935.70	.0164281659	935.70	.0164281659	77.81	1,013.51
6100	* VCWPD ADMIN	146.96	.0025799378	146.96	.0025799378	12.22	159.18
6120	* VCWPD ZONE 2	1,449.20	.0254436687	1,449.20	.0254436687	120.50	1,569.70
7770	UNITED WTR CONS DIST	363.39	.0063807472	363.39	.0063807472	30.22	393.61
8080	CITY SAN BUENAVENTURA	10,113.29	.1775639664	10,113.29	.1775639664	840.96	10,954.25
TRA 05102	Totals:	56,957.31	1.0000000000	56,957.31	1.0000000000	4,736.10	61,693.41

*** Gross Assessed Valuation Information(Assessed valuations Minus Local Exemptions) ***

	Prior Year	Transfers	Current Year	AVI	A/V
Secured	5,692,079				6,165,689
Unsecured					
State Assessed					
	5,692,079		473,610		6,165,689

Fund NO.	Description	Prior Year Allocation	Prior Year Factor	Adjusted Prior Year Allocation	Adjusted Prior Year Factor	Annual Tax Increment	Current Year Allocation
2014	UNIFIED SCH GEN VTA	2,552.32	.3599796549	2,552.32	.3599796549	88.20	2,640.52
2015	VTA COM COLLEGE GEN	406.03	.0572627474	406.03	.0572627474	14.03	420.06
2019	VTA COLLEGE CHILD CTR	1.81	.0002543127	1.81	.0002543127	.06	1.87
4001	COUNTY GENERAL FUND	1,292.04	.1822228142	1,292.04	.1822228142	44.65	1,336.69
4002	ERAF 92-93 SHIFT	388.31	.0547641425	388.31	.0547641425	13.42	401.73
4004	ERAF 93-94 SHIFT	731.08	.1031156462	731.08	.1031156462	25.26	756.34
4005	VENTURA CO OFFICE EDUC	99.53	.0140367519	99.53	.0140367519	3.44	102.97
4401	* VENTURA CO LIBRARY	116.43	.0164210769	116.43	.0164210769	4.02	120.45
6100	* VCWPD ADMIN	18.11	.0025560066	18.11	.0025560066	.63	18.74
6120	* VCWPD ZONE 2	180.45	.0254489354	180.45	.0254489354	6.23	186.68
7770	UNITED WTR CONS DIST	45.16	.0063710189	45.16	.0063710189	1.56	46.72
8080	CITY SAN BUENAVENTURA	1,258.96	.1775668924	1,258.96	.1775668924	43.50	1,302.46
TRA 05103	Totals:	7,090.23	1.0000000000	7,090.23	1.0000000000	245.00	7,335.23

*** Gross Assessed Valuation Information(Assessed valuations Minus Local Exemptions) ***

	Prior Year	Transfers	Current Year
Secured	A/V 708,500		AVI 733,000
Unsecured			
State Assessed			
	708,500		24,500
			733,000

Fund NO.	Description	Prior Year Allocation	Prior Year Factor	Adjusted Prior Year Allocation	Adjusted Prior Year Factor	Annual Tax Increment	Current Year Allocation
2014	UNIFIED SCH GEN VTA	2,857.74	.3599525262	2,857.74	.3599525262	29.60	2,887.34
2015	VTA COM COLLEGE GEN	454.32	.0572227873	454.32	.0572227873	4.71	459.03
2019	VTA COLLEGE CHILD CTR	2.03	.0002543234	2.03	.0002543234	.02	2.05
4001	COUNTY GENERAL FUND	1,448.07	.1823995553	1,448.07	.1823995553	15.00	1,463.07
4002	ERAF 92-93 SHIFT	434.68	.0547492583	434.68	.0547492583	4.50	439.18
4004	ERAF 93-94 SHIFT	819.39	.1032066311	819.39	.1032066311	8.49	827.88
4005	VENTURA CO OFFICE EDUC	110.83	.0139583377	110.83	.0139583377	1.15	111.98
4401	* VENTURA CO LIBRARY	130.15	.0163936552	130.15	.0163936552	1.35	131.50
6100	* VCWPD ADMIN	20.21	.0025469644	20.21	.0025469644	.21	20.42
6120	* VCWPD ZONE 2	201.73	.0254088815	201.73	.0254088815	2.09	203.82
7770	UNITED WTR CONS DIST	50.54	.0063670975	50.54	.0063670975	.52	51.06
8080	CITY SAN BUENAVENTURA	1,409.54	.1775399821	1,409.54	.1775399821	14.60	1,424.14
TRA 05104	Totals:	7,939.23	1.0000000000	7,939.23	1.0000000000	82.24	8,021.47

*** Gross Assessed Valuation Information(Assessed valuations Minus Local Exemptions) ***

	Prior Year	Transfers	Current Year	
Secured	A/V		AVI	A/V
Unsecured	793,999			802,223
State Assessed				
	793,999		8,224	802,223

Fund NO.	Description	Prior Year Allocation	Prior Year Factor	Adjusted Prior Year Allocation	Adjusted Prior Year Factor	Annual Tax Increment	Current Year Allocation
2014	UNIFIED SCH GEN VTA	4,044.15	.3600065679	4,044.15	.3600065679	41.84	4,085.99
2015	VTA COM COLLEGE GEN	643.47	.0572781259	643.47	.0572781259	6.66	650.13
2019	VTA COLLEGE CHILD CTR	3.27	.0002873484	3.27	.0002873484	.03	3.30
4001	COUNTY GENERAL FUND	2,045.28	.1820744461	2,045.28	.1820744461	21.17	2,066.45
4002	ERAF 92-93 SHIFT	615.11	.0547576484	615.11	.0547576484	6.36	621.47
4004	ERAF 93-94 SHIFT	1,158.07	.1030905808	1,158.07	.1030905808	11.98	1,170.05
4005	VENTURA CO OFFICE EDUC	158.29	.0140908265	158.29	.0140908265	1.64	159.93
4401	* VENTURA CO LIBRARY	184.68	.0164410781	184.68	.0164410781	1.91	186.59
6100	* VCWPD ADMIN	28.75	.0025597177	28.75	.0025597177	.30	29.05
6120	* VCWPD ZONE 2	285.71	.0254337905	285.71	.0254337905	2.96	288.67
7770	UNITED WTR CONS DIST	71.65	.0063777282	71.65	.0063777282	.74	72.39
8080	CITY SAN BUENAVENTURA	1,995.10	.1776021415	1,995.10	.1776021415	20.64	2,015.74
TRA 05105	Totals:	11,233.53	1.0000000000	11,233.53	1.0000000000	116.23	11,349.76

*** Gross Assessed Valuation Information(Assessed valuations Minus Local Exemptions) ***

	Prior Year	Transfers	Current Year
Secured	1,122,000		1,133,623
Unsecured			
State Assessed			
	1,122,000		11,623
			1,133,623

Fund NO.	Description	Prior Year Allocation	Prior Year Factor	Adjusted Prior Year Allocation	Adjusted Prior Year Factor	Annual Tax Increment	Current Year Allocation
2014	UNIFIED SCH GEN VTA	125,923.47	.3600033027	125,923.47	.3600033027	7,161.08	133,084.55
2015	VTA COM COLLEGE GEN	20,037.36	.0572848381	20,037.36	.0572848381	1,139.49	21,176.85
2019	VTA COLLEGE CHILD CTR	103.54	.0002960620	103.54	.0002960620	5.89	109.43
4001	COUNTY GENERAL FUND	63,669.59	.1820254131	63,669.59	.1820254131	3,620.81	67,290.40
4002	ERAF 92-93 SHIFT	19,154.56	.0547613683	19,154.56	.0547613683	1,089.30	20,243.86
4004	ERAF 93-94 SHIFT	36,040.06	.1030351127	36,040.06	.1030351127	2,049.54	38,089.60
4005	VENTURA CO OFFICE EDUC	4,962.84	.0141882437	4,962.84	.0141882437	282.23	5,245.07
4401	* VENTURA CO LIBRARY	5,746.98	.0164300927	5,746.98	.0164300927	326.82	6,073.80
6100	* VCWPD ADMIN	903.23	.0025822306	903.23	.0025822306	51.36	954.59
6120	* VCWPD ZONE 2	8,900.04	.0254443076	8,900.04	.0254443076	506.13	9,406.17
7770	UNITED WTR CONS DIST	2,232.86	.0063834995	2,232.86	.0063834995	126.98	2,359.84
8080	CITY SAN BUENAVENTURA	62,109.71	.1775655290	62,109.71	.1775655290	3,532.08	65,641.79
TRA 05106	Totals:	349,784.24	1.0000000000	349,784.24	1.0000000000	19,891.71	369,675.95

*** Gross Assessed Valuation Information(Assessed valuations Minus Local Exemptions) ***

	Prior Year	Transfers	Current Year	AVI	A/V
Secured	34,836,453				36,825,624
Unsecured	53,200				53,200
State Assessed					
	34,889,653		1,989,171		36,878,824

Fund NO.	Description	Prior Year Allocation	Prior Year Factor	Adjusted Prior Year Allocation	Adjusted Prior Year Factor	Annual Tax Increment	Current Year Allocation
2014	UNIFIED SCH GEN VTA	146,951.81	.3600037817	146,951.81	.3600037817	7,904.91	154,856.72
2015	VTA COM COLLEGE GEN	23,383.36	.0572847650	23,383.36	.0572847650	1,257.85	24,641.21
2019	VTA COLLEGE CHILD CTR	120.85	.0002960494	120.85	.0002960494	6.50	127.35
4001	COUNTY GENERAL FUND	75,043.41	.1838420839	75,043.41	.1838420839	4,036.79	79,080.20
4002	ERAF 92-93 SHIFT	22,305.58	.0546443773	22,305.58	.0546443773	1,199.87	23,505.45
4004	ERAF 93-94 SHIFT	42,049.06	.1030121287	42,049.06	.1030121287	2,261.92	44,310.98
4005	VENTURA CO OFFICE EDUC	5,792.53	.0141905774	5,792.53	.0141905774	311.59	6,104.12
4401	* VENTURA CO LIBRARY	6,706.72	.0164301614	6,706.72	.0164301614	360.77	7,067.49
6100	* VCWPD ADMIN	1,053.98	.0025820622	1,053.98	.0025820622	56.70	1,110.68
6120	* VCWPD ZONE 2	10,386.12	.0254440333	10,386.12	.0254440333	558.70	10,944.82
7770	UNITED WTR CONS DIST	2,605.46	.0063828541	2,605.46	.0063828541	140.15	2,745.61
8080	CITY SAN BUENAVENTURA	71,796.27	.1758871256	71,796.27	.1758871256	3,862.10	75,658.37
TRA 05107	Totals:	408,195.15	1.0000000000	408,195.15	1.0000000000	21,957.85	430,153.00

*** Gross Assessed Valuation Information(Assessed valuations Minus Local Exemptions) ***

	Prior Year	Transfers	Current Year	AVI	A/V
Secured	40,732,259		42,928,044		
Unsecured	11,300		11,300		
State Assessed					
	40,743,559		2,195,785	42,939,344	

Fund NO.	Description	Prior Year Allocation	Prior Year Factor	Adjusted Prior Year Allocation	Adjusted Prior Year Factor	Annual Tax Increment	Current Year Allocation
2014	UNIFIED SCH GEN VTA	22,002.79	.3506478416	22,002.79	.3506478416	226.45	22,229.24
2015	VTA COM COLLEGE GEN	3,501.12	.0557956132	3,501.12	.0557956132	36.03	3,537.15
2019	VTA COLLEGE CHILD CTR	18.04	.0002878598	18.04	.0002878598	.19	18.23
4001	COUNTY GENERAL FUND	11,125.39	.1773020302	11,125.39	.1773020302	114.50	11,239.89
4002	ERAF 92-93 SHIFT	3,430.32	.0546755847	3,430.32	.0546755847	35.31	3,465.63
4004	ERAF 93-94 SHIFT	6,401.80	.1020209653	6,401.80	.1020209653	65.89	6,467.69
4005	VENTURA CO OFFICE EDUC	866.82	.0138144834	866.82	.0138144834	8.92	875.74
4401	* VENTURA CO LIBRARY	1,004.24	.0160041363	1,004.24	.0160041363	10.34	1,014.58
6100	* VCWPD ADMIN	157.73	.0025143029	157.73	.0025143029	1.62	159.35
6120	* VCWPD ZONE 2	1,555.06	.0247822648	1,555.06	.0247822648	16.00	1,571.06
7580	VENTURA PORT	653.57	.0104152927	653.57	.0104152927	6.73	660.30
7770	UNITED WTR CONS DIST	392.69	.0062568305	392.69	.0062568305	4.04	396.73
8080	CITY SAN BUENAVENTURA	11,639.33	.1854827946	11,639.33	.1854827946	119.78	11,759.11
TRA 05108	Totals:	62,748.90	1.0000000000	62,748.90	1.0000000000	645.80	63,394.70

*** Gross Assessed Valuation Information(Assessed valuations Minus Local Exemptions) ***

	Prior Year A/V	Transfers	Current Year AVI	A/V
Secured	6,236,674			6,301,254
Unsecured				
State Assessed				
	6,236,674		64,580	6,301,254

Fund NO.	Description	Prior Year Allocation	Prior Year Factor	Adjusted Prior Year Allocation	Adjusted Prior Year Factor	Annual Tax Increment	Current Year Allocation
2014	UNIFIED SCH GEN VTA	75,850.48	.3506479772	75,850.48	.3506479772	1,363.66	77,214.14
2015	VTA COM COLLEGE GEN	12,069.52	.0557959143	12,069.52	.0557959143	216.99	12,286.51
2019	VTA COLLEGE CHILD CTR	62.31	.0002879898	62.31	.0002879898	1.12	63.43
4001	COUNTY GENERAL FUND	38,351.04	.1772977338	38,351.04	.1772977338	689.50	39,040.54
4002	ERAF 92-93 SHIFT	11,821.81	.0546750453	11,821.81	.0546750453	212.63	12,034.44
4004	ERAF 93-94 SHIFT	22,068.81	.1020191610	22,068.81	.1020191610	396.75	22,465.56
4005	VENTURA CO OFFICE EDUC	2,989.13	.0138183662	2,989.13	.0138183662	53.74	3,042.87
4401	* VENTURA CO LIBRARY	3,461.73	.0160032672	3,461.73	.0160032672	62.24	3,523.97
6100	* VCWPD ADMIN	543.97	.0025146394	543.97	.0025146394	9.78	553.75
6120	* VCWPD ZONE 2	5,360.87	.0247827169	5,360.87	.0247827169	96.38	5,457.25
7580	VENTURA PORT	2,253.10	.0104157912	2,253.10	.0104157912	40.51	2,293.61
7770	UNITED WTR CONS DIST	1,354.38	.0062575219	1,354.38	.0062575219	24.34	1,378.72
8080	CITY SAN BUENAVENTURA	40,128.01	.1854838758	40,128.01	.1854838758	721.34	40,849.35
TRA 05109	Totals:	216,315.16	1.0000000000	216,315.16	1.0000000000	3,888.98	220,204.14

*** Gross Assessed Valuation Information(Assessed valuations Minus Local Exemptions) ***

	Prior Year A/V	Transfers	Current Year AVI	A/V
Secured	21,559,640			21,948,538
Unsecured				
State Assessed				
	21,559,640		388,898	21,948,538

Fund NO.	Description	Prior Year Allocation	Prior Year Factor	Adjusted Prior Year Allocation	Adjusted Prior Year Factor	Annual Tax Increment	Current Year Allocation
2014	UNIFIED SCH GEN VTA	165,660.76	.3506482875	165,660.76	.3506482875	8,931.71	174,592.47
2015	VTA COM COLLEGE GEN	26,360.35	.0557960054	26,360.35	.0557960054	1,421.24	27,781.59
2019	VTA COLLEGE CHILD CTR	136.24	.0002883820	136.24	.0002883820	7.35	143.59
4001	COUNTY GENERAL FUND	83,762.47	.1772962040	83,762.47	.1772962040	4,516.07	88,278.54
4002	ERAF 92-93 SHIFT	25,832.24	.0546748535	25,832.24	.0546748535	1,392.68	27,224.92
4004	ERAF 93-94 SHIFT	48,197.62	.1020186320	48,197.62	.1020186320	2,598.62	50,796.24
4005	VENTURA CO OFFICE EDUC	6,528.81	.0138193531	6,528.81	.0138193531	352.01	6,880.82
4401	* VENTURA CO LIBRARY	7,560.88	.0160037951	7,560.88	.0160037951	407.65	7,968.53
6100	* VCWPD ADMIN	1,188.09	.0025148056	1,188.09	.0025148056	64.06	1,252.15
6120	* VCWPD ZONE 2	11,708.38	.0247827619	11,708.38	.0247827619	631.27	12,339.65
7580	VENTURA PORT	4,921.00	.0104160749	4,921.00	.0104160749	265.32	5,186.32
7770	UNITED WTR CONS DIST	2,956.08	.0062575332	2,956.08	.0062575332	159.39	3,115.47
8080	CITY SAN BUENAVENTURA	87,628.43	.1854833118	87,628.43	.1854833118	4,724.63	92,353.06
TRA 05110	Totals:	472,441.35	1.0000000000	472,441.35	1.0000000000	25,472.00	497,913.35

*** Gross Assessed Valuation Information(Assessed valuations Minus Local Exemptions) ***

	Prior Year A/V	Transfers	Current Year AVI	A/V
Secured	46,946,322			49,493,522
Unsecured	84,800			84,800
State Assessed				
	47,031,122		2,547,200	49,578,322

Fund NO.	Description	Prior Year Allocation	Prior Year Factor	Adjusted Prior Year Allocation	Adjusted Prior Year Factor	Annual Tax Increment	Current Year Allocation
2014	UNIFIED SCH GEN VTA	60,804.53	.3561925320	60,804.53	.3561925320	2,064.78	62,869.31
2015	VTA COM COLLEGE GEN	9,675.09	.0566766641	9,675.09	.0566766641	328.54	10,003.63
2019	VTA COLLEGE CHILD CTR	50.50	.0002957720	50.50	.0002957720	1.71	52.21
4001	COUNTY GENERAL FUND	30,741.90	.1800847523	30,741.90	.1800847523	1,043.94	31,785.84
4002	ERAF 92-93 SHIFT	9,249.99	.0541805669	9,249.99	.0541805669	314.07	9,564.06
4004	ERAF 93-94 SHIFT	17,401.43	.1019381257	17,401.43	.1019381257	590.92	17,992.35
4005	VENTURA CO OFFICE EDUC	2,398.05	.0140478203	2,398.05	.0140478203	81.43	2,479.48
4401	* VENTURA CO LIBRARY	2,775.25	.0162573685	2,775.25	.0162573685	94.24	2,869.49
6100	* VCWPD ADMIN	435.99	.0025540322	435.99	.0025540322	14.81	450.80
6120	* VCWPD ZONE 2	4,297.66	.0251757329	4,297.66	.0251757329	145.94	4,443.60
7580	VENTURA PORT	1,808.80	.0105959027	1,808.80	.0105959027	61.42	1,870.22
7770	UNITED WTR CONS DIST	1,078.10	.0063160923	1,078.10	.0063160923	36.61	1,114.71
8080	CITY SAN BUENAVENTURA	29,989.58	.1756846381	29,989.58	.1756846381	1,018.41	31,007.99
TRA 05111	Totals:	170,706.87	1.0000000000	170,706.87	1.0000000000	5,796.82	176,503.69

*** Gross Assessed Valuation Information(Assessed valuations Minus Local Exemptions) ***

	Prior Year A/V	Transfers	Current Year AVI	A/V
Secured	14,316,868		14,603,250	
Unsecured	2,872,200		3,165,500	
State Assessed				
	17,189,068		579,682	17,768,750

Fund NO.	Description	Prior Year Allocation	Prior Year Factor	Adjusted Prior Year Allocation	Adjusted Prior Year Factor	Annual Tax Increment	Current Year Allocation
2014	UNIFIED SCH GEN VTA	33,728.56	.3600032892	33,728.56	.3600032892	417.15	34,145.71
2015	VTA COM COLLEGE GEN	5,366.91	.0572841111	5,366.91	.0572841111	66.38	5,433.29
2019	VTA COLLEGE CHILD CTR	27.68	.0002955628	27.68	.0002955628	.34	28.02
4001	COUNTY GENERAL FUND	17,054.34	.1820277799	17,054.34	.1820277799	210.92	17,265.26
4002	ERAF 92-93 SHIFT	5,131.33	.0547606107	5,131.33	.0547606107	63.45	5,194.78
4004	ERAF 93-94 SHIFT	9,653.31	.1030359984	9,653.31	.1030359984	119.39	9,772.70
4005	VENTURA CO OFFICE EDUC	1,329.38	.0141894103	1,329.38	.0141894103	16.44	1,345.82
4401	* VENTURA CO LIBRARY	1,539.27	.0164294267	1,539.27	.0164294267	19.04	1,558.31
6100	* VCWPD ADMIN	241.89	.0025817632	241.89	.0025817632	2.99	244.88
6120	* VCWPD ZONE 2	2,383.84	.0254438810	2,383.84	.0254438810	29.48	2,413.32
7770	UNITED WTR CONS DIST	597.96	.0063835713	597.96	.0063835713	7.40	605.36
8080	CITY SAN BUENAVENTURA	16,635.09	.1775645954	16,635.09	.1775645954	205.75	16,840.84
TRA 05112	Totals:	93,689.56	1.0000000000	93,689.56	1.0000000000	1,158.73	94,848.29

*** Gross Assessed Valuation Information(Assessed valuations Minus Local Exemptions) ***

	Prior Year	Transfers	Current Year	AVI	A/V
Secured	9,313,699				9,405,572
Unsecured	26,800				50,800
State Assessed					
	9,340,499		115,873		9,456,372

Fund NO.	Description	Prior Year Allocation	Prior Year Factor	Adjusted Prior Year Allocation	Adjusted Prior Year Factor	Annual Tax Increment	Current Year Allocation
2014	UNIFIED SCH GEN VTA	48,918.55	.3600010307	48,918.55	.3600010307	2,291.65	51,210.20
2015	VTA COM COLLEGE GEN	7,784.02	.0572840033	7,784.02	.0572840033	364.65	8,148.67
2019	VTA COLLEGE CHILD CTR	40.06	.0002947804	40.06	.0002947804	1.88	41.94
4001	COUNTY GENERAL FUND	24,773.85	.1823154432	24,773.85	.1823154432	1,160.57	25,934.42
4002	ERAF 92-93 SHIFT	7,449.46	.0548219505	7,449.46	.0548219505	348.98	7,798.44
4004	ERAF 93-94 SHIFT	14,000.98	.1030359416	14,000.98	.1030359416	655.89	14,656.87
4005	VENTURA CO OFFICE EDUC	1,926.86	.0141801053	1,926.86	.0141801053	90.27	2,017.13
4401	* VENTURA CO LIBRARY	2,232.68	.0164308282	2,232.68	.0164308282	104.59	2,337.27
6100	* VCWPD ADMIN	350.88	.0025822978	350.88	.0025822978	16.44	367.32
6120	* VCWPD ZONE 2	3,457.18	.0254419904	3,457.18	.0254419904	161.96	3,619.14
7770	UNITED WTR CONS DIST	866.12	.0063738316	866.12	.0063738316	40.57	906.69
8080	CITY SAN BUENAVENTURA	24,083.86	.1772377970	24,083.86	.1772377970	1,128.24	25,212.10
TRA 05113	Totals:	135,884.50	1.0000000000	135,884.50	1.0000000000	6,365.69	142,250.19

*** Gross Assessed Valuation Information(Assessed valuations Minus Local Exemptions) ***

	Prior Year	Transfers	Current Year	AVI	A/V
Secured	13,567,869				14,204,438
Unsecured					
State Assessed					
	13,567,869		636,569		14,204,438

Fund NO.	Description	Prior Year Allocation	Prior Year Factor	Adjusted Prior Year Allocation	Adjusted Prior Year Factor	Annual Tax Increment	Current Year Allocation
2014	UNIFIED SCH GEN VTA		.3599885899		.3599885899		
2015	VTA COM COLLEGE GEN		.0571455738		.0571455738		
2019	VTA COLLEGE CHILD CTR		.0001901682		.0001901682		
4001	COUNTY GENERAL FUND		.1829071739		.1829071739		
4002	ERAF 92-93 SHIFT		.0546844856		.0546844856		
4004	ERAF 93-94 SHIFT		.1034059420		.1034059420		
4005	VENTURA CO OFFICE EDUC		.0138552738		.0138552738		
4401	* VENTURA CO LIBRARY		.0164158687		.0164158687		
6100	* VCWPD ADMIN		.0024904416		.0024904416		
6120	* VCWPD ZONE 2		.0253253359		.0253253359		
7770	UNITED WTR CONS DIST		.0063137956		.0063137956		
8080	CITY SAN BUENAVENTURA		.1772773510		.1772773510		
TRA 05114 Totals:			1.0000000000		1.0000000000		

No Taxable Parcels Within TRA=05114

Fund NO.	Description	Prior Year Allocation	Prior Year Factor	Adjusted Prior Year Allocation	Adjusted Prior Year Factor	Annual Tax Increment	Current Year Allocation
2014	UNIFIED SCH GEN VTA	20,001.37	.3600016065	20,001.37	.3600016065	206.30	20,207.67
2015	VTA COM COLLEGE GEN	3,182.57	.0572824431	3,182.57	.0572824431	32.83	3,215.40
2019	VTA COLLEGE CHILD CTR	16.47	.0002957596	16.47	.0002957596	.17	16.64
4001	COUNTY GENERAL FUND	10,116.83	.1820625033	10,116.83	.1820625033	104.34	10,221.17
4002	ERAF 92-93 SHIFT	3,049.24	.0547596281	3,049.24	.0547596281	31.38	3,080.62
4004	ERAF 93-94 SHIFT	5,724.59	.1030483109	5,724.59	.1030483109	59.05	5,783.64
4005	VENTURA CO OFFICE EDUC	787.72	.0141779445	787.72	.0141779445	8.12	795.84
4401	* VENTURA CO LIBRARY	912.83	.0164291349	912.83	.0164291349	9.41	922.24
6100	* VCWPD ADMIN	143.40	.0025810928	143.40	.0025810928	1.48	144.88
6120	* VCWPD ZONE 2	1,413.55	.0254422347	1,413.55	.0254422347	14.58	1,428.13
7770	UNITED WTR CONS DIST	353.73	.0063818947	353.73	.0063818947	3.66	357.39
8080	CITY SAN BUENAVENTURA	9,856.87	.1775374469	9,856.87	.1775374469	101.74	9,958.61
TRA 05115	Totals:	55,559.17	1.0000000000	55,559.17	1.0000000000	573.06	56,132.23

*** Gross Assessed Valuation Information(Assessed valuations Minus Local Exemptions) ***

	Prior Year	Current Year
Secured	5,531,679	5,588,985
Unsecured		
State Assessed		
	5,531,679	5,588,985

Fund NO.	Description	Prior Year Allocation	Prior Year Factor	Adjusted Prior Year Allocation	Adjusted Prior Year Factor	Annual Tax Increment	Current Year Allocation
2014	UNIFIED SCH GEN VTA	5,318.97	.3091804332	5,318.97	.3091804332	15.27	5,334.24
2015	VTA COM COLLEGE GEN	846.40	.0491981188	846.40	.0491981188	2.43	848.83
2019	VTA COLLEGE CHILD CTR	4.35	.0002532256	4.35	.0002532256	.01	4.36
4001	COUNTY GENERAL FUND	2,841.77	.1651906004	4,564.16	.2653109792	13.12	4,577.28
	Negotiated Revenue:	1,722.39					
4002	ERAF 92-93 SHIFT	1,281.31	.0744687818	1,281.31	.0744687818	3.68	1,284.99
4004	ERAF 93-94 SHIFT	1,589.43	.0923893610	1,589.43	.0923893610	4.56	1,593.99
4005	VENTURA CO OFFICE EDUC	209.39	.0121708069	209.39	.0121708069	.60	209.99
4401	* VENTURA CO LIBRARY	243.02	.0141253251	243.02	.0141253251	.70	243.72
6100	* VCWPD ADMIN	38.15	.0022171934	38.15	.0022171934	.11	38.26
6120	* VCWPD ZONE 2	375.87	.0218485134	375.87	.0218485134	1.08	376.95
7560	MONTALVO CSD	1,722.39	.1001203788				
	Negotiated Revenue:	1,722.39					
7770	UNITED WTR CONS DIST	109.35	.0063606086	109.35	.0063606086	.31	109.66
8080	CITY SAN BUENAVENTURA	2,623.04	.1524766530	2,623.04	.1524766530	7.53	2,630.57
TRA 05116	Totals:	17,203.44	1.0000000000	17,203.44	1.0000000000	49.40	17,252.84

*** Gross Assessed Valuation Information(Assessed valuations Minus Local Exemptions) ***

	Prior Year A/V	Transfers	Current Year AVI	A/V
Secured	1,548,904			1,564,944
Unsecured	135,400			124,300
State Assessed				
	1,684,304		4,940	1,689,244

Fund NO.	Description	Prior Year Allocation	Prior Year Factor	Adjusted Prior Year Allocation	Adjusted Prior Year Factor	Annual Tax Increment	Current Year Allocation
2014	UNIFIED SCH GEN VTA	92,575.49	.3600023136	92,575.49	.3600023136	1,614.61	94,190.10
2015	VTA COM COLLEGE GEN	14,730.76	.0572843730	14,730.76	.0572843730	256.92	14,987.68
2019	VTA COLLEGE CHILD CTR	75.94	.0002952959	75.94	.0002952959	1.32	77.26
4001	COUNTY GENERAL FUND	46,816.15	.1820556030	46,816.15	.1820556030	816.54	47,632.69
4002	ERAF 92-93 SHIFT	14,081.67	.0547590064	14,081.67	.0547590064	245.59	14,327.26
4004	ERAF 93-94 SHIFT	26,498.42	.1030457809	26,498.42	.1030457809	462.16	26,960.58
4005	VENTURA CO OFFICE EDUC	3,647.27	.0141833163	3,647.27	.0141833163	63.61	3,710.88
4401	* VENTURA CO LIBRARY	4,224.70	.0164287191	4,224.70	.0164287191	73.68	4,298.38
6100	* VCWPD ADMIN	663.89	.0025816934	663.89	.0025816934	11.58	675.47
6120	* VCWPD ZONE 2	6,542.85	.0254434483	6,542.85	.0254434483	114.11	6,656.96
7770	UNITED WTR CONS DIST	1,641.51	.0063834962	1,641.51	.0063834962	28.63	1,670.14
8080	CITY SAN BUENAVENTURA	45,653.79	.1775369539	45,653.79	.1775369539	796.25	46,450.04
TRA 05117	Totals:	257,152.44	1.0000000000	257,152.44	1.0000000000	4,485.00	261,637.44

*** Gross Assessed Valuation Information(Assessed valuations Minus Local Exemptions) ***

	Prior Year	Transfers	Current Year	AVI	A/V
Secured	25,713,193				26,161,693
Unsecured					
State Assessed					
	25,713,193		448,500		26,161,693

Fund NO.	Description	Prior Year Allocation	Prior Year Factor	Adjusted Prior Year Allocation	Adjusted Prior Year Factor	Annual Tax Increment	Current Year Allocation
2014	UNIFIED SCH GEN VTA	6,082.96	.3134823347	6,082.96	.3134823347	1,333.92	7,416.88
2015	VTA COM COLLEGE GEN	967.91	.0498807764	967.91	.0498807764	212.25	1,180.16
2019	VTA COLLEGE CHILD CTR	4.92	.0002518807	4.92	.0002518807	1.07	5.99
4001	COUNTY GENERAL FUND	3,076.78	.1585616775	5,045.96	.2600425373	1,106.54	6,152.50
	Negotiated Revenue:	1,969.18					
4002	ERAF 92-93 SHIFT	1,446.14	.0745261568	1,446.14	.0745261568	317.12	1,763.26
4004	ERAF 93-94 SHIFT	1,741.44	.0897449781	1,741.44	.0897449781	381.88	2,123.32
4005	VENTURA CO OFFICE EDUC	239.41	.0123382425	239.41	.0123382425	52.50	291.91
4401	* VENTURA CO LIBRARY	277.78	.0143145270	277.78	.0143145270	60.91	338.69
6100	* VCWPD ADMIN	43.58	.0022469122	43.58	.0022469122	9.56	53.14
6120	* VCWPD ZONE 2	429.97	.0221589656	429.97	.0221589656	94.29	524.26
7560	MONTALVO CSD	1,969.18	.1014808598				
	Negotiated Revenue:	1,969.18					
7770	UNITED WTR CONS DIST	124.64	.0064229249	124.64	.0064229249	27.33	151.97
8080	CITY SAN BUENAVENTURA	2,999.73	.1545897638	2,999.73	.1545897638	657.81	3,657.54
TRA 05118	Totals:	19,404.44	1.0000000000	19,404.44	1.0000000000	4,255.18	23,659.62

*** Gross Assessed Valuation Information(Assessed valuations Minus Local Exemptions) ***

	Prior Year A/V	Transfers	Current Year AVI	A/V
Secured	1,929,828			2,355,346
Unsecured				
State Assessed				
	1,929,828		425,518	2,355,346

Fund NO.	Description	Prior Year Allocation	Prior Year Factor	Adjusted Prior Year Allocation	Adjusted Prior Year Factor	Annual Tax Increment	Current Year Allocation
2014	UNIFIED SCH GEN VTA	4,727.15	.3091791593	4,727.15	.3091791593	40.19	4,767.34
2015	VTA COM COLLEGE GEN	752.10	.0491941661	752.10	.0491941661	6.39	758.49
2019	VTA COLLEGE CHIL D CTR	3.80	.0002501133	3.80	.0002501133	.03	3.83
4001	COUNTY GENERAL FUND	2,525.80	.1652047467	4,056.54	.2653219156	34.48	4,091.02
	Negotiated Revenue:	1,530.74					
4002	ERAF 92-93 SHIFT	1,136.97	.0744669417	1,136.97	.0744669417	9.68	1,146.65
4004	ERAF 93-94 SHIFT	1,412.78	.0923974575	1,412.78	.0923974575	12.01	1,424.79
4005	VENTURA CO OFFICE EDUC	185.98	.0121654117	185.98	.0121654117	1.58	187.56
4401	* VENTURA CO LIBRARY	215.87	.0141195439	215.87	.0141195439	1.84	217.71
6100	* VCWPD ADMIN	33.87	.0022173345	33.87	.0022173345	.29	34.16
6120	* VCWPD ZONE 2	334.10	.0218516903	334.10	.0218516903	2.84	336.94
7560	MONTALVO CSD	1,530.74	.1001171689				
	Negotiated Revenue:	1,530.74					
7770	UNITED WTR CONS DIST	98.15	.0063622910	98.15	.0063622910	.83	98.98
8080	CITY SAN BUENAVENTURA	2,331.96	.1524739751	2,331.96	.1524739751	19.82	2,351.78
TRA 05119	Totals:	15,289.27	1.0000000000	15,289.27	1.0000000000	129.98	15,419.25

*** Gross Assessed Valuation Information(Assessed valuations Minus Local Exemptions) ***

	Prior Year A/V	Transfers	Current Year AVI	A/V
Secured	1,456,560			1,471,648
Unsecured	55,990			53,900
State Assessed				
	1,512,550		12,998	1,525,548

Fund NO.	Description	Prior Year Allocation	Prior Year Factor	Adjusted Prior Year Allocation	Adjusted Prior Year Factor	Annual Tax Increment	Current Year Allocation
2014	UNIFIED SCH GEN VTA	2,049.50	.3091829533	2,049.50	.3091829533	19.07	2,068.57
2015	VTA COM COLLEGE GEN	326.12	.0491979276	326.12	.0491979276	3.03	329.15
2019	VTA COLLEGE CHILD CTR	1.69	.0002538748	1.69	.0002538748	.02	1.71
4001	COUNTY GENERAL FUND	1,094.96	.1651750649	1,758.60	.2652919778	16.36	1,774.96
	Negotiated Revenue:	663.64					
4002	ERAF 92-93 SHIFT	493.32	.0744687540	493.32	.0744687540	4.59	497.91
4004	ERAF 93-94 SHIFT	612.42	.0923871153	612.42	.0923871153	5.70	618.12
4005	VENTURA CO OFFICE EDUC	80.71	.0121792612	80.71	.0121792612	.75	81.46
4401	* VENTURA CO LIBRARY	93.62	.0141231629	93.62	.0141231629	.87	94.49
6100	* VCWPD ADMIN	14.68	.0022179441	14.68	.0022179441	.14	14.82
6120	* VCWPD ZONE 2	144.83	.0218525649	144.83	.0218525649	1.35	146.18
7560	MONTALVO CSD	663.64	.1001169129				
	Negotiated Revenue:	663.64-					
7770	UNITED WTR CONS DIST	42.35	.0063614980	42.35	.0063614980	.39	42.74
8080	CITY SAN BUENAVENTURA	1,010.90	.1524829661	1,010.90	.1524829661	9.40	1,020.30
TRA 05120	Totals:	6,628.74	1.0000000000	6,628.74	1.0000000000	61.67	6,690.41

*** Gross Assessed Valuation Information(Assessed valuations Minus Local Exemptions) ***

	Prior Year A/V	Transfers	Current Year AVI	A/V
Secured	595,443			601,610
Unsecured				
State Assessed				
	595,443		6,167	601,610

Fund NO.	Description	Prior Year Allocation	Prior Year Factor	Adjusted Prior Year Allocation	Adjusted Prior Year Factor	Annual Tax Increment	Current Year Allocation
2014	UNIFIED SCH GEN VTA	374,431.46	.3388026516	374,431.46	.3388026516	45,579.03	420,010.49
2015	VTA COM COLLEGE GEN	59,577.36	.0539083027	59,577.36	.0539083027	7,252.27	66,829.63
2019	VTA COLLEGE CHILD CTR	304.31	.0002753566	304.31	.0002753566	37.04	341.35
4001	COUNTY GENERAL FUND	189,748.54	.1716930980	189,748.54	.1716930980	23,097.80	212,846.34
4002	ERAF 92-93 SHIFT	70,735.46	.0640046483	70,735.46	.0640046483	8,610.53	79,345.99
4004	ERAF 93-94 SHIFT	109,469.25	.0990527745	109,469.25	.0990527745	13,325.54	122,794.79
4005	VENTURA CO OFFICE EDUC	14,732.70	.0133308144	14,732.70	.0133308144	1,793.39	16,526.09
4401	* VENTURA CO LIBRARY	17,096.59	.0154697805	17,096.59	.0154697805	2,081.15	19,177.74
6100	* VCWPD ADMIN	2,681.51	.0024263612	2,681.51	.0024263612	326.42	3,007.93
6110	* VCWPD ZONE 1	26,842.23	.0242880713	26,842.23	.0242880713	3,267.47	30,109.70
7580	VENTURA PORT	11,118.40	.0100604211	11,118.40	.0100604211	1,353.43	12,471.83
8080	CITY SAN BUENAVENTURA	201,484.46	.1823123217	201,484.46	.1823123217	24,526.43	226,010.89
8604	CASITAS MUN WTR	26,938.75	.0243753981	26,938.75	.0243753981	3,279.22	30,217.97
TRA 05121	Totals:	1,105,161.02	1.0000000000	1,105,161.02	1.0000000000	134,529.72	1,239,690.74

*** Gross Assessed Valuation Information(Assessed valuations Minus Local Exemptions) ***

	Prior Year A/V	Transfers	Current Year AVI	A/V
Secured	110,517,081			123,960,953
Unsecured	16,000			25,100
State Assessed				
	110,533,081		13,452,972	123,986,053

Fund NO.	Description	Prior Year Allocation	Prior Year Factor	Adjusted Prior Year Allocation	Adjusted Prior Year Factor	Annual Tax Increment	Current Year Allocation
2014	UNIFIED SCH GEN VTA	4,285.29	.3593947036	4,285.29	.3593947036	44.31	4,329.60
2015	VTA COM COLLEGE GEN	676.60	.0567465321	676.60	.0567465321	7.00	683.60
4001	COUNTY GENERAL FUND	2,209.80	.1853194280	2,209.80	.1853194280	22.84	2,232.64
4002	ERAF 92-93 SHIFT	652.65	.0546890103	652.65	.0546890103	6.74	659.39
4004	ERAF 93-94 SHIFT	1,246.35	.1045330634	1,246.35	.1045330634	12.89	1,259.24
4005	VENTURA CO OFFICE EDUC	142.82	.0119787411	142.82	.0119787411	1.48	144.30
4401	* VENTURA CO LIBRARY	193.39	.0162189522	193.39	.0162189522	2.00	195.39
6100	* VCWPD ADMIN	25.84	.0021647548	25.84	.0021647548	.27	26.11
6120	* VCWPD ZONE 2	299.66	.0251288879	299.66	.0251288879	3.10	302.76
7770	UNITED WTR CONS DIST	73.99	.0062156983	73.99	.0062156983	.77	74.76
8080	CITY SAN BUENAVENTURA	2,117.21	.1776102283	2,117.21	.1776102283	21.90	2,139.11
TRA 05122	Totals:	11,923.60	1.0000000000	11,923.60	1.0000000000	123.30	12,046.90

*** Gross Assessed Valuation Information(Assessed valuations Minus Local Exemptions) ***

	Prior Year A/V	Transfers	Current Year AVI	A/V
Secured	1,190,435			1,202,765
Unsecured				
State Assessed				
	1,190,435		12,330	1,202,765

Fund NO.	Description	Prior Year Allocation	Prior Year Factor	Adjusted Prior Year Allocation	Adjusted Prior Year Factor	Annual Tax Increment	Current Year Allocation
2014	UNIFIED SCH GEN VTA		.3387536971		.3387536971		
2015	VTA COM COLLEGE GEN		.0538735925		.0538735925		
2019	VTA COLLEGE CHILD CTR		.0001396347		.0001396347		
4001	COUNTY GENERAL FUND		.0243337196		.0243337196		
4002	ERAF 92-93 SHIFT		.0624841250		.0624841250		
4004	ERAF 93-94 SHIFT		.1236134271		.1236134271		
4005	VENTURA CO OFFICE EDUC		.0131225984		.0131225984		
4401	* VENTURA CO LIBRARY		.0153991155		.0153991155		
6100	* VCWPD ADMIN		.0023464658		.0023464658		
6110	* VCWPD ZONE 1		.0241888760		.0241888760		
7580	VENTURA PORT		.0099648375		.0099648375		
8080	CITY SAN BUENAVENTURA		.0711518923		.0711518923		
8604	CASITAS MUN WTR		.2606280185		.2606280185		
TRA 05123	Totals:		1.0000000000		1.0000000000		

Fund NO.	Description	Prior Year Allocation	Prior Year Factor	Adjusted Prior Year Allocation	Adjusted Prior Year Factor	Annual Tax Increment	Current Year Allocation
2014	UNIFIED SCH GEN VTA	19,377.82	.3422574310	19,377.82	.3422574310	3,654.41	23,032.23
2015	VTA COM COLLEGE GEN	3,083.46	.0544609875	3,083.46	.0544609875	581.50	3,664.96
2019	VTA COLLEGE CHILD CTR	15.95	.0002815691	15.95	.0002815691	3.01	18.96
4001	COUNTY GENERAL FUND	9,798.98	.1730732371	9,798.98	.1730732371	1,847.97	11,646.95
4002	ERAF 92-93 SHIFT	3,685.55	.0650981384	3,685.55	.0650981384	695.08	4,380.63
4004	ERAF 93-94 SHIFT	5,660.00	.0999677659	5,660.00	.0999677659	1,067.39	6,727.39
4005	VENTURA CO OFFICE EDUC	775.15	.0136909961	775.15	.0136909961	146.18	921.33
4401	* VENTURA CO LIBRARY	884.80	.0156271917	884.80	.0156271917	166.86	1,051.66
6100	* VCWPD ADMIN	138.97	.0024546372	138.97	.0024546372	26.21	165.18
6110	* VCWPD ZONE 1	1,389.25	.0245372099	1,389.25	.0245372099	261.99	1,651.24
8080	CITY SAN BUENAVENTURA	10,413.57	.1839261688	10,413.57	.1839261688	1,963.85	12,377.42
8604	CASITAS MUN WTR	1,394.24	.0246246673	1,394.24	.0246246673	262.93	1,657.17
TRA 05124	Totals:	56,617.74	1.0000000000	56,617.74	1.0000000000	10,677.38	67,295.12

*** Gross Assessed Valuation Information(Assessed valuations Minus Local Exemptions) ***

	Prior Year	Transfers	Current Year	AVI	A/V
Secured	1,925,236				3,055,774
Unsecured	632,900				570,100
State Assessed					
	2,558,136		1,067,738		3,625,874

Fund NO.	Description	Prior Year Allocation	Prior Year Factor	Adjusted Prior Year Allocation	Adjusted Prior Year Factor	Annual Tax Increment	Current Year Allocation
2014	UNIFIED SCH GEN VTA	837,446.53	.3600031198	837,446.53	.3600031198	30,577.94	868,024.47
2015	VTA COM COLLEGE GEN	133,256.79	.0572846843	133,256.79	.0572846843	4,865.65	138,122.44
2019	VTA COLLEGE CHILD CTR	688.01	.0002957675	688.01	.0002957675	25.12	713.13
4001	COUNTY GENERAL FUND	423,493.50	.1820478549	423,493.50	.1820478549	15,462.78	438,956.28
4002	ERAF 92-93 SHIFT	127,386.45	.0547422720	127,386.45	.0547422720	4,649.70	132,036.15
4004	ERAF 93-94 SHIFT	239,640.45	.1030189806	239,640.45	.1030189806	8,750.22	248,390.67
4005	VENTURA CO OFFICE EDUC	33,501.24	.0144015714	33,501.24	.0144015714	1,223.24	34,724.48
4401	* VENTURA CO LIBRARY	38,220.08	.0164300043	38,220.08	.0164300043	1,395.53	39,615.61
6100	* VCWPD ADMIN	6,005.56	.0025816737	6,005.56	.0025816737	219.28	6,224.84
6120	* VCWPD ZONE 2	59,188.40	.0254440145	59,188.40	.0254440145	2,161.16	61,349.56
7770	UNITED WTR CONS DIST	14,842.39	.0063827201	14,842.39	.0063827201	542.14	15,384.53
8080	CITY SAN BUENAVENTURA	412,550.82	.1773673369	412,550.82	.1773673369	15,065.22	427,616.04
TRA 05125	Totals:	2,326,220.22	1.0000000000	2,326,220.22	1.0000000000	84,937.98	2,411,158.20

*** Gross Assessed Valuation Information(Assessed valuations Minus Local Exemptions) ***

	Prior Year	Transfers	Current Year	AVI	A/V
Secured	231,991,900		240,485,698		
Unsecured	33,000		33,000		
State Assessed					
	232,024,900		8,493,798	240,518,698	

Fund NO.	Description	Prior Year Allocation	Prior Year Factor	Adjusted Prior Year Allocation	Adjusted Prior Year Factor	Annual Tax Increment	Current Year Allocation
2014	UNIFIED SCH GEN VTA	294.11	.3599868665	294.11	.3599868665	2.75	296.86
2015	VTA COM COLLEGE GEN	46.78	.0572835722	46.78	.0572835722	.44	47.22
2019	VTA COLLEGE CHILD CTR	.13	.0002845572	.13	.0002845572		.13
4001	COUNTY GENERAL FUND	148.93	.1821895176	148.93	.1821895176	1.39	150.32
4002	ERAF 92-93 SHIFT	44.70	.0547246048	44.70	.0547246048	.42	45.12
4004	ERAF 93-94 SHIFT	84.23	.1030736424	84.23	.1030736424	.79	85.02
4005	VENTURA CO OFFICE EDUC	11.68	.0142836134	11.68	.0142836134	.11	11.79
4401	* VENTURA CO LIBRARY	13.42	.0164344277	13.42	.0164344277	.13	13.55
6100	* VCWPD ADMIN	2.13	.0025989081	2.13	.0025989081	.02	2.15
6120	* VCWPD ZONE 2	20.80	.0254468626	20.80	.0254468626	.19	20.99
7770	UNITED WTR CONS DIST	5.21	.0063605280	5.21	.0063605280	.05	5.26
8080	CITY SAN BUENAVENTURA	144.86	.1773328995	144.86	.1773328995	1.35	146.21
TRA 05126	Totals:	816.98	1.0000000000	816.98	1.0000000000	7.64	824.62

*** Gross Assessed Valuation Information(Assessed valuations Minus Local Exemptions) ***

	Prior Year	Transfers	Current Year
Secured	A/V 73,945		AVI 74,709
Unsecured			
State Assessed			
	73,945		764 74,709

Fund NO.	Description	Prior Year Allocation	Prior Year Factor	Adjusted Prior Year Allocation	Adjusted Prior Year Factor	Annual Tax Increment	Current Year Allocation
2014	UNIFIED SCH GEN VTA	154,468.65	.3091830991	154,468.65	.3091830991	11,262.41	165,731.06
2015	VTA COM COLLEGE GEN	24,579.48	.0491981343	24,579.48	.0491981343	1,792.11	26,371.59
2019	VTA COLLEGE CHILD CTR	127.09	.0002543226	127.09	.0002543226	9.26	136.35
4001	COUNTY GENERAL FUND	82,520.98	.1651718035	132,541.24	.2652922411	9,663.63	142,204.87
	Negotiated Revenue:	50,020.26					
4002	ERAF 92-93 SHIFT	37,204.15	.0744539119	37,204.15	.0744539119	2,712.08	39,916.23
4004	ERAF 93-94 SHIFT	46,143.02	.0923600932	46,143.02	.0923600932	3,364.34	49,507.36
4005	VENTURA CO OFFICE EDUC	6,179.79	.0123694239	6,179.79	.0123694239	450.57	6,630.36
4401	* VENTURA CO LIBRARY	7,057.33	.0141260308	7,057.33	.0141260308	514.56	7,571.89
6100	* VCWPD ADMIN	1,107.93	.0022176329	1,107.93	.0022176329	80.78	1,188.71
6120	* VCWPD ZONE 2	10,917.49	.0218523326	10,917.49	.0218523326	796.00	11,713.49
7560	MONTALVO CSD	50,020.26	.1001204376				
	Negotiated Revenue:	50,020.26-					
7770	UNITED WTR CONS DIST	3,174.33	.0063614219	3,174.33	.0063614219	231.72	3,406.05
8080	CITY SAN BUENAVENTURA	76,101.94	.1523313557	76,101.94	.1523313557	5,548.87	81,650.81
TRA 05127	Totals:	499,602.44	1.0000000000	499,602.44	1.0000000000	36,426.33	536,028.77

*** Gross Assessed Valuation Information(Assessed valuations Minus Local Exemptions) ***

	Prior Year A/V	Transfers	Current Year AVI	A/V
Secured	48,987,131			52,602,564
Unsecured	27,800			55,000
State Assessed				
	49,014,931		3,642,633	52,657,564

Fund NO.	Description	Prior Year Allocation	Prior Year Factor	Adjusted Prior Year Allocation	Adjusted Prior Year Factor	Annual Tax Increment	Current Year Allocation
2014	UNIFIED SCH GEN VTA	69,819.02	.3134877432	69,819.02	.3134877432	1,663.66	71,482.68
2015	VTA COM COLLEGE GEN	11,109.87	.0498833636	11,109.87	.0498833636	264.73	11,374.60
2019	VTA COLLEGE CHLD CTR	57.37	.0002577213	57.37	.0002577213	1.37	58.74
4001	COUNTY GENERAL FUND	35,306.11	.1585224855	57,909.16	.2600104308	1,379.87	59,289.03
	Negotiated Revenue:	22,603.05					
4002	ERAF 92-93 SHIFT	16,600.22	.0745174967	16,600.22	.0745174967	395.46	16,995.68
4004	ERAF 93-94 SHIFT	19,978.98	.0897064919	19,978.98	.0897064919	476.07	20,455.05
4005	VENTURA CO OFFICE EDUC	2,793.04	.0125408221	2,793.04	.0125408221	66.55	2,859.59
4401	* VENTURA CO LIBRARY	3,189.84	.0143225291	3,189.84	.0143225291	76.01	3,265.85
6100	* VCWPD ADMIN	500.78	.0022485481	500.78	.0022485481	11.93	512.71
6120	* VCWPD ZONE 2	4,934.64	.0221566137	4,934.64	.0221566137	117.58	5,052.22
7560	MONTALVO CSD	22,603.05	.1014879453				
	Negotiated Revenue:	22,603.05-					
7770	UNITED WTR CONS DIST	1,427.24	.0064181909	1,427.24	.0064181909	34.06	1,461.30
8080	CITY SAN BUENAVENTURA	34,396.74	.1544500486	34,396.74	.1544500486	819.66	35,216.40
TRA 05128	Totals:	222,716.90	1.0000000000	222,716.90	1.0000000000	5,306.95	228,023.85

*** Gross Assessed Valuation Information(Assessed valuations Minus Local Exemptions) ***

	Prior Year A/V	Transfers	Current Year AVI	A/V
Secured	21,925,435			22,478,790
Unsecured	81,560			58,900
State Assessed				
	22,006,995		530,695	22,537,690

Fund NO.	Description	Prior Year Allocation	Prior Year Factor	Adjusted Prior Year Allocation	Adjusted Prior Year Factor	Annual Tax Increment	Current Year Allocation
2014	UNIFIED SCH GEN VTA	101,127.12	.3085833352	101,127.12	.3085833352	11,450.73	112,577.85
2015	VTA COM COLLEGE GEN	16,091.65	.0491026885	16,091.65	.0491026885	1,822.07	17,913.72
2019	VTA COLLEGE CHIL D CTR	83.14	.0002537085	83.14	.0002537085	9.41	92.55
4001	COUNTY GENERAL FUND	54,388.83	.1659571767	87,136.37	.2658859879	9,866.37	97,002.74
	Negotiated Revenue:	32,747.54					
4002	ERAF 92-93 SHIFT	24,399.53	.0743951037	24,399.53	.0743951037	2,760.61	27,160.14
4004	ERAF 93-94 SHIFT	30,353.30	.0926237889	30,353.30	.0926237889	3,437.03	33,790.33
4005	VENTURA CO OFFICE EDUC	4,045.60	.0123449525	4,045.60	.0123449525	458.09	4,503.69
4401	* VENTURA CO LIBRARY	4,620.18	.0140985748	4,620.18	.0140985748	523.16	5,143.34
6100	* VCWPD ADMIN	725.25	.0022131421	725.25	.0022131421	82.12	807.37
6120	* VCWPD ZONE 2	7,147.42	.0218099583	7,147.42	.0218099583	809.31	7,956.73
7560	MONTALVO CSD	32,747.54	.0999288112				
	Negotiated Revenue:	32,747.54					
7580	VENTURA PORT	206.93	.0006314251	206.93	.0006314251	23.43	230.36
7770	UNITED WTR CONS DIST	2,070.64	.0063518436	2,070.64	.0063518436	235.70	2,306.34
8080	CITY SAN BUENAVENTURA	49,707.07	.1517054909	49,707.07	.1517054909	5,629.40	55,336.47
TRA 05129	Totals:	327,714.20	1.0000000000	327,714.20	1.0000000000	37,107.43	364,821.63

*** Gross Assessed Valuation Information(Assessed valuations Minus Local Exemptions) ***

	Prior Year A/V	Transfers	Current Year AVI	A/V
Secured	26,174,941		30,487,714	
Unsecured	5,761,830		5,159,800	
State Assessed				
	31,936,771		3,710,743	35,647,514

Fund NO.	Description	Prior Year Allocation	Prior Year Factor	Adjusted Prior Year Allocation	Adjusted Prior Year Factor	Annual Tax Increment	Current Year Allocation
2014	UNIFIED SCH GEN VTA	14,837.70	.3388127684	14,837.70	.3388127684	516.14	15,353.84
2015	VTA COM COLLEGE GEN	2,361.09	.0539140762	2,361.09	.0539140762	82.13	2,443.22
2019	VTA COLLEGE CHILD CTR	12.23	.0002799364	12.23	.0002799364	.43	12.66
4001	COUNTY GENERAL FUND	7,503.47	.1713293803	7,503.47	.1713293803	261.00	7,764.47
4002	ERAF 92-93 SHIFT	2,825.06	.0644435653	2,825.06	.0644435653	98.17	2,923.23
4004	ERAF 93-94 SHIFT	4,333.58	.0989601802	4,333.58	.0989601802	150.75	4,484.33
4005	VENTURA CO OFFICE EDUC	593.54	.0135534001	593.54	.0135534001	20.65	614.19
4401	* VENTURA CO LIBRARY	677.45	.0154694666	677.45	.0154694666	23.57	701.02
6100	* VCWPD ADMIN	106.42	.0024301731	106.42	.0024301731	3.70	110.12
6110	* VCWPD ZONE 1	1,063.74	.0242900407	1,063.74	.0242900407	37.00	1,100.74
7580	VENTURA PORT	440.81	.0100654495	440.81	.0100654495	15.33	456.14
8080	CITY SAN BUENAVENTURA	7,971.53	.1820734665	7,971.53	.1820734665	277.37	8,248.90
8604	CASITAS MUN WTR	1,066.56	.0243780967	1,066.56	.0243780967	37.14	1,103.70
TRA 05130	Totals:	43,793.18	1.0000000000	43,793.18	1.0000000000	1,523.38	45,316.56

*** Gross Assessed Valuation Information(Assessed valuations Minus Local Exemptions) ***

	Prior Year A/V	Transfers	Current Year AVI	A/V
Secured	4,186,296			4,343,372
Unsecured	308,900			304,162
State Assessed				
	4,495,196		152,338	4,647,534

Fund NO.	Description	Prior Year Allocation	Prior Year Factor	Adjusted Prior Year Allocation	Adjusted Prior Year Factor	Annual Tax Increment	Current Year Allocation
2014	UNIFIED SCH GEN VTA	3,011.95	.3388119448	3,011.95	.3388119448	124.42	3,136.37
2015	VTA COM COLLEGE GEN	479.27	.0539137113	479.27	.0539137113	19.80	499.07
2019	VTA COLLEGE CHILD CTR	2.47	.0002786265	2.47	.0002786265	.10	2.57
4001	COUNTY GENERAL FUND	1,523.01	.1713258821	1,523.01	.1713258821	62.92	1,585.93
4002	ERAF 92-93 SHIFT	572.40	.0644385717	572.40	.0644385717	23.66	596.06
4004	ERAF 93-94 SHIFT	879.77	.0989570982	879.77	.0989570982	36.34	916.11
4005	VENTURA CO OFFICE EDUC	120.57	.0135631951	120.57	.0135631951	4.98	125.55
4401	* VENTURA CO LIBRARY	137.55	.0154702344	137.55	.0154702344	5.68	143.23
6100	* VCWPD ADMIN	21.63	.0024304263	21.63	.0024304263	.89	22.52
6110	* VCWPD ZONE 1	215.94	.0242931721	215.94	.0242931721	8.92	224.86
7580	VENTURA PORT	89.48	.0100670791	89.48	.0100670791	3.70	93.18
8080	CITY SAN BUENAVENTURA	1,618.89	.1820744989	1,618.89	.1820744989	66.86	1,685.75
8604	CASITAS MUN WTR	216.85	.0243755595	216.85	.0243755595	8.95	225.80
TRA 05131	Totals:	8,889.78	1.0000000000	8,889.78	1.0000000000	367.22	9,257.00

*** Gross Assessed Valuation Information(Assessed valuations Minus Local Exemptions) ***

	Prior Year A/V	Transfers	Current Year AVI	A/V
Secured	996,961			1,007,283
Unsecured				26,400
State Assessed				
	996,961		36,722	1,033,683

Fund NO.	Description	Prior Year Allocation	Prior Year Factor	Adjusted Prior Year Allocation	Adjusted Prior Year Factor	Annual Tax Increment	Current Year Allocation
2014	UNIFIED SCH GEN VTA	15,590.84	.3422578880	15,590.84	.3422578880	770.64-	14,820.20
2015	VTA COM COLLEGE GEN	2,480.86	.0544608261	2,480.86	.0544608261	122.63-	2,358.23
2019	VTA COLLEGE CHILD CTR	12.79	.0002814352	12.79	.0002814352	.63-	12.16
4001	COUNTY GENERAL FUND	7,884.15	.1730758666	7,884.15	.1730758666	389.71-	7,494.44
4002	ERAF 92-93 SHIFT	2,965.47	.0650981461	2,965.47	.0650981461	146.58-	2,818.89
4004	ERAF 93-94 SHIFT	4,553.84	.0999680150	4,553.84	.0999680150	225.09-	4,328.75
4005	VENTURA CO OFFICE EDUC	623.59	.0136894279	623.59	.0136894279	30.82-	592.77
4401	* VENTURA CO LIBRARY	711.83	.0156260854	711.83	.0156260854	35.18-	676.65
6100	* VCWPD ADMIN	111.81	.0024548284	111.81	.0024548284	5.53-	106.28
6110	* VCWPD ZONE 1	1,117.73	.0245375306	1,117.73	.0245375306	55.25-	1,062.48
8080	CITY SAN BUENAVENTURA	8,378.34	.1839256255	8,378.34	.1839256255	414.13-	7,964.21
8604	CASITAS MUN WTR	1,121.68	.0246243252	1,121.68	.0246243252	55.44-	1,066.24
TRA 05132	Totals:	45,552.93	1.0000000000	45,552.93	1.0000000000	2,251.63-	43,301.30

*** Gross Assessed Valuation Information(Assessed valuations Minus Local Exemptions) ***

	Prior Year	Transfers	Current Year	AVI	A/V
Secured	2,342,594				2,366,861
Unsecured	1,310,130				1,060,700
State Assessed					
	3,652,724		225,163-		3,427,561

Fund NO.	Description	Prior Year Allocation	Prior Year Factor	Adjusted Prior Year Allocation	Adjusted Prior Year Factor	Annual Tax Increment	Current Year Allocation
2014	UNIFIED SCH GEN VTA	41,137.30	.3599985628	41,137.30	.3599985628	773.42	41,910.72
2015	VTA COM COLLEGE GEN	6,545.39	.0572796435	6,545.39	.0572796435	123.06	6,668.45
2019	VTA COLLEGE CHILD CTR	33.89	.0002964133	33.89	.0002964133	.64	34.53
4001	COUNTY GENERAL FUND	20,809.15	.1821042041	20,809.15	.1821042041	391.22	21,200.37
4002	ERAF 92-93 SHIFT	6,254.23	.0547319086	6,254.23	.0547319086	117.59	6,371.82
4004	ERAF 93-94 SHIFT	11,773.76	.1030339424	11,773.76	.1030339424	221.36	11,995.12
4005	VENTURA CO OFFICE EDUC	1,641.63	.0143661891	1,641.63	.0143661891	30.86	1,672.49
4401	* VENTURA CO LIBRARY	1,876.90	.0164250379	1,876.90	.0164250379	35.29	1,912.19
6100	* VCWPD ADMIN	294.44	.0025767937	294.44	.0025767937	5.54	299.98
6120	* VCWPD ZONE 2	2,907.88	.0254472952	2,907.88	.0254472952	54.67	2,962.55
7770	UNITED WTR CONS DIST	729.33	.0063824312	729.33	.0063824312	13.71	743.04
8080	CITY SAN BUENAVENTURA	20,266.77	.1773575782	20,266.77	.1773575782	381.03	20,647.80
TRA 05133	Totals:	114,270.67	1.0000000000	114,270.67	1.0000000000	2,148.39	116,419.06

*** Gross Assessed Valuation Information(Assessed valuations Minus Local Exemptions) ***

	Prior Year	Transfers	Current Year	AVI	A/V
Secured	11,424,824				11,639,663
Unsecured					
State Assessed					
	11,424,824		214,839		11,639,663

Fund NO.	Description	Prior Year Allocation	Prior Year Factor	Adjusted Prior Year Allocation	Adjusted Prior Year Factor	Annual Tax Increment	Current Year Allocation
2014	UNIFIED SCH GEN VTA	140,686.08	.3600033412	140,686.08	.3600033412	9,172.47	149,858.55
2015	VTA COM COLLEGE GEN	22,386.43	.0572850581	22,386.43	.0572850581	1,459.56	23,845.99
2019	VTA COLLEGE CHILD CTR	115.70	.0002960632	115.70	.0002960632	7.54	123.24
4001	COUNTY GENERAL FUND	71,142.78	.1820478863	71,142.78	.1820478863	4,638.37	75,781.15
4002	ERAF 92-93 SHIFT	21,392.99	.0547424390	21,392.99	.0547424390	1,394.77	22,787.76
4004	ERAF 93-94 SHIFT	40,259.00	.1030193268	40,259.00	.1030193268	2,624.81	42,883.81
4005	VENTURA CO OFFICE EDUC	5,627.84	.0144011909	5,627.84	.0144011909	366.93	5,994.77
4401	* VENTURA CO LIBRARY	6,420.45	.0164293450	6,420.45	.0164293450	418.60	6,839.05
6100	* VCWPD ADMIN	1,008.88	.0025815653	1,008.88	.0025815653	65.78	1,074.66
6120	* VCWPD ZONE 2	9,943.26	.0254440001	9,943.26	.0254440001	648.28	10,591.54
7770	UNITED WTR CONS DIST	2,494.40	.0063829844	2,494.40	.0063829844	162.63	2,657.03
8080	CITY SAN BUENAVENTURA	69,313.18	.1773667997	69,313.18	.1773667997	4,519.10	73,832.28
TRA 05134	Totals:	390,790.99	1.0000000000	390,790.99	1.0000000000	25,478.84	416,269.83

*** Gross Assessed Valuation Information(Assessed valuations Minus Local Exemptions) ***

	Prior Year	Current Year
	A/V	AVI
Secured	37,167,720	37,555,874
Unsecured	1,899,300	4,059,030
State Assessed		
	39,067,020	41,614,904

Fund NO.	Description	Prior Year Allocation	Prior Year Factor	Adjusted Prior Year Allocation	Adjusted Prior Year Factor	Annual Tax Increment	Current Year Allocation
2014	UNIFIED SCH GEN VTA	117,304.68	.3600028137	117,304.68	.3600028137	1,193.60	118,498.28
2015	VTA COM COLLEGE GEN	18,665.59	.0572838331	18,665.59	.0572838331	189.93	18,855.52
2019	VTA COLLEGE CHILD CTR	96.06	.0002947767	96.06	.0002947767	.98	97.04
4001	COUNTY GENERAL FUND	59,321.34	.1820525549	59,321.34	.1820525549	603.59	59,924.93
4002	ERAF 92-93 SHIFT	17,839.89	.0547417935	17,839.89	.0547417935	181.50	18,021.39
4004	ERAF 93-94 SHIFT	33,568.52	.1030211066	33,568.52	.1030211066	341.57	33,910.09
4005	VENTURA CO OFFICE EDUC	4,692.25	.0144002062	4,692.25	.0144002062	47.74	4,739.99
4401	* VENTURA CO LIBRARY	5,353.24	.0164288957	5,353.24	.0164288957	54.47	5,407.71
6100	* VCWPD ADMIN	840.99	.0025809682	840.99	.0025809682	8.56	849.55
6120	* VCWPD ZONE 2	8,290.88	.0254443609	8,290.88	.0254443609	84.36	8,375.24
7770	UNITED WTR CONS DIST	2,079.34	.0063824063	2,079.34	.0063824063	21.16	2,100.50
8080	CITY SAN BUENAVENTURA	57,791.01	.1773662842	57,791.01	.1773662842	588.06	58,379.07
TRA 05135	Totals:	325,843.79	1.0000000000	325,843.79	1.0000000000	3,315.52	329,159.31

*** Gross Assessed Valuation Information(Assessed valuations Minus Local Exemptions) ***

	Prior Year	Transfers	Current Year	AVI	A/V
Secured	32,360,935		32,692,487		32,692,487
Unsecured	16,900		16,900		16,900
State Assessed					
	32,377,835		331,552		32,709,387

Fund NO.	Description	Prior Year Allocation	Prior Year Factor	Adjusted Prior Year Allocation	Adjusted Prior Year Factor	Annual Tax Increment	Current Year Allocation
2014	UNIFIED SCH GEN VTA	388,444.28	.3388134161	388,444.28	.3388134161	15,888.52	404,332.80
2015	VTA COM COLLEGE GEN	61,813.43	.0539155995	61,813.43	.0539155995	2,528.35	64,341.78
2019	VTA COLLEGE CHILD CTR	322.00	.0002808517	322.00	.0002808517	13.17	335.17
4001	COUNTY GENERAL FUND	196,666.72	.1715257637	196,666.72	.1715257637	8,043.63	204,710.35
4002	ERAF 92-93 SHIFT	73,973.00	.0644384083	73,973.00	.0644384083	3,021.81	76,994.81
4004	ERAF 93-94 SHIFT	113,507.77	.0990117105	113,507.77	.0990117105	4,643.12	118,150.89
4005	VENTURA CO OFFICE EDUC	15,551.21	.0135642640	15,551.21	.0135642640	636.09	16,187.30
4401	* VENTURA CO LIBRARY	17,738.10	.0154718348	17,738.10	.0154718348	725.55	18,463.65
6100	* VCWPD ADMIN	2,787.34	.0024312081	2,787.34	.0024312081	114.01	2,901.35
6110	* VCWPD ZONE 1	27,850.72	.0242922617	27,850.72	.0242922617	1,139.18	28,989.90
7580	VENTURA PORT	11,541.66	.0100669975	11,541.66	.0100669975	472.09	12,013.75
8080	CITY SAN BUENAVENTURA	208,373.68	.1818093961	208,373.68	.1818093961	8,525.88	216,899.56
8604	CASITAS MUN WTR	27,914.51	.0243782880	27,914.51	.0243782880	1,143.21	29,057.72
TRA 05136	Totals:	1,146,484.42	1.0000000000	1,146,484.42	1.0000000000	46,894.61	1,193,379.03

*** Gross Assessed Valuation Information(Assessed valuations Minus Local Exemptions) ***

	Prior Year A/V	Transfers	Current Year AVI	A/V
Secured	114,823,172		119,498,133	
Unsecured	15,400		29,900	
State Assessed				
	114,838,572		4,689,461	119,528,033

Fund NO.	Description	Prior Year Allocation	Prior Year Factor	Adjusted Prior Year Allocation	Adjusted Prior Year Factor	Annual Tax Increment	Current Year Allocation
2014	UNIFIED SCH GEN VTA	5,760.87	.3599343522	5,760.87	.3599343522	218.45	5,979.32
2015	VTA COM COLLEGE GEN	914.47	.0571340650	914.47	.0571340650	34.68	949.15
2019	VTA COLLEGE CHILD CTR	1.65	.0001025746	1.65	.0001025746	.06	1.71
4001	COUNTY GENERAL FUND	2,934.69	.1833583907	2,934.69	.1833583907	111.29	3,045.98
4002	ERAF 92-93 SHIFT	877.39	.0548201631	877.39	.0548201631	33.27	910.66
4004	ERAF 93-94 SHIFT	1,656.93	.1035236082	1,656.93	.1035236082	62.83	1,719.76
4005	VENTURA CO OFFICE EDUC	210.92	.0131782946	210.92	.0131782946	8.00	218.92
4401	* VENTURA CO LIBRARY	263.98	.0164945496	263.98	.0164945496	10.01	273.99
6100	* VCWPD ADMIN	41.33	.0025817556	41.33	.0025817556	1.57	42.90
6120	* VCWPD ZONE 2	406.31	.0253872633	406.31	.0253872633	15.41	421.72
7770	UNITED WTR CONS DIST	101.53	.0063424947	101.53	.0063424947	3.85	105.38
8080	CITY SAN BUENAVENTURA	2,835.20	.1771424884	2,835.20	.1771424884	107.51	2,942.71
TRA 05137	Totals:	16,005.27	1.0000000000	16,005.27	1.0000000000	606.93	16,612.20

*** Gross Assessed Valuation Information(Assessed valuations Minus Local Exemptions) ***

	Prior Year	Transfers	Current Year	AVI	A/V
Secured	1,537,844				1,598,537
Unsecured	64,000				64,000
State Assessed					
	1,601,844		60,693		1,662,537

Fund NO.	Description	Prior Year Allocation	Prior Year Factor	Adjusted Prior Year Allocation	Adjusted Prior Year Factor	Annual Tax Increment	Current Year Allocation
2014	UNIFIED SCH GEN VTA	5,652.62	.3091788198	5,652.62	.3091788198	3,008.96	8,661.58
2015	VTA COM COLLEGE GEN	899.35	.0491943257	899.35	.0491943257	478.76	1,378.11
2019	VTA COLLEGE CHILD CTR	4.62	.0002514458	4.62	.0002514458	2.45	7.07
4001	COUNTY GENERAL FUND	2,859.53	.1563697046	4,689.87	.2564935913	2,496.21	7,186.08
	Negotiated Revenue:	1,830.34					
4002	ERAF 92-93 SHIFT	1,370.79	.0746427741	1,370.79	.0746427741	726.43	2,097.22
4004	ERAF 93-94 SHIFT	1,644.28	.0899540507	1,644.28	.0899540507	875.44	2,519.72
4005	VENTURA CO OFFICE EDUC	225.86	.0123560728	225.86	.0123560728	120.25	346.11
4401	* VENTURA CO LIBRARY	258.19	.0141242396	258.19	.0141242396	137.46	395.65
6100	* VCWPD ADMIN	40.49	.0022143485	40.49	.0022143485	21.55	62.04
6120	* VCWPD ZONE 2	399.51	.0218514696	399.51	.0218514696	212.66	612.17
7560	MONTALVO CSD	1,830.34	.1001238867				
	Negotiated Revenue:	1,830.34-					
7770	UNITED WTR CONS DIST	112.94	.0063630994	112.94	.0063630994	61.93	174.87
8080	CITY SAN BUENAVENTURA	2,984.10	.1633757627	2,984.10	.1633757627	1,589.99	4,574.09
TRA 05138	Totals:	18,282.62	1.0000000000	18,282.62	1.0000000000	9,732.09	28,014.71

*** Gross Assessed Valuation Information(Assessed valuations Minus Local Exemptions) ***

	Prior Year A/V	Transfers	Current Year AVI	A/V
Secured	1,807,124			2,780,333
Unsecured				
State Assessed				
	1,807,124		973,209	2,780,333

Fund NO.	Description	Prior Year Allocation	Prior Year Factor	Adjusted Prior Year Allocation	Adjusted Prior Year Factor	Annual Tax Increment	Current Year Allocation
2014	UNIFIED SCH GEN VTA	5,362.42	.3091829502	5,362.42	.3091829502	108.68-	5,253.74
2015	VTA COM COLLEGE GEN	853.28	.0491982325	853.28	.0491982325	17.29-	835.99
2019	VTA COLLEGE CHILD CTR	4.36	.0002533208	4.36	.0002533208	.09-	4.27
4001	COUNTY GENERAL FUND	2,711.83	.1563523256	4,448.36	.2564753352	90.15-	4,358.21
	Negotiated Revenue:	1,736.53					
4002	ERAF 92-93 SHIFT	1,294.62	.0746436932	1,294.62	.0746436932	26.24-	1,268.38
4004	ERAF 93-94 SHIFT	1,559.94	.0899419130	1,559.94	.0899419130	31.62-	1,528.32
4005	VENTURA CO OFFICE EDUC	214.51	.0123665714	214.51	.0123665714	4.35-	210.16
4401	* VENTURA CO LIBRARY	244.98	.0141259110	244.98	.0141259110	4.97-	240.01
6100	* VCWPD ADMIN	38.46	.0022172981	38.46	.0022172981	.78-	37.68
6120	* VCWPD ZONE 2	378.99	.0218520088	378.99	.0218520088	7.68-	371.31
7560	MONTALVO CSD	1,736.53	.1001230096				
	Negotiated Revenue:	1,736.53-					
7770	UNITED WTR CONS DIST	110.41	.0063660695	110.41	.0063660695	2.24-	108.17
8080	CITY SAN BUENAVENTURA	2,833.57	.1633766963	2,833.57	.1633766963	57.43-	2,776.14
TRA 05139	Totals:	17,343.90	1.0000000000	17,343.90	1.0000000000	351.52-	16,992.38

*** Gross Assessed Valuation Information(Assessed valuations Minus Local Exemptions) ***

	Prior Year A/V	Transfers	Current Year AVI	A/V
Secured	1,686,032			1,663,580
Unsecured	12,700			
State Assessed				
	1,698,732		35,152-	1,663,580

Fund NO.	Description	Prior Year Allocation	Prior Year Factor	Adjusted Prior Year Allocation	Adjusted Prior Year Factor	Annual Tax Increment	Current Year Allocation
2014	UNIFIED SCH GEN VTA	206,118.03	.3599990288	206,118.03	.3599990288	794.49-	205,323.54
2015	VTA COM COLLEGE GEN	32,749.80	.0571997377	32,749.80	.0571997377	126.23-	32,623.57
2019	VTA COLLEGE CHILD CTR	111.19	.0001942266	111.19	.0001942266	.43-	110.76
4001	COUNTY GENERAL FUND	104,492.67	.1825034220	104,492.67	.1825034220	402.77-	104,089.90
4002	ERAF 92-93 SHIFT	31,334.45	.0547279963	31,334.45	.0547279963	120.78-	31,213.67
4004	ERAF 93-94 SHIFT	59,100.24	.1032225060	59,100.24	.1032225060	227.80-	58,872.44
4005	VENTURA CO OFFICE EDUC	8,062.01	.0140808344	8,062.01	.0140808344	31.08-	8,030.93
4401	* VENTURA CO LIBRARY	9,404.45	.0164255086	9,404.45	.0164255086	36.25-	9,368.20
6100	* VCWPD ADMIN	1,472.26	.0025714186	1,472.26	.0025714186	5.67-	1,466.59
6120	* VCWPD ZONE 2	14,545.97	.0254055292	14,545.97	.0254055292	56.07-	14,489.90
7770	UNITED WTR CONS DIST	3,639.68	.0063569092	3,639.68	.0063569092	14.03-	3,625.65
8080	CITY SAN BUENAVENTURA	101,520.96	.1773128826	101,520.96	.1773128826	391.31-	101,129.65
TRA 05140	Totals:	572,551.71	1.0000000000	572,551.71	1.0000000000	2,206.91-	570,344.80

*** Gross Assessed Valuation Information(Assessed valuations Minus Local Exemptions) ***

	Prior Year	Current Year
Secured	54,768,463	54,609,272
Unsecured	2,486,700	2,425,200
State Assessed		
	57,255,163	57,034,472

Fund NO.	Description	Prior Year Allocation	Prior Year Factor	Adjusted Prior Year Allocation	Adjusted Prior Year Factor	Annual Tax Increment	Current Year Allocation
1037	EL SCH GEN RIO	123.19	.2012201335	123.19	.2012201335		123.19
2007	HI SCH GEN OXNARD	87.02	.1421621071	87.02	.1421621071		87.02
2015	VTA COM COLLEGE GEN	35.36	.0577589281	35.36	.0577589281		35.36
2019	VTA COLLEGE CHILD CTR	.19	.0002929339	.19	.0002929339		.19
4001	COUNTY GENERAL FUND	114.38	.1868791076	114.38	.1868791076		114.38
4002	ERAF 92-93 SHIFT	24.61	.0402211014	24.61	.0402211014		24.61
4004	ERAF 93-94 SHIFT	58.14	.0949488002	58.14	.0949488002		58.14
4005	VENTURA CO OFFICE EDUC	15.91	.0259692292	15.91	.0259692292		15.91
4401	* VENTURA CO LIBRARY	10.14	.0165698711	10.14	.0165698711		10.14
6100	* VCWPD ADMIN	1.58	.0025981965	1.58	.0025981965		1.58
6120	* VCWPD ZONE 2	15.71	.0256635590	15.71	.0256635590		15.71
7770	UNITED WTR CONS DIST	3.87	.0063299200	3.87	.0063299200		3.87
8080	CITY SAN BUENAVENTURA	122.07	.1993861124	122.07	.1993861124		122.07
TRA 05141	Totals:	612.17	1.0000000000	612.17	1.0000000000		612.17

Fund NO.	Description	Prior Year Allocation	Prior Year Factor	Adjusted Prior Year Allocation	Adjusted Prior Year Factor	Annual Tax Increment	Current Year Allocation
2014	UNIFIED SCH GEN VTA	1,677.03	.3388254052	1,677.03	.3388254052	53.31-	1,623.72
2015	VTA COM COLLEGE GEN	266.76	.0538980020	266.76	.0538980020	8.48-	258.28
2019	VTA COLLEGE CHILD CTR	1.36	.0002657454	1.36	.0002657454	.04-	1.32
4001	COUNTY GENERAL FUND	848.28	.1713985746	848.28	.1713985746	26.98-	821.30
4002	ERAF 92-93 SHIFT	318.96	.0644482817	318.96	.0644482817	10.14-	308.82
4004	ERAF 93-94 SHIFT	489.94	.0989877113	489.94	.0989877113	15.57-	474.37
4005	VENTURA CO OFFICE EDUC	66.85	.0135069919	66.85	.0135069919	2.13-	64.72
4401	* VENTURA CO LIBRARY	76.52	.0154621216	76.52	.0154621216	2.43-	74.09
6100	* VCWPD ADMIN	12.01	.0024257160	12.01	.0024257160	.38-	11.63
6110	* VCWPD ZONE 1	120.24	.0242943397	120.24	.0242943397	3.82-	116.42
7580	VENTURA PORT	49.75	.0100500084	49.75	.0100500084	1.58-	48.17
8080	CITY SAN BUENAVENTURA	901.15	.1820638957	901.15	.1820638957	28.65-	872.50
8604	CASITAS MUN WTR	120.67	.0243732065	120.67	.0243732065	3.83-	116.84
TRA 05142	Totals:	4,949.52	1.0000000000	4,949.52	1.0000000000	157.34-	4,792.18

*** Gross Assessed Valuation Information(Assessed valuations Minus Local Exemptions) ***

	Prior Year A/V	Transfers	Current Year AVI	A/V
Secured	363,610			367,376
Unsecured	191,900			172,400
State Assessed				
	555,510		15,734-	539,776

Fund NO.	Description	Prior Year Allocation	Prior Year Factor	Adjusted Prior Year Allocation	Adjusted Prior Year Factor	Annual Tax Increment	Current Year Allocation
2014	UNIFIED SCH GEN VTA	5,565.83	.3330983018	5,565.83	.3330983018	584.45-	4,981.38
2015	VTA COM COLLEGE GEN	885.59	.0529995886	885.59	.0529995886	92.99-	792.60
2019	VTA COLLEGE CHILD CTR	2.94	.0001762735	2.94	.0001762735	.31-	2.63
4001	COUNTY GENERAL FUND	5,098.45	.3051235115	5,098.45	.3051235115	535.38-	4,563.07
4005	VENTURA CO OFFICE EDUC	213.05	.0127504770	213.05	.0127504770	22.37-	190.68
4401	* VENTURA CO LIBRARY	305.34	.0182737034	305.34	.0182737034	32.06-	273.28
6100	* VCWPD ADMIN	44.17	.0026441705	44.17	.0026441705	4.64-	39.53
6110	* VCWPD ZONE 1	472.25	.0282625623	472.25	.0282625623	49.59-	422.66
7580	VENTURA PORT	162.97	.0097538045	162.97	.0097538045	17.11-	145.86
8080	CITY SAN BUENAVENTURA	3,305.82	.1978435629	3,305.82	.1978435629	347.14-	2,958.68
8604	CASITAS MUN WTR	652.88	.0390740440	652.88	.0390740440	68.56-	584.32
TRA 05143	Totals:	16,709.29	1.0000000000	16,709.29	1.0000000000	1,754.60-	14,954.69

*** Gross Assessed Valuation Information(Assessed valuations Minus Local Exemptions) ***

	Prior Year A/V	Transfers	Current Year AVI	A/V
Secured				
Unsecured	1,691,460			1,516,000
State Assessed				
	1,691,460		175,460-	1,516,000

Fund NO.	Description	Prior Year Allocation	Prior Year Factor	Adjusted Prior Year Allocation	Adjusted Prior Year Factor	Annual Tax Increment	Current Year Allocation
1037	EL SCH GEN RIO	172.46	.1818181818	172.46	.1818181818	1.80	174.26
2007	HI SCH GEN OXNARD	114.98	.1212121212	114.98	.1212121212	1.20	116.18
2015	VTA COM COLLEGE GEN	28.75	.0303030303	28.75	.0303030303	.30	29.05
4001	COUNTY GENERAL FUND	258.80	.2727242748	258.80	.2727242748	2.71	261.51
4002	ERAF 92-93 SHIFT	51.61	.0536208259	51.61	.0536208259	.53	52.14
4004	ERAF 93-94 SHIFT	135.31	.1426755790	135.31	.1426755790	1.41	136.72
4401	* VENTURA CO LIBRARY		.0000235361		.0000235361		
6120	* VCWPD ZONE 2	23.87	.0251600452	23.87	.0251600452	.25	24.12
7770	UNITED WTR CONS DIST	.83	.0016710601	.83	.0016710601	.02	.85
8080	CITY SAN BUENAVENTURA	161.88	.1707913456	161.88	.1707913456	1.69	163.57
TRA 05144 Totals:		948.49	1.0000000000	948.49	1.0000000000	9.91	958.40

*** Gross Assessed Valuation Information(Assessed valuations Minus Local Exemptions) ***

	Prior Year A/V	Transfers	Current Year AVI	A/V
Secured	95,703			96,694
Unsecured State Assessed				
	95,703		991	96,694

Fund NO.	Description	Prior Year Allocation	Prior Year Factor	Adjusted Prior Year Allocation	Adjusted Prior Year Factor	Annual Tax Increment	Current Year Allocation
2014	UNIFIED SCH GEN VTA	13,007.16	.3092147701	13,007.16	.3092147701	121.84	13,129.00
2015	VTA COM COLLEGE GEN	2,069.63	.0492009715	2,069.63	.0492009715	19.39	2,089.02
2019	VTA COLLEGE CHILD CTR	10.59	.0002524133	10.59	.0002524133	.10	10.69
4001	COUNTY GENERAL FUND	6,577.91	.1563621685	10,789.51	.2564860708	101.06	10,890.57
	Negotiated Revenue:	4,211.60					
4002	ERAF 92-93 SHIFT	3,143.99	.0746416008	3,143.99	.0746416008	29.41	3,173.40
4004	ERAF 93-94 SHIFT	3,783.21	.0899421789	3,783.21	.0899421789	35.44	3,818.65
4005	VENTURA CO OFFICE EDUC	519.81	.0123576211	519.81	.0123576211	4.87	524.68
4401	* VENTURA CO LIBRARY	594.08	.0141237718	594.08	.0141237718	5.57	599.65
6100	* VCWPD ADMIN	93.24	.0022165963	93.24	.0022165963	.87	94.11
6120	* VCWPD ZONE 2	919.17	.0218508799	919.17	.0218508799	8.61	927.78
7560	MONTALVO CSD	4,211.60	.1001239023				
	Negotiated Revenue:	4,211.60-					
7770	UNITED WTR CONS DIST	265.46	.0063657508	265.46	.0063657508	2.51	267.97
8080	CITY SAN BUENAVENTURA	6,869.33	.1633473747	6,869.33	.1633473747	64.37	6,933.70
TRA 05145	Totals:	42,065.18	1.0000000000	42,065.18	1.0000000000	394.04	42,459.22

*** Gross Assessed Valuation Information(Assessed valuations Minus Local Exemptions) ***

	Prior Year A/V	Transfers	Current Year AVI	A/V
Secured	4,151,980			4,194,984
Unsecured	26,500			22,900
State Assessed				
	4,178,480		39,404	4,217,884

Fund NO.	Description	Prior Year Allocation	Prior Year Factor	Adjusted Prior Year Allocation	Adjusted Prior Year Factor	Annual Tax Increment	Current Year Allocation
2014	UNIFIED SCH GEN VTA		.3598326360		.3598326360		
2015	VTA COM COLLEGE GEN		.0585774059		.0585774059		
4001	COUNTY GENERAL FUND		.1815275039		.1815275039		
4002	ERAF 92-93 SHIFT		.0543933054		.0543933054		
4004	ERAF 93-94 SHIFT		.1046025105		.1046025105		
4005	VENTURA CO OFFICE EDUC		.0125523013		.0125523013		
4401	* VENTURA CO LIBRARY		.0167364017		.0167364017		
6100	* VCWPD ADMIN		.0025729144		.0025729144		
6120	* VCWPD ZONE 2		.0251046025		.0251046025		
7770	UNITED WTR CONS DIST		.0083682008		.0083682008		
8080	CITY SAN BUENAVENTURA		.1757322176		.1757322176		
TRA 05146	Totals:		1.0000000000		1.0000000000		

Fund NO.	Description	Prior Year Allocation	Prior Year Factor	Adjusted Prior Year Allocation	Adjusted Prior Year Factor	Annual Tax Increment	Current Year Allocation
2014	UNIFIED SCH GEN VTA	27,349.50	.3092148771	27,349.50	.3092148771	103.81	27,453.31
2015	VTA COM COLLEGE GEN	4,351.97	.0492034680	4,351.97	.0492034680	16.52	4,368.49
2019	VTA COLLEGE CHILD CTR	22.48	.0002543764	22.48	.0002543764	.09	22.57
4001	COUNTY GENERAL FUND	13,829.36	.1563463695	22,684.89	.2564701353	86.09	22,770.98
	Negotiated Revenue:	8,855.53					
4002	ERAF 92-93 SHIFT	6,609.18	.0746413624	6,609.18	.0746413624	25.06	6,634.24
4004	ERAF 93-94 SHIFT	7,954.18	.0899348872	7,954.18	.0899348872	30.19	7,984.37
4005	VENTURA CO OFFICE EDUC	1,094.09	.0123701286	1,094.09	.0123701286	4.15	1,098.24
4401	* VENTURA CO LIBRARY	1,249.39	.0141262003	1,249.39	.0141262003	4.74	1,254.13
6100	* VCWPD ADMIN	196.15	.0022176598	196.15	.0022176598	.74	196.89
6120	* VCWPD ZONE 2	1,932.80	.0218523911	1,932.80	.0218523911	7.34	1,940.14
7560	MONTALVO CSD	8,855.53	.1001237658				
	Negotiated Revenue:	8,855.53-					
7770	UNITED WTR CONS DIST	558.94	.0063653957	558.94	.0063653957	2.14	561.08
8080	CITY SAN BUENAVENTURA	14,444.55	.1633491181	14,444.55	.1633491181	54.84	14,499.39
TRA 05147	Totals:	88,448.12	1.0000000000	88,448.12	1.0000000000	335.71	88,783.83

*** Gross Assessed Valuation Information(Assessed valuations Minus Local Exemptions) ***

	Prior Year A/V	Transfers	Current Year AVI	A/V
Secured	8,115,120			8,199,191
Unsecured	506,800			456,300
State Assessed				
	8,621,920		33,571	8,655,491

Fund NO.	Description	Prior Year Allocation	Prior Year Factor	Adjusted Prior Year Allocation	Adjusted Prior Year Factor	Annual Tax Increment	Current Year Allocation
2014	UNIFIED SCH GEN VTA	8,402.36	.3600291957	8,402.36	.3600291957	86.81	8,489.17
2015	VTA COM COLLEGE GEN	1,336.98	.0572875325	1,336.98	.0572875325	13.81	1,350.79
2019	VTA COLLEGE CHILD CTR	6.84	.0002919574	6.84	.0002919574	.07	6.91
4001	COUNTY GENERAL FUND	4,250.07	.1820990335	4,250.07	.1820990335	43.91	4,293.98
4002	ERAF 92-93 SHIFT	1,278.15	.0547332985	1,278.15	.0547332985	13.20	1,291.35
4004	ERAF 93-94 SHIFT	2,404.59	.1030370683	2,404.59	.1030370683	24.84	2,429.43
4005	VENTURA CO OFFICE EDUC	335.04	.0143552995	335.04	.0143552995	3.46	338.50
4401	* VENTURA CO LIBRARY	383.40	.0164291030	383.40	.0164291030	3.96	387.36
6100	* VCWPD ADMIN	60.25	.0025812551	60.25	.0025812551	.62	60.87
6120	* VCWPD ZONE 2	593.64	.0254381096	593.64	.0254381096	6.13	599.77
7770	UNITED WTR CONS DIST	148.84	.0063827351	148.84	.0063827351	1.54	150.38
8080	CITY SAN BUENAVENTURA	4,137.86	.1773354118	4,137.86	.1773354118	42.76	4,180.62
TRA 05148	Totals:	23,338.02	1.0000000000	23,338.02	1.0000000000	241.11	23,579.13

*** Gross Assessed Valuation Information(Assessed valuations Minus Local Exemptions) ***

	Prior Year	Transfers	Current Year	AVI	A/V
Secured	2,327,974				2,352,085
Unsecured					
State Assessed					
	2,327,974		24,111		2,352,085

Fund NO.	Description	Prior Year Allocation	Prior Year Factor	Adjusted Prior Year Allocation	Adjusted Prior Year Factor	Annual Tax Increment	Current Year Allocation
2014	UNIFIED SCH GEN VTA	132,197.99	.3600354540	132,197.99	.3600354540	5,100.47	137,298.46
2015	VTA COM COLLEGE GEN	21,035.63	.0572895704	21,035.63	.0572895704	811.60	21,847.23
2019	VTA COLLEGE CHILD CTR	108.76	.0002962045	108.76	.0002962045	4.20	112.96
4001	COUNTY GENERAL FUND	66,845.19	.1820501578	66,845.19	.1820501578	2,579.02	69,424.21
4002	ERAF 92-93 SHIFT	20,099.55	.0547402327	20,099.55	.0547402327	775.48	20,875.03
4004	ERAF 93-94 SHIFT	37,825.22	.1030153579	37,825.22	.1030153579	1,459.37	39,284.59
4005	VENTURA CO OFFICE EDUC	5,286.78	.0143983530	5,286.78	.0143983530	203.98	5,490.76
4401	* VENTURA CO LIBRARY	6,032.31	.0164287500	6,032.31	.0164287500	232.74	6,265.05
6100	* VCWPD ADMIN	948.02	.0025819498	948.02	.0025819498	36.58	984.60
6120	* VCWPD ZONE 2	9,342.74	.0254444848	9,342.74	.0254444848	360.46	9,703.20
7770	UNITED WTR CONS DIST	2,343.23	.0063815596	2,343.23	.0063815596	90.40	2,433.63
8080	CITY SAN BUENAVENTURA	65,115.03	.1773379255	65,115.03	.1773379255	2,512.27	67,627.30
TRA 05149	Totals:	367,180.45	1.0000000000	367,180.45	1.0000000000	14,166.57	381,347.02

*** Gross Assessed Valuation Information(Assessed valuations Minus Local Exemptions) ***

	Prior Year	Transfers	Current Year	AVI	A/V
Secured	36,458,314				37,874,971
Unsecured	13,100				13,100
State Assessed					
	36,471,414		1,416,657		37,888,071

Fund NO.	Description	Prior Year Allocation	Prior Year Factor	Adjusted Prior Year Allocation	Adjusted Prior Year Factor	Annual Tax Increment	Current Year Allocation
2014	UNIFIED SCH GEN VTA		.3577981651		.3577981651		
2015	VTA COM COLLEGE GEN		.0550458715		.0550458715		
4001	COUNTY GENERAL FUND		.2110091743		.2110091743		
4002	ERAF 92-93 SHIFT		.0550458716		.0550458716		
4004	ERAF 93-94 SHIFT		.1100917431		.1100917431		
4401	* VENTURA CO LIBRARY		.0183486239		.0183486239		
6120	* VCWPD ZONE 2		.0183486239		.0183486239		
7770	UNITED WTR CONS DIST		.0091743119		.0091743119		
8080	CITY SAN BUENAVENTURA		.1651376147		.1651376147		
TRA 05150	Totals:		1.0000000000		1.0000000000		

Fund NO.	Description	Prior Year Allocation	Prior Year Factor	Adjusted Prior Year Allocation	Adjusted Prior Year Factor	Annual Tax Increment	Current Year Allocation
2014	UNIFIED SCH GEN VTA	275.18	.3600547695	275.18	.3600547695	2.79	277.97
2015	VTA COM COLLEGE GEN	43.75	.0572523962	43.75	.0572523962	.44	44.19
2019	VTA COLLEGE CHILD CTR	.12	.0002190780	.12	.0002190780		.12
4001	COUNTY GENERAL FUND	139.34	.1822729347	139.34	.1822729347	1.42	140.76
4002	ERAF 92-93 SHIFT	41.84	.0547329986	41.84	.0547329986	.42	42.26
4004	ERAF 93-94 SHIFT	78.75	.1030397079	78.75	.1030397079	.80	79.55
4005	VENTURA CO OFFICE EDUC	10.92	.0142765860	10.92	.0142765860	.11	11.03
4401	* VENTURA CO LIBRARY	12.56	.0164308535	12.56	.0164308535	.13	12.69
6100	* VCWPD ADMIN	1.99	.0025924236	1.99	.0025924236	.02	2.01
6120	* VCWPD ZONE 2	19.44	.0254495664	19.44	.0254495664	.20	19.64
7770	UNITED WTR CONS DIST	4.88	.0063715199	4.88	.0063715199	.05	4.93
8080	CITY SAN BUENAVENTURA	135.51	.1773071657	135.51	.1773071657	1.37	136.88
TRA 05151	Totals:	764.28	1.0000000000	764.28	1.0000000000	7.75	772.03

*** Gross Assessed Valuation Information(Assessed valuations Minus Local Exemptions) ***

	Prior Year A/V	Transfers	Current Year AVI	A/V
Secured	75,120			75,895
Unsecured				
State Assessed				
	75,120		775	75,895

Fund NO.	Description	Prior Year Allocation	Prior Year Factor	Adjusted Prior Year Allocation	Adjusted Prior Year Factor	Annual Tax Increment	Current Year Allocation
2014	UNIFIED SCH GEN VTA	431,931.15	.3600354748	431,931.15	.3600354748	6,871.23	438,802.38
2015	VTA COM COLLEGE GEN	68,730.37	.0572900948	68,730.37	.0572900948	1,093.37	69,823.74
2019	VTA COLLEGE CHILD CTR	355.39	.0002962305	355.39	.0002962305	5.65	361.04
4001	COUNTY GENERAL FUND	218,398.30	.1820455912	218,398.30	.1820455912	3,474.30	221,872.60
4002	ERAF 92-93 SHIFT	65,670.18	.0547392580	65,670.18	.0547392580	1,044.69	66,714.87
4004	ERAF 93-94 SHIFT	123,584.87	.1030139540	123,584.87	.1030139540	1,966.01	125,550.88
4005	VENTURA CO OFFICE EDUC	17,278.95	.0144028314	17,278.95	.0144028314	274.88	17,553.83
4401	* VENTURA CO LIBRARY	19,711.03	.0164300987	19,711.03	.0164300987	313.57	20,024.60
6100	* VCWPD ADMIN	3,097.63	.0025820087	3,097.63	.0025820087	49.28	3,146.91
6120	* VCWPD ZONE 2	30,525.33	.0254443281	30,525.33	.0254443281	485.60	31,010.93
7770	UNITED WTR CONS DIST	7,657.43	.0063828283	7,657.43	.0063828283	121.82	7,779.25
8080	CITY SAN BUENAVENTURA	212,749.90	.1773373015	212,749.90	.1773373015	3,384.46	216,134.36
TRA 05152	Totals:	1,199,690.53	1.0000000000	1,199,690.53	1.0000000000	19,084.86	1,218,775.39

*** Gross Assessed Valuation Information(Assessed valuations Minus Local Exemptions) ***

	Prior Year	Current Year
Secured	117,462,259	119,415,945
Unsecured	203,700	158,500
State Assessed		
	117,665,959	119,574,445

Fund NO.	Description	Prior Year Allocation	Prior Year Factor	Adjusted Prior Year Allocation	Adjusted Prior Year Factor	Annual Tax Increment	Current Year Allocation
2014	UNIFIED SCH GEN VTA	24,665.71	.3391813468	24,665.71	.3391813468	158.57-	24,507.14
2015	VTA COM COLLEGE GEN	3,925.40	.0539782288	3,925.40	.0539782288	25.24-	3,900.16
2019	VTA COLLEGE CHILD CTR	20.47	.0002815837	20.47	.0002815837	.13-	20.34
4001	COUNTY GENERAL FUND	12,457.21	.1712999862	12,457.21	.1712999862	80.07-	12,377.14
4002	ERAF 92-93 SHIFT	4,683.62	.0644045735	4,683.62	.0644045735	30.11-	4,653.51
4004	ERAF 93-94 SHIFT	7,192.19	.0989010667	7,192.19	.0989010667	46.24-	7,145.95
4005	VENTURA CO OFFICE EDUC	987.82	.0135842982	987.82	.0135842982	6.35-	981.47
4401	* VENTURA CO LIBRARY	1,125.18	.0154725511	1,125.18	.0154725511	7.23-	1,117.95
6100	* VCWPD ADMIN	176.94	.0024333660	176.94	.0024333660	1.14-	175.80
6110	* VCWPD ZONE 1	1,766.66	.0242934184	1,766.66	.0242934184	11.36-	1,755.30
7580	VENTURA PORT	732.17	.0100683356	732.17	.0100683356	4.71-	727.46
8080	CITY SAN BUENAVENTURA	13,215.07	.1817221618	13,215.07	.1817221618	84.96-	13,130.11
8604	CASITAS MUN WTR	1,772.88	.0243790832	1,772.88	.0243790832	11.40-	1,761.48
TRA 05153	Totals:	72,721.32	1.0000000000	72,721.32	1.0000000000	467.51-	72,253.81

*** Gross Assessed Valuation Information(Assessed valuations Minus Local Exemptions) ***

	Prior Year A/V	Transfers	Current Year AVI	A/V
Secured	7,306,729		7,382,418	
Unsecured	899,200		776,760	
State Assessed				
	8,205,929		46,751-	8,159,178

Fund NO.	Description	Prior Year Allocation	Prior Year Factor	Adjusted Prior Year Allocation	Adjusted Prior Year Factor	Annual Tax Increment	Current Year Allocation
2014	UNIFIED SCH GEN VTA	533,104.54	.3600358467	533,104.54	.3600358467	12,550.44	545,654.98
2015	VTA COM COLLEGE GEN	84,829.90	.0572904510	84,829.90	.0572904510	1,997.08	86,826.98
2019	VTA COLLEGE CHILD CTR	438.87	.0002963937	438.87	.0002963937	10.33	449.20
4001	COUNTY GENERAL FUND	269,551.51	.1820435255	269,551.51	.1820435255	6,345.83	275,897.34
4002	ERAF 92-93 SHIFT	81,052.16	.0547391347	81,052.16	.0547391347	1,908.14	82,960.30
4004	ERAF 93-94 SHIFT	152,531.20	.1030130023	152,531.20	.1030130023	3,590.91	156,122.11
4005	VENTURA CO OFFICE EDUC	21,328.83	.0144045758	21,328.83	.0144045758	502.13	21,830.96
4401	* VENTURA CO LIBRARY	24,328.25	.0164302505	24,328.25	.0164302505	572.74	24,900.99
6100	* VCWPD ADMIN	3,823.57	.0025822832	3,823.57	.0025822832	90.02	3,913.59
6120	* VCWPD ZONE 2	37,675.52	.0254444160	37,675.52	.0254444160	886.96	38,562.48
7770	UNITED WTR CONS DIST	9,451.14	.0063828885	9,451.14	.0063828885	222.50	9,673.64
8080	CITY SAN BUENAVENTURA	262,582.98	.1773372321	262,582.98	.1773372321	6,181.77	268,764.75
TRA 05154	Totals:	1,480,698.47	1.0000000000	1,480,698.47	1.0000000000	34,858.85	1,515,557.32

*** Gross Assessed Valuation Information(Assessed valuations Minus Local Exemptions) ***

	Prior Year	Current Year
Secured	147,765,610	150,963,895
Unsecured	142,700	430,300
State Assessed		
	147,908,310	151,394,195

Fund NO.	Description	Prior Year Allocation	Prior Year Factor	Adjusted Prior Year Allocation	Adjusted Prior Year Factor	Annual Tax Increment	Current Year Allocation
2014	UNIFIED SCH GEN VTA	21,203.29	.3600354508	21,203.29	.3600354508	5,146.64	26,349.93
2015	VTA COM COLLEGE GEN	3,373.93	.0572896973	3,373.93	.0572896973	818.95	4,192.88
2019	VTA COLLEGE CHILD CTR	17.44	.0002962264	17.44	.0002962264	4.23	21.67
4001	COUNTY GENERAL FUND	10,720.98	.1820437872	10,720.98	.1820437872	2,602.30	13,323.28
4002	ERAF 92-93 SHIFT	3,223.72	.0547394543	3,223.72	.0547394543	782.49	4,006.21
4004	ERAF 93-94 SHIFT	6,066.78	.1030147696	6,066.78	.1030147696	1,472.58	7,539.36
4005	VENTURA CO OFFICE EDUC	848.45	.0144068007	848.45	.0144068007	205.94	1,054.39
4401	* VENTURA CO LIBRARY	967.61	.0164298029	967.61	.0164298029	234.86	1,202.47
6100	* VCWPD ADMIN	151.97	.0025807811	151.97	.0025807811	36.89	188.86
6120	* VCWPD ZONE 2	1,498.47	.0254444914	1,498.47	.0254444914	363.72	1,862.19
7770	UNITED WTR CONS DIST	375.85	.0063821465	375.85	.0063821465	91.23	467.08
8080	CITY SAN BUENAVENTURA	10,443.74	.1773365918	10,443.74	.1773365918	2,534.99	12,978.73
TRA 05155	Totals:	58,892.23	1.0000000000	58,892.23	1.0000000000	14,294.82	73,187.05

*** Gross Assessed Valuation Information(Assessed valuations Minus Local Exemptions) ***

	Prior Year	Transfers	Current Year	AVI	A/V
Secured	5,886,456				7,315,938
Unsecured					
State Assessed					
	5,886,456		1,429,482		7,315,938

Fund NO.	Description	Prior Year Allocation	Prior Year Factor	Adjusted Prior Year Allocation	Adjusted Prior Year Factor	Annual Tax Increment	Current Year Allocation
2014	UNIFIED SCH GEN VTA	317,851.29	.3600358970	317,851.29	.3600358970	13,622.72	331,474.01
2015	VTA COM COLLEGE GEN	50,577.76	.0572903390	50,577.76	.0572903390	2,167.70	52,745.46
2019	VTA COLLEGE CHILD CTR	261.63	.0002963510	261.63	.0002963510	11.21	272.84
4001	COUNTY GENERAL FUND	160,714.38	.1820440615	160,714.38	.1820440615	6,888.02	167,602.40
4002	ERAF 92-93 SHIFT	48,325.57	.0547392371	48,325.57	.0547392371	2,071.17	50,396.74
4004	ERAF 93-94 SHIFT	90,943.33	.1030131379	90,943.33	.1030131379	3,897.72	94,841.05
4005	VENTURA CO OFFICE EDUC	12,716.21	.0144038832	12,716.21	.0144038832	545.00	13,261.21
4401	* VENTURA CO LIBRARY	14,505.15	.0164302495	14,505.15	.0164302495	621.67	15,126.82
6100	* VCWPD ADMIN	2,279.71	.0025822635	2,279.71	.0025822635	97.71	2,377.42
6120	* VCWPD ZONE 2	22,463.01	.0254442825	22,463.01	.0254442825	962.74	23,425.75
7770	UNITED WTR CONS DIST	5,635.03	.0063828789	5,635.03	.0063828789	241.51	5,876.54
8080	CITY SAN BUENAVENTURA	156,559.17	.1773374189	156,559.17	.1773374189	6,709.94	163,269.11
TRA 05156	Totals:	882,832.24	1.0000000000	882,832.24	1.0000000000	37,837.11	920,669.35

*** Gross Assessed Valuation Information(Assessed valuations Minus Local Exemptions) ***

	Prior Year	Transfers	Current Year	AVI	A/V
Secured	88,202,166				91,954,118
Unsecured	54,138				85,897
State Assessed					
	88,256,304		3,783,711		92,040,015

Fund NO.	Description	Prior Year Allocation	Prior Year Factor	Adjusted Prior Year Allocation	Adjusted Prior Year Factor	Annual Tax Increment	Current Year Allocation
2014	UNIFIED SCH GEN VTA		.3600355250		.3600355250		
2015	VTA COM COLLEGE GEN		.0572901362		.0572901362		
2019	VTA COLLEGE CHILD CTR		.0002961635		.0002961635		
4001	COUNTY GENERAL FUND		.2929585594		.2929585594		
4005	VENTURA CO OFFICE EDUC		.0046113668		.0046113668		
4401	* VENTURA CO LIBRARY		.0198017462		.0198017462		
6100	* VCWPD ADMIN		.0030059195		.0030059195		
6120	* VCWPD ZONE 2		.0306450330		.0306450330		
7770	UNITED WTR CONS DIST		.0104572749		.0104572749		
8080	CITY SAN BUENAVENTURA		.2208982755		.2208982755		
TRA 05157 Totals:			1.0000000000		1.0000000000		

No Taxable Parcels Within TRA=05157

Fund NO.	Description	Prior Year Allocation	Prior Year Factor	Adjusted Prior Year Allocation	Adjusted Prior Year Factor	Annual Tax Increment	Current Year Allocation
2014	UNIFIED SCH GEN VTA	2,965.80	.3271384675	2,965.80	.3271384675	33.67	2,999.47
2015	VTA COM COLLEGE GEN	471.94	.0520547662	471.94	.0520547662	5.36	477.30
2019	VTA COLLEGE CHILD CTR	2.43	.0002683945	2.43	.0002683945	.03	2.46
4001	COUNTY GENERAL FUND	2,394.54	.2982820187	2,394.54	.2982820187	30.70	2,425.24
4002	ERAF 92-93 SHIFT	189.18		189.18			189.18
4004	ERAF 93-94 SHIFT	309.13		309.13			309.13
4005	VENTURA CO OFFICE EDUC	118.64	.0130856506	118.64	.0130856506	1.35	119.99
4401	* VENTURA CO LIBRARY	154.25	.0179931780	154.25	.0179931780	1.85	156.10
6100	* VCWPD ADMIN	23.68	.0027316498	23.68	.0027316498	.28	23.96
6110	* VCWPD ZONE 1	239.43	.0278046491	239.43	.0278046491	2.86	242.29
7580	VENTURA PORT	88.10	.0097172567	88.10	.0097172567	1.00	89.10
8080	CITY SAN BUENAVENTURA	1,803.27	.2124302407	1,803.27	.2124302407	21.87	1,825.14
8604	CASITAS MUN WTR	305.55	.0384937282	305.55	.0384937282	3.96	309.51
TRA 05158	Totals:	9,065.94	1.0000000000	9,065.94	1.0000000000	102.93	9,168.87

*** Gross Assessed Valuation Information(Assessed valuations Minus Local Exemptions) ***

	Prior Year A/V	Transfers	Current Year AVI	A/V
Secured	887,540			896,723
Unsecured	26,400			27,510
State Assessed				
	913,940		10,293	924,233

Fund NO.	Description	Prior Year Allocation	Prior Year Factor	Adjusted Prior Year Allocation	Adjusted Prior Year Factor	Annual Tax Increment	Current Year Allocation
2014	UNIFIED SCH GEN VTA	8,356.75	.3331267216	8,356.75	.3331267216	85.16	8,441.91
2015	VTA COM COLLEGE GEN	1,329.74	.0530080969	1,329.74	.0530080969	13.55	1,343.29
2019	VTA COLLEGE CHILD CTR	6.86	.0002741579	6.86	.0002741579	.07	6.93
4001	COUNTY GENERAL FUND	5,916.97	.3037457056	5,916.97	.3037457056	77.66	5,994.63
4002	ERAF 92-93 SHIFT	1,009.63		1,009.63			1,009.63
4004	ERAF 93-94 SHIFT	1,670.52		1,670.52			1,670.52
4005	VENTURA CO OFFICE EDUC	334.35	.0133273484	334.35	.0133273484	3.41	337.76
4401	* VENTURA CO LIBRARY	410.80	.0183233280	410.80	.0183233280	4.68	415.48
6100	* VCWPD ADMIN	63.60	.0027810472	63.60	.0027810472	.71	64.31
6110	* VCWPD ZONE 1	640.71	.0283106467	640.71	.0283106467	7.24	647.95
7580	VENTURA PORT	248.22	.0098956900	248.22	.0098956900	2.53	250.75
8080	CITY SAN BUENAVENTURA	4,353.30	.1980087828	4,353.30	.1980087828	50.62	4,403.92
8604	CASITAS MUN WTR	744.30	.0391984749	744.30	.0391984749	10.02	754.32
TRA 05159	Totals:	25,085.75	1.0000000000	25,085.75	1.0000000000	255.65	25,341.40

*** Gross Assessed Valuation Information(Assessed valuations Minus Local Exemptions) ***

	Prior Year A/V	Transfers	Current Year AVI	A/V
Secured	2,467,889			2,493,454
Unsecured				
State Assessed				
	2,467,889		25,565	2,493,454

Fund NO.	Description	Prior Year Allocation	Prior Year Factor	Adjusted Prior Year Allocation	Adjusted Prior Year Factor	Annual Tax Increment	Current Year Allocation
2014	UNIFIED SCH GEN VTA	20.70	.3604651163	20.70	.3604651163	.19	20.89
2015	VTA COM COLLEGE GEN	3.28	.0571705426	3.28	.0571705426	.03	3.31
4001	COUNTY GENERAL FUND	10.54	.1832341659	10.54	.1832341659	.10	10.64
4002	ERAF 92-93 SHIFT	3.07	.0533453888	3.07	.0533453888	.03	3.10
4004	ERAF 93-94 SHIFT	5.99	.1040076336	5.99	.1040076336	.06	6.05
4005	VENTURA CO OFFICE EDUC	.74	.0131578947	.74	.0131578947	.01	.75
4401	* VENTURA CO LIBRARY	.91	.0162213740	.91	.0162213740	.01	.92
6100	* VCWPD ADMIN	.16	.0028625954	.16	.0028625954		.16
6120	* VCWPD ZONE 2	1.46	.0257633588	1.46	.0257633588	.01	1.47
7770	UNITED WTR CONS DIST	.37	.0065789474	.37	.0065789474		.37
8080	CITY SAN BUENAVENTURA	10.18	.1771929825	10.18	.1771929825	.10	10.28
TRA 05160	Totals:	57.40	1.0000000000	57.40	1.0000000000	.54	57.94

*** Gross Assessed Valuation Information(Assessed valuations Minus Local Exemptions) ***

	Prior Year A/V	Transfers	Current Year AVI	A/V
Secured	5,431			5,485
Unsecured				
State Assessed				
	5,431		54	5,485

Fund NO.	Description	Prior Year Allocation	Prior Year Factor	Adjusted Prior Year Allocation	Adjusted Prior Year Factor	Annual Tax Increment	Current Year Allocation
2014	UNIFIED SCH GEN VTA	204,945.01	.3600355578	204,945.01	.3600355578	4,839.90	209,784.91
2015	VTA COM COLLEGE GEN	32,611.58	.0572901795	32,611.58	.0572901795	770.14	33,381.72
2019	VTA COLLEGE CHILD CTR	168.53	.0002960954	168.53	.0002960954	3.98	172.51
4001	COUNTY GENERAL FUND	103,627.23	.1820462419	103,627.23	.1820462419	2,447.22	106,074.45
4002	ERAF 92-93 SHIFT	31,160.11	.0547402998	31,160.11	.0547402998	735.86	31,895.97
4004	ERAF 93-94 SHIFT	58,638.99	.1030136182	58,638.99	.1030136182	1,384.79	60,023.78
4005	VENTURA CO OFFICE EDUC	8,198.15	.0144020440	8,198.15	.0144020440	193.60	8,391.75
4401	* VENTURA CO LIBRARY	9,352.53	.0164299958	9,352.53	.0164299958	220.87	9,573.40
6100	* VCWPD ADMIN	1,469.67	.0025818370	1,469.67	.0025818370	34.71	1,504.38
6120	* VCWPD ZONE 2	14,483.92	.0254445262	14,483.92	.0254445262	342.05	14,825.97
7770	UNITED WTR CONS DIST	3,633.32	.0063827951	3,633.32	.0063827951	85.80	3,719.12
8080	CITY SAN BUENAVENTURA	100,946.40	.1773368093	100,946.40	.1773368093	2,383.91	103,330.31
TRA 05161	Totals:	569,235.44	1.0000000000	569,235.44	1.0000000000	13,442.83	582,678.27

*** Gross Assessed Valuation Information(Assessed valuations Minus Local Exemptions) ***

	Prior Year	Transfers	Current Year	AVI	A/V
Secured	56,517,802				57,862,085
Unsecured	66,700				66,700
State Assessed					
	56,584,502		1,344,283		57,928,785

Fund NO.	Description	Prior Year Allocation	Prior Year Factor	Adjusted Prior Year Allocation	Adjusted Prior Year Factor	Annual Tax Increment	Current Year Allocation
1017	EL SCH GEN MESA	884.55	.2142320278	884.55	.2142320278	9.21	893.76
2007	HI SCH GEN OXNARD	576.46	.1396144818	576.46	.1396144818	6.00	582.46
2015	VTA COM COLLEGE GEN	234.18	.0567176605	234.18	.0567176605	2.44	236.62
2019	VTA COLLEGE CHILD CTR	1.19	.0002890808	1.19	.0002890808	.01	1.20
4001	COUNTY GENERAL FUND	745.66	.1805962736	745.66	.1805962736	7.78	753.44
4002	ERAF 92-93 SHIFT	223.95	.0542400263	223.95	.0542400263	2.33	226.28
4004	ERAF 93-94 SHIFT	421.91	.1021802684	421.91	.1021802684	4.39	426.30
4005	VENTURA CO OFFICE EDUC	108.20	.0262054877	108.20	.0262054877	1.13	109.33
4401	* VENTURA CO LIBRARY	67.18	.0162727625	67.18	.0162727625	.70	67.88
6100	* VCWPD ADMIN	10.51	.0025491996	10.51	.0025491996	.11	10.62
6120	* VCWPD ZONE 2	104.05	.0251974213	104.05	.0251974213	1.08	105.13
7770	UNITED WTR CONS DIST	26.03	.0063048149	26.03	.0063048149	.27	26.30
8080	CITY SAN BUENAVENTURA	725.04	.1756004948	725.04	.1756004948	7.55	732.59
TRA 05162	Totals:	4,128.91	1.0000000000	4,128.91	1.0000000000	43.00	4,171.91

*** Gross Assessed Valuation Information(Assessed valuations Minus Local Exemptions) ***

	Prior Year A/V	Transfers	Current Year AVI	A/V
Secured	415,581			419,881
Unsecured				
State Assessed				
	415,581		4,300	419,881

Fund NO.	Description	Prior Year Allocation	Prior Year Factor	Adjusted Prior Year Allocation	Adjusted Prior Year Factor	Annual Tax Increment	Current Year Allocation
2014	UNIFIED SCH GEN VTA	196,374.18	.3590692775	196,374.18	.3590692775	4,814.20	201,188.38
2015	VTA COM COLLEGE GEN	31,247.52	.0571359333	31,247.52	.0571359333	766.05	32,013.57
2019	VTA COLLEGE CHILD CTR	161.76	.0002957643	161.76	.0002957643	3.97	165.73
4001	COUNTY GENERAL FUND	100,103.50	.1830387172	100,103.50	.1830387172	2,454.07	102,557.57
4002	ERAF 92-93 SHIFT	30,055.22	.0549558589	30,055.22	.0549558589	736.82	30,792.04
4004	ERAF 93-94 SHIFT	54,362.53	.0994016480	54,362.53	.0994016480	1,332.72	55,695.25
4005	VENTURA CO OFFICE EDUC	7,856.59	.0143656870	7,856.59	.0143656870	192.61	8,049.20
4401	* VENTURA CO LIBRARY	8,961.66	.0163863880	8,961.66	.0163863880	219.70	9,181.36
6100	* VCWPD ADMIN	1,408.79	.0025760114	1,408.79	.0025760114	34.54	1,443.33
6120	* VCWPD ZONE 2	13,878.37	.0253765747	13,878.37	.0253765747	340.24	14,218.61
7770	UNITED WTR CONS DIST	3,487.26	.0063764341	3,487.26	.0063764341	85.49	3,572.75
8080	CITY SAN BUENAVENTURA	99,000.35	.1810217056	99,000.35	.1810217056	2,427.04	101,427.39
TRA 05163	Totals:	546,897.73	1.0000000000	546,897.73	1.0000000000	13,407.45	560,305.18

*** Gross Assessed Valuation Information(Assessed valuations Minus Local Exemptions) ***

	Prior Year	Transfers	Current Year	AVI	A/V
Secured	54,638,311				55,979,056
Unsecured	41,400				41,400
State Assessed					
	54,679,711		1,340,745		56,020,456

Fund NO.	Description	Prior Year Allocation	Prior Year Factor	Adjusted Prior Year Allocation	Adjusted Prior Year Factor	Annual Tax Increment	Current Year Allocation
2014	UNIFIED SCH GEN VTA	263,887.28	.3600355934	263,887.28	.3600355934	9,032.33	272,919.61
2015	VTA COM COLLEGE GEN	41,990.62	.0572900459	41,990.62	.0572900459	1,437.25	43,427.87
2019	VTA COLLEGE CHILD CTR	217.15	.0002963011	217.15	.0002963011	7.43	224.58
4001	COUNTY GENERAL FUND	149,422.44	.2038650338	149,422.44	.2038650338	5,114.43	154,536.87
4002	ERAF 92-93 SHIFT	40,220.13	.0548744596	40,220.13	.0548744596	1,376.65	41,596.78
4004	ERAF 93-94 SHIFT	72,527.45	.0989530799	72,527.45	.0989530799	2,482.47	75,009.92
4005	VENTURA CO OFFICE EDUC	10,556.41	.0144027144	10,556.41	.0144027144	361.33	10,917.74
4401	* VENTURA CO LIBRARY	12,042.56	.0164302825	12,042.56	.0164302825	412.19	12,454.75
6100	* VCWPD ADMIN	1,892.48	.0025820079	1,892.48	.0025820079	64.78	1,957.26
6120	* VCWPD ZONE 2	18,649.36	.0254443508	18,649.36	.0254443508	638.33	19,287.69
7770	UNITED WTR CONS DIST	4,681.37	.0063870722	4,681.37	.0063870722	160.23	4,841.60
8080	CITY SAN BUENAVENTURA	116,860.51	.1594390585	116,860.51	.1594390585	3,999.90	120,860.41
TRA 05164	Totals:	732,947.76	1.0000000000	732,947.76	1.0000000000	25,087.32	758,035.08

*** Gross Assessed Valuation Information(Assessed valuations Minus Local Exemptions) ***

	Prior Year	Transfers	Current Year
Secured	72,540,627		75,049,359
Unsecured			
State Assessed			
	72,540,627		2,508,732
			75,049,359

Fund NO.	Description	Prior Year Allocation	Prior Year Factor	Adjusted Prior Year Allocation	Adjusted Prior Year Factor	Annual Tax Increment	Current Year Allocation
1017	EL SCH GEN MESA		.2142339927		.2142339927		
2007	HI SCH GEN OXNARD		.1396124669		.1396124669		
2015	VTA COM COLLEGE GEN		.0567201077		.0567201077		
2019	VTA COLLEGE CHILD CTR		.0002930719		.0002930719		
4001	COUNTY GENERAL FUND		.2024423661		.2024423661		
4002	ERAF 92-93 SHIFT		.0498941090		.0498941090		
4004	ERAF 93-94 SHIFT		.0978099408		.0978099408		
4005	VENTURA CO OFFICE EDUC		.0045652275		.0045652275		
4401	* VENTURA CO LIBRARY		.0163007068		.0163007068		
6100	* VCWPD ADMIN		.0025563498		.0025563498		
6120	* VCWPD ZONE 2		.0251904658		.0251904658		
7770	UNITED WTR CONS DIST		.0087150832		.0087150832		
8080	CITY SAN BUENAVENTURA		.1816661118		.1816661118		
TRA 05165	Totals:		1.0000000000		1.0000000000		

Fund NO.	Description	Prior Year Allocation	Prior Year Factor	Adjusted Prior Year Allocation	Adjusted Prior Year Factor	Annual Tax Increment	Current Year Allocation
2014	UNIFIED SCH GEN VTA	414.48	.3392080745	414.48	.3392080745	10.40	424.88
2015	VTA COM COLLEGE GEN	65.92	.0539596273	65.92	.0539596273	1.65	67.57
2019	VTA COLLEGE CHILD CTR	.39	.0003105590	.39	.0003105590	.01	.40
4001	COUNTY GENERAL FUND	257.56	.2107839992	257.56	.2107839992	6.46	264.02
4002	ERAF 92-93 SHIFT	78.25	.0640281610	78.25	.0640281610	1.96	80.21
4004	ERAF 93-94 SHIFT	120.31	.0984472050	120.31	.0984472050	3.02	123.33
4005	VENTURA CO OFFICE EDUC	16.60	.0135869565	16.60	.0135869565	.42	17.02
4401	* VENTURA CO LIBRARY	18.87	.0154503106	18.87	.0154503106	.47	19.34
6100	* VCWPD ADMIN	2.93	.0024068323	2.93	.0024068323	.07	3.00
6110	* VCWPD ZONE 1	29.69	.0243012422	29.69	.0243012422	.75	30.44
7580	VENTURA PORT	12.33	.0100931677	12.33	.0100931677	.31	12.64
8080	CITY SAN BUENAVENTURA	174.80	.1430449827	174.80	.1430449827	4.39	179.19
8604	CASITAS MUN WTR	29.79	.0243788820	29.79	.0243788820	.75	30.54
TRA 05166	Totals:	1,221.92	1.0000000000	1,221.92	1.0000000000	30.66	1,252.58

*** Gross Assessed Valuation Information(Assessed valuations Minus Local Exemptions) ***

	Prior Year A/V	Transfers	Current Year AVI	A/V
Secured	296,214			299,280
Unsecured				
State Assessed				
	296,214		3,066	299,280

Fund NO.	Description	Prior Year Allocation	Prior Year Factor	Adjusted Prior Year Allocation	Adjusted Prior Year Factor	Annual Tax Increment	Current Year Allocation
2014	UNIFIED SCH GEN VTA	101,152.91	.3590713702	101,152.91	.3590713702	1,869.12	103,022.03
2015	VTA COM COLLEGE GEN	16,096.16	.0571379090	16,096.16	.0571379090	297.43	16,393.59
2019	VTA COLLEGE CHILD CTR	83.81	.0002975239	83.81	.0002975239	1.55	85.36
4001	COUNTY GENERAL FUND	51,560.31	.1830282088	51,560.31	.1830282088	952.73	52,513.04
4002	ERAF 92-93 SHIFT	15,510.87	.0550602201	15,510.87	.0550602201	286.61	15,797.48
4004	ERAF 93-94 SHIFT	28,019.08	.0994617926	28,019.08	.0994617926	517.74	28,536.82
4005	VENTURA CO OFFICE EDUC	4,046.86	.0143655192	4,046.86	.0143655192	74.78	4,121.64
4401	* VENTURA CO LIBRARY	4,616.07	.0163860173	4,616.07	.0163860173	85.30	4,701.37
6100	* VCWPD ADMIN	725.59	.0025755799	725.59	.0025755799	13.41	739.00
6120	* VCWPD ZONE 2	7,148.00	.0253739032	7,148.00	.0253739032	132.08	7,280.08
7770	UNITED WTR CONS DIST	1,796.37	.0063767807	1,796.37	.0063767807	33.19	1,829.56
8080	CITY SAN BUENAVENTURA	50,950.98	.1808651751	50,950.98	.1808651751	941.48	51,892.46
TRA 05167	Totals:	281,707.01	1.0000000000	281,707.01	1.0000000000	5,205.42	286,912.43

*** Gross Assessed Valuation Information(Assessed valuations Minus Local Exemptions) ***

	Prior Year	Transfers	Current Year	AVI	A/V
Secured	28,154,117				28,687,959
Unsecured	13,300				
State Assessed					
	28,167,417		520,542		28,687,959

Fund NO.	Description	Prior Year Allocation	Prior Year Factor	Adjusted Prior Year Allocation	Adjusted Prior Year Factor	Annual Tax Increment	Current Year Allocation
2014	UNIFIED SCH GEN VTA	7,711.05	.3600354653	7,711.05	.3600354653	61.79	7,772.84
2015	VTA COM COLLEGE GEN	1,227.03	.0572901302	1,227.03	.0572901302	9.83	1,236.86
2019	VTA COLLEGE CHILD CTR	6.33	.0002962157	6.33	.0002962157	.05	6.38
4001	COUNTY GENERAL FUND	3,898.80	.1820396312	3,898.80	.1820396312	31.25	3,930.05
4002	ERAF 92-93 SHIFT	1,178.40	.0550204825	1,178.40	.0550204825	9.44	1,187.84
4004	ERAF 93-94 SHIFT	2,119.65	.0989682828	2,119.65	.0989682828	16.98	2,136.63
4005	VENTURA CO OFFICE EDUC	308.49	.0144029339	308.49	.0144029339	2.47	310.96
4401	* VENTURA CO LIBRARY	351.88	.0164300971	351.88	.0164300971	2.82	354.70
6100	* VCWPD ADMIN	55.32	.0025821142	55.32	.0025821142	.44	55.76
6120	* VCWPD ZONE 2	544.95	.0254443235	544.95	.0254443235	4.37	549.32
7770	UNITED WTR CONS DIST	136.80	.0063873776	136.80	.0063873776	1.10	137.90
8080	CITY SAN BUENAVENTURA	3,878.79	.1811029460	3,878.79	.1811029460	31.08	3,909.87
TRA 05168	Totals:	21,417.49	1.0000000000	21,417.49	1.0000000000	171.62	21,589.11

*** Gross Assessed Valuation Information(Assessed valuations Minus Local Exemptions) ***

	Prior Year A/V	Transfers	Current Year AVI	A/V
Secured				
Unsecured	1,656,681			1,673,843
State Assessed				
	1,656,681		17,162	1,673,843

Fund NO.	Description	Prior Year Allocation	Prior Year Factor	Adjusted Prior Year Allocation	Adjusted Prior Year Factor	Annual Tax Increment	Current Year Allocation
2014	UNIFIED SCH GEN VTA	740,536.31	.3600355082	740,536.31	.3600355082	14,994.18	755,530.49
2015	VTA COM COLLEGE GEN	117,837.08	.0572902851	117,837.08	.0572902851	2,385.93	120,223.01
2019	VTA COLLEGE CHILD CTR	609.20	.0002961844	609.20	.0002961844	12.34	621.54
4001	COUNTY GENERAL FUND	376,725.81	.1831573423	376,725.81	.1831573423	7,627.86	384,353.67
4002	ERAF 92-93 SHIFT	105,599.33	.0513405058	105,599.33	.0513405058	2,138.15	107,737.48
4004	ERAF 93-94 SHIFT	208,732.07	.1014818079	208,732.07	.1014818079	4,226.35	212,958.42
4005	VENTURA CO OFFICE EDUC	29,624.73	.0144030109	29,624.73	.0144030109	599.83	30,224.56
4401	* VENTURA CO LIBRARY	33,793.02	.0164295641	33,793.02	.0164295641	684.23	34,477.25
6100	* VCWPD ADMIN	5,310.71	.0025819821	5,310.71	.0025819821	107.53	5,418.24
6120	* VCWPD ZONE 2	52,334.76	.0254442213	52,334.76	.0254442213	1,059.66	53,394.42
7770	UNITED WTR CONS DIST	13,166.59	.0064013628	13,166.59	.0064013628	266.59	13,433.18
8080	CITY SAN BUENAVENTURA	372,572.79	.1811382251	372,572.79	.1811382251	7,543.75	380,116.54
TRA 05169	Totals:	2,056,842.40	1.0000000000	2,056,842.40	1.0000000000	41,646.40	2,098,488.80

*** Gross Assessed Valuation Information(Assessed valuations Minus Local Exemptions) ***

	Prior Year	Transfers	Current Year	AVI	A/V
Secured	205,290,478				209,373,118
Unsecured	53,600				135,600
State Assessed					
	205,344,078		4,164,640		209,508,718

Fund NO.	Description	Prior Year Allocation	Prior Year Factor	Adjusted Prior Year Allocation	Adjusted Prior Year Factor	Annual Tax Increment	Current Year Allocation
1017	EL SCH GEN MESA	4,202.69	.2142337468	4,202.69	.2142337468	44.17	4,246.86
2007	HI SCH GEN OXNARD	2,738.81	.1396119832	2,738.81	.1396119832	28.78	2,767.59
2015	VTA COM COLLEGE GEN	1,112.68	.0567198873	1,112.68	.0567198873	11.69	1,124.37
2019	VTA COLLEGE CHILD CTR	5.74	.0002928545	5.74	.0002928545	.06	5.80
4001	COUNTY GENERAL FUND	3,542.59	.1805825252	3,542.59	.1805825252	37.24	3,579.83
4002	ERAF 92-93 SHIFT	1,069.44	.0545162615	1,069.44	.0545162615	11.24	1,080.68
4004	ERAF 93-94 SHIFT	1,925.66	.0981613434	1,925.66	.0981613434	20.24	1,945.90
4005	VENTURA CO OFFICE EDUC	513.92	.0261977186	513.92	.0261977186	5.40	519.32
4401	* VENTURA CO LIBRARY	319.08	.0162661771	319.08	.0162661771	3.35	322.43
6100	* VCWPD ADMIN	50.17	.0025560990	50.17	.0025560990	.53	50.70
6120	* VCWPD ZONE 2	494.17	.0251905850	494.17	.0251905850	5.19	499.36
7770	UNITED WTR CONS DIST	124.10	.0063254521	124.10	.0063254521	1.30	125.40
8080	CITY SAN BUENAVENTURA	3,518.28	.1793453663	3,518.28	.1793453663	36.97	3,555.25
TRA 05170	Totals:	19,617.33	1.0000000000	19,617.33	1.0000000000	206.16	19,823.49

*** Gross Assessed Valuation Information(Assessed valuations Minus Local Exemptions) ***

	Prior Year A/V	Transfers	Current Year AVI	A/V
Secured	1,990,300			2,010,916
Unsecured				
State Assessed				
	1,990,300		20,616	2,010,916

Fund NO.	Description	Prior Year Allocation	Prior Year Factor	Adjusted Prior Year Allocation	Adjusted Prior Year Factor	Annual Tax Increment	Current Year Allocation
2014	UNIFIED SCH GEN VTA	318,667.17	.3386394875	318,667.17	.3386394875	8,053.23	326,720.40
2015	VTA COM COLLEGE GEN	50,704.10	.0538819447	50,704.10	.0538819447	1,281.37	51,985.47
2019	VTA COLLEGE CHILD CTR	259.93	.0002762244	259.93	.0002762244	6.57	266.50
4001	COUNTY GENERAL FUND	168,959.45	.1795489712	168,959.45	.1795489712	4,269.91	173,229.36
4002	ERAF 92-93 SHIFT	60,679.34	.0644823824	60,679.34	.0644823824	1,533.46	62,212.80
4004	ERAF 93-94 SHIFT	93,389.94	.0992431122	93,389.94	.0992431122	2,360.11	95,750.05
4005	VENTURA CO OFFICE EDUC	12,466.67	.0132480180	12,466.67	.0132480180	315.05	12,781.72
4401	* VENTURA CO LIBRARY	14,556.26	.0154685642	14,556.26	.0154685642	367.86	14,924.12
6100	* VCWPD ADMIN	2,284.93	.0024281279	2,284.93	.0024281279	57.74	2,342.67
6110	* VCWPD ZONE 1	22,856.23	.0242887223	22,856.23	.0242887223	577.61	23,433.84
7580	VENTURA PORT	9,469.66	.0100631677	9,469.66	.0100631677	239.31	9,708.97
8080	CITY SAN BUENAVENTURA	163,790.22	.1740557182	163,790.22	.1740557182	4,139.24	167,929.46
8604	CASITAS MUN WTR	22,937.93	.0243755593	22,937.93	.0243755593	579.68	23,517.61
TRA 05171	Totals:	941,021.83	1.0000000000	941,021.83	1.0000000000	23,781.14	964,802.97

*** Gross Assessed Valuation Information(Assessed valuations Minus Local Exemptions) ***

	Prior Year A/V	Transfers	Current Year AVI	A/V
Secured	94,055,421		96,433,525	
Unsecured	84,300		84,310	
State Assessed				
	94,139,721		2,378,114	96,517,835

Fund NO.	Description	Prior Year Allocation	Prior Year Factor	Adjusted Prior Year Allocation	Adjusted Prior Year Factor	Annual Tax Increment	Current Year Allocation
2014	UNIFIED SCH GEN VTA	1,083,417.13	.3331345253	1,083,417.13	.3331345253	147,518.66	1,230,935.79
2015	VTA COM COLLEGE GEN	172,397.02	.0530095009	172,397.02	.0530095009	23,473.67	195,870.69
2019	VTA COLLEGE CHILD CTR	891.32	.0002740695	891.32	.0002740695	121.36	1,012.68
4001	COUNTY GENERAL FUND	635,081.54	.1952780358	635,081.54	.1952780358	86,473.05	721,554.59
4002	ERAF 92-93 SHIFT	208,925.85	.0642415672	208,925.85	.0642415672	28,447.46	237,373.31
4004	ERAF 93-94 SHIFT	346,174.89	.1064435842	346,174.89	.1064435842	47,135.36	393,310.25
4005	VENTURA CO OFFICE EDUC	43,356.84	.0133315800	43,356.84	.0133315800	5,903.49	49,260.33
4401	* VENTURA CO LIBRARY	49,469.99	.0152112885	49,469.99	.0152112885	6,735.86	56,205.85
6100	* VCWPD ADMIN	7,770.61	.0023893454	7,770.61	.0023893454	1,058.05	8,828.66
6110	* VCWPD ZONE 1	77,662.75	.0238801291	77,662.75	.0238801291	10,574.60	88,237.35
7580	VENTURA PORT	32,172.01	.0098924014	32,172.01	.0098924014	4,380.55	36,552.56
8080	CITY SAN BUENAVENTURA	516,940.77	.1589515338	516,940.77	.1589515338	70,386.93	587,327.70
8604	CASITAS MUN WTR	77,930.42	.0239624389	77,930.42	.0239624389	10,611.05	88,541.47
TRA 05172	Totals:	3,252,191.14	1.0000000000	3,252,191.14	1.0000000000	442,820.09	3,695,011.23

*** Gross Assessed Valuation Information(Assessed valuations Minus Local Exemptions) ***

	Prior Year A/V	Transfers	Current Year AVI	A/V
Secured	307,680,510		351,080,362	
Unsecured	16,881,010		17,763,167	
State Assessed				
	324,561,520		44,282,009	368,843,529

Fund NO.	Description	Prior Year Allocation	Prior Year Factor	Adjusted Prior Year Allocation	Adjusted Prior Year Factor	Annual Tax Increment	Current Year Allocation
2014	UNIFIED SCH GEN VTA	1,221,410.57	.3600473513	1,221,410.57	.3600473513	28,637.91	1,250,048.48
2015	VTA COM COLLEGE GEN	194,355.77	.0572921805	194,355.77	.0572921805	4,556.98	198,912.75
2019	VTA COLLEGE CHILD CTR	1,005.35	.0002963566	1,005.35	.0002963566	23.57	1,028.92
4001	COUNTY GENERAL FUND	617,538.57	.1820380027	617,538.57	.1820380027	14,479.17	632,017.74
4002	ERAF 92-93 SHIFT	140,681.86	.0414701917	140,681.86	.0414701917	3,298.51	143,980.37
4004	ERAF 93-94 SHIFT	351,446.70	.1035994377	351,446.70	.1035994377	8,240.22	359,686.92
4005	VENTURA CO OFFICE EDUC	48,863.28	.0144039163	48,863.28	.0144039163	1,145.68	50,008.96
4401	* VENTURA CO LIBRARY	55,737.59	.0164303213	55,737.59	.0164303213	1,306.86	57,044.45
6100	* VCWPD ADMIN	8,759.49	.0025821249	8,759.49	.0025821249	205.38	8,964.87
6120	* VCWPD ZONE 2	86,316.36	.0254443294	86,316.36	.0254443294	2,023.82	88,340.18
7770	UNITED WTR CONS DIST	21,668.69	.0063874914	21,668.69	.0063874914	508.06	22,176.75
8080	CITY SAN BUENAVENTURA	644,576.73	.1900082962	644,576.73	.1900082962	15,113.12	659,689.85
TRA 05173	Totals:	3,392,360.96	1.0000000000	3,392,360.96	1.0000000000	79,539.28	3,471,900.24

*** Gross Assessed Valuation Information(Assessed valuations Minus Local Exemptions) ***

	Prior Year	Transfers	Current Year	AVI	A/V
Secured	339,372,762		347,372,990		
Unsecured	81,900		35,600		
State Assessed					
	339,454,662		7,953,928		347,408,590

Fund NO.	Description	Prior Year Allocation	Prior Year Factor	Adjusted Prior Year Allocation	Adjusted Prior Year Factor	Annual Tax Increment	Current Year Allocation
2014	UNIFIED SCH GEN VTA	167,155.40	.3600349784	167,155.40	.3600349784	3,267.11	170,422.51
2015	VTA COM COLLEGE GEN	26,598.35	.0572899827	26,598.35	.0572899827	519.87	27,118.22
2019	VTA COLLEGE CHILD CTR	137.33	.0002957732	137.33	.0002957732	2.68	140.01
4001	COUNTY GENERAL FUND	84,517.89	.1820427892	84,517.89	.1820427892	1,651.95	86,169.84
4002	ERAF 92-93 SHIFT	19,253.84	.0414707093	19,253.84	.0414707093	376.32	19,630.16
4004	ERAF 93-94 SHIFT	48,099.19	.1036005335	48,099.19	.1036005335	940.12	49,039.31
4005	VENTURA CO OFFICE EDUC	6,686.90	.0144028688	6,686.90	.0144028688	130.70	6,817.60
4401	* VENTURA CO LIBRARY	7,628.10	.0164301093	7,628.10	.0164301093	149.09	7,777.19
6100	* VCWPD ADMIN	1,198.80	.0025820449	1,198.80	.0025820449	23.43	1,222.23
6120	* VCWPD ZONE 2	11,812.96	.0254438435	11,812.96	.0254438435	230.89	12,043.85
7770	UNITED WTR CONS DIST	2,965.62	.0063875988	2,965.62	.0063875988	57.96	3,023.58
8080	CITY SAN BUENAVENTURA	88,221.07	.1900187684	88,221.07	.1900187684	1,724.31	89,945.38
TRA 05174	Totals:	464,275.45	1.0000000000	464,275.45	1.0000000000	9,074.43	473,349.88

*** Gross Assessed Valuation Information(Assessed valuations Minus Local Exemptions) ***

	Prior Year	Transfers	Current Year	AVI	A/V
Secured	46,132,865				47,019,708
Unsecured	99,000				119,600
State Assessed					
	46,231,865		907,443		47,139,308

Fund NO.	Description	Prior Year Allocation	Prior Year Factor	Adjusted Prior Year Allocation	Adjusted Prior Year Factor	Annual Tax Increment	Current Year Allocation
1017	EL SCH GEN MESA		.2142339927		.2142339927		
2007	HI SCH GEN OXNARD		.1396124669		.1396124669		
2015	VTA COM COLLEGE GEN		.0567201077		.0567201077		
2019	VTA COLLEGE CHILD CTR		.0002930719		.0002930719		
4001	COUNTY GENERAL FUND		.3645008001		.3645008001		
4002	ERAF 92-93 SHIFT		.0410920777		.0410920777		
4004	ERAF 93-94 SHIFT		.1027483992		.1027483992		
4005	VENTURA CO OFFICE EDUC		.0261975893		.0261975893		
4401	* VENTURA CO LIBRARY		.0162666265		.0162666265		
6100	* VCWPD ADMIN		.0025563498		.0025563498		
6120	* VCWPD ZONE 2		.0251904658		.0251904658		
7770	UNITED WTR CONS DIST		.0063254566		.0063254566		
8080	CITY SAN BUENAVENTURA		.0042625958		.0042625958		
TRA 05175 Totals:			1.0000000000		1.0000000000		

No Taxable Parcels Within TRA=05175

Fund NO.	Description	Prior Year Allocation	Prior Year Factor	Adjusted Prior Year Allocation	Adjusted Prior Year Factor	Annual Tax Increment	Current Year Allocation
2014	UNIFIED SCH GEN VTA	1,794.24	.3600370463	1,794.24	.3600370463	146.08	1,940.32
2015	VTA COM COLLEGE GEN	285.48	.0572899661	285.48	.0572899661	23.24	308.72
2019	VTA COLLEGE CHILD CTR	1.49	.0002951149	1.49	.0002951149	.12	1.61
4001	COUNTY GENERAL FUND	907.18	.1820389971	907.18	.1820389971	73.86	981.04
4002	ERAF 92-93 SHIFT	206.67	.0414699234	206.67	.0414699234	16.83	223.50
4004	ERAF 93-94 SHIFT	516.29	.1036010298	516.29	.1036010298	42.03	558.32
4005	VENTURA CO OFFICE EDUC	71.80	.0144041191	71.80	.0144041191	5.84	77.64
4401	* VENTURA CO LIBRARY	81.87	.0164291096	81.87	.0164291096	6.67	88.54
6100	* VCWPD ADMIN	12.87	.0025838252	12.87	.0025838252	1.05	13.92
6120	* VCWPD ZONE 2	126.82	.0254458119	126.82	.0254458119	10.32	137.14
7770	UNITED WTR CONS DIST	31.85	.0063889238	31.85	.0063889238	2.59	34.44
8080	CITY SAN BUENAVENTURA	946.94	.1900161328	946.94	.1900161328	77.10	1,024.04
TRA 05176	Totals:	4,983.50	1.0000000000	4,983.50	1.0000000000	405.73	5,389.23

*** Gross Assessed Valuation Information(Assessed valuations Minus Local Exemptions) ***

	Prior Year	Transfers	Current Year	
Secured	A/V		AVI	A/V
Unsecured	494,061			534,634
State Assessed				
	494,061		40,573	534,634

Fund NO.	Description	Prior Year Allocation	Prior Year Factor	Adjusted Prior Year Allocation	Adjusted Prior Year Factor	Annual Tax Increment	Current Year Allocation
2014	UNIFIED SCH GEN VTA	252,802.76	.3236086371	252,802.76	.3236086371	28,800.56-	224,002.20
2015	VTA COM COLLEGE GEN	40,226.89	.0514937858	40,226.89	.0514937858	4,582.85-	35,644.04
2019	VTA COLLEGE CHILD CTR	207.95	.0002661914	207.95	.0002661914	23.69-	184.26
4001	COUNTY GENERAL FUND	257,435.71	.3295391942	257,435.71	.3295391942	29,328.36-	228,107.35
4002	ERAF 92-93 SHIFT	29,121.45	.0372778850	29,121.45	.0372778850	3,317.66-	25,803.79
4004	ERAF 93-94 SHIFT	72,754.78	.0931321997	72,754.78	.0931321997	8,288.59-	64,466.19
4005	VENTURA CO OFFICE EDUC	10,113.20	.0129457510	10,113.20	.0129457510	1,152.15-	8,961.05
4401	* VENTURA CO LIBRARY	11,536.60	.0147678136	11,536.60	.0147678136	1,314.31-	10,222.29
6100	* VCWPD ADMIN	1,813.02	.0023208224	1,813.02	.0023208224	206.55-	1,606.47
6120	* VCWPD ZONE 2	17,865.98	.0228699468	17,865.98	.0228699468	2,035.38-	15,830.60
7770	UNITED WTR CONS DIST	4,485.15	.0057413555	4,485.15	.0057413555	510.97-	3,974.18
8080	CITY SAN BUENAVENTURA	82,835.54	.1060364175	82,835.54	.1060364175	9,437.04-	73,398.50
TRA 05177	Totals:	781,199.03	1.0000000000	781,199.03	1.0000000000	88,998.11-	692,200.92

*** Gross Assessed Valuation Information(Assessed valuations Minus Local Exemptions) ***

	Prior Year A/V	Transfers	Current Year AVI	A/V
Secured	73,407,376			64,507,565
Unsecured				
State Assessed				
	73,407,376		8,899,811-	64,507,565

Fund NO.	Description	Prior Year Allocation	Prior Year Factor	Adjusted Prior Year Allocation	Adjusted Prior Year Factor	Annual Tax Increment	Current Year Allocation
1017	EL SCH GEN MESA	.07	.2142339927	.07	.2142339927		.07
2007	HI SCH GEN OXNARD	.05	.1396124669	.05	.1396124669		.05
2015	VTA COM COLLEGE GEN	.02	.0567201077	.02	.0567201077		.02
2019	VTA COLLEGE CHILD CTR		.0002930719		.0002930719		
4001	COUNTY GENERAL FUND	.10	.3645008001	.10	.3645008001		.10
4002	ERAF 92-93 SHIFT	.03	.0410920777	.03	.0410920777		.03
4004	ERAF 93-94 SHIFT	.04	.1027483992	.04	.1027483992		.04
4005	VENTURA CO OFFICE EDUC	.01	.0261975893	.01	.0261975893		.01
4401	* VENTURA CO LIBRARY	.01	.0162666265	.01	.0162666265		.01
6100	* VCWPD ADMIN		.0025563498		.0025563498		
6120	* VCWPD ZONE 2		.0251904658		.0251904658		
7770	UNITED WTR CONS DIST	.01	.0063254566	.01	.0063254566		.01
8080	CITY SAN BUENAVENTURA		.0042625958		.0042625958		
TRA 05178	Totals:	.34	1.0000000000	.34	1.0000000000		.34

Fund NO.	Description	Prior Year Allocation	Prior Year Factor	Adjusted Prior Year Allocation	Adjusted Prior Year Factor	Annual Tax Increment	Current Year Allocation
2014	UNIFIED SCH GEN VTA	359,504.24	.3600364063	359,504.24	.3600364063	8,847.39	368,351.63
2015	VTA COM COLLEGE GEN	57,206.36	.0572910656	57,206.36	.0572910656	1,407.85	58,614.21
2019	VTA COLLEGE CHILD CTR	295.81	.0002962469	295.81	.0002962469	7.28	303.09
4001	COUNTY GENERAL FUND	184,541.03	.1848140722	184,541.03	.1848140722	4,541.56	189,082.59
4002	ERAF 92-93 SHIFT	41,409.72	.0414710029	41,409.72	.0414710029	1,019.09	42,428.81
4004	ERAF 93-94 SHIFT	103,446.45	.1035995788	103,446.45	.1035995788	2,545.81	105,992.26
4005	VENTURA CO OFFICE EDUC	14,382.95	.0144042641	14,382.95	.0144042641	353.96	14,736.91
4401	* VENTURA CO LIBRARY	16,406.08	.0164304028	16,406.08	.0164304028	403.75	16,809.83
6100	* VCWPD ADMIN	2,577.91	.0025817505	2,577.91	.0025817505	63.44	2,641.35
6120	* VCWPD ZONE 2	25,406.34	.0254439243	25,406.34	.0254439243	625.25	26,031.59
7770	UNITED WTR CONS DIST	6,378.30	.0063877504	6,378.30	.0063877504	156.97	6,535.27
8080	CITY SAN BUENAVENTURA	186,966.76	.1872435352	186,966.76	.1872435352	4,601.25	191,568.01
TRA 05179	Totals:	998,521.95	1.0000000000	998,521.95	1.0000000000	24,573.60	1,023,095.55

*** Gross Assessed Valuation Information(Assessed valuations Minus Local Exemptions) ***

	Prior Year	Transfers	Current Year	AVI	A/V
Secured	99,819,211		102,270,771		
Unsecured	15,700		21,500		
State Assessed					
	99,834,911		2,457,360	102,292,271	

Fund NO.	Description	Prior Year Allocation	Prior Year Factor	Adjusted Prior Year Allocation	Adjusted Prior Year Factor	Annual Tax Increment	Current Year Allocation
2014	UNIFIED SCH GEN VTA	7,346.25	.3134868266	7,346.25	.3134868266	82.15	7,428.40
2015	VTA COM COLLEGE GEN	1,168.94	.0498825715	1,168.94	.0498825715	13.07	1,182.01
2019	VTA COLLEGE CHILD CTR	5.97	.0002544890	5.97	.0002544890	.07	6.04
4001	COUNTY GENERAL FUND	3,792.10	.1618213777	6,170.52	.2633152282	69.01	6,239.53
	Negotiated Revenue:	2,378.42					
4002	ERAF 92-93 SHIFT	1,329.47	.0567328702	1,329.47	.0567328702	14.87	1,344.34
4004	ERAF 93-94 SHIFT	2,011.36	.0858309611	2,011.36	.0858309611	22.49	2,033.85
4005	VENTURA CO OFFICE EDUC	294.38	.0125617590	294.38	.0125617590	3.29	297.67
4401	* VENTURA CO LIBRARY	335.54	.0143186420	335.54	.0143186420	3.75	339.29
6100	* VCWPD ADMIN	52.85	.0022549544	52.85	.0022549544	.59	53.44
6120	* VCWPD ZONE 2	519.39	.0221641745	519.39	.0221641745	5.81	525.20
7560	MONTALVO CSD	2,378.42	.1014938505				
	Negotiated Revenue:	2,378.42-					
7770	UNITED WTR CONS DIST	149.56	.0063822207	149.56	.0063822207	1.67	151.23
8080	CITY SAN BUENAVENTURA	4,049.76	.1728153028	4,049.76	.1728153028	45.29	4,095.05
TRA 05188	Totals:	23,433.99	1.0000000000	23,433.99	1.0000000000	262.06	23,696.05

*** Gross Assessed Valuation Information(Assessed valuations Minus Local Exemptions) ***

	Prior Year A/V	Transfers	Current Year AVI	A/V
Secured	2,530,462			2,556,668
Unsecured				
State Assessed				
	2,530,462		26,206	2,556,668

Fund NO.	Description	Prior Year Allocation	Prior Year Factor	Adjusted Prior Year Allocation	Adjusted Prior Year Factor	Annual Tax Increment	Current Year Allocation
2014	UNIFIED SCH GEN VTA	247,058.11	.3092148145	247,058.11	.3092148145	10,856.09	257,914.20
2015	VTA COM COLLEGE GEN	39,312.95	.0492035922	39,312.95	.0492035922	1,727.47	41,040.42
2019	VTA COLLEGE CHILD CTR	203.25	.0002543877	203.25	.0002543877	8.93	212.18
4001	COUNTY GENERAL FUND	127,435.53	.1594967136	207,451.50	.2596436904	9,115.70	216,567.20
	Negotiated Revenue:	80,015.97					
4002	ERAF 92-93 SHIFT	45,698.21	.0571953026	45,698.21	.0571953026	2,008.05	47,706.26
4004	ERAF 93-94 SHIFT	68,092.38	.0852235646	68,092.38	.0852235646	2,992.08	71,084.46
4005	VENTURA CO OFFICE EDUC	9,884.21	.0123709491	9,884.21	.0123709491	434.33	10,318.54
4401	* VENTURA CO LIBRARY	11,286.96	.0141266218	11,286.96	.0141266218	495.97	11,782.93
6100	* VCWPD ADMIN	1,771.85	.0022176254	1,771.85	.0022176254	77.86	1,849.71
6120	* VCWPD ZONE 2	17,459.90	.0218525870	17,459.90	.0218525870	767.21	18,227.11
7560	MONTALVO CSD	80,015.97	.1001469768				
	Negotiated Revenue:	80,015.97-					
7770	UNITED WTR CONS DIST	5,098.42	.0063811149	5,098.42	.0063811149	224.03	5,322.45
8080	CITY SAN BUENAVENTURA	145,667.62	.1823157498	145,667.62	.1823157498	6,400.85	152,068.47
TRA 05189	Totals:	798,985.36	1.0000000000	798,985.36	1.0000000000	35,108.57	834,093.93

*** Gross Assessed Valuation Information(Assessed valuations Minus Local Exemptions) ***

	Prior Year A/V	Transfers	Current Year AVI	A/V
Secured	80,202,286			83,906,773
Unsecured	541,680			348,050
State Assessed				
	80,743,966		3,510,857	84,254,823

Fund NO.	Description	Prior Year Allocation	Prior Year Factor	Adjusted Prior Year Allocation	Adjusted Prior Year Factor	Annual Tax Increment	Current Year Allocation
2014	UNIFIED SCH GEN VTA	1,339.73	.3600373704	1,339.73	.3600373704	15.02	1,354.75
2015	VTA COM COLLEGE GEN	213.18	.0572898928	213.18	.0572898928	2.39	215.57
2019	VTA COLLEGE CHILD CTR	1.09	.0002968388	1.09	.0002968388	.01	1.10
4001	COUNTY GENERAL FUND	691.59	.1858429754	691.59	.1858429754	7.75	699.34
4002	ERAF 92-93 SHIFT	155.07	.0416730461	155.07	.0416730461	1.74	156.81
4004	ERAF 93-94 SHIFT	374.43	.1006221117	374.43	.1006221117	4.20	378.63
4005	VENTURA CO OFFICE EDUC	53.59	.0144044945	53.59	.0144044945	.60	54.19
4401	* VENTURA CO LIBRARY	61.14	.0164292477	61.14	.0164292477	.69	61.83
6100	* VCWPD ADMIN	9.60	.0025809354	9.60	.0025809354	.11	9.71
6120	* VCWPD ZONE 2	94.67	.0254437740	94.67	.0254437740	1.06	95.73
7770	UNITED WTR CONS DIST	23.83	.0063992201	23.83	.0063992201	.27	24.10
8080	CITY SAN BUENAVENTURA	703.20	.1889800931	703.20	.1889800931	7.88	711.08
TRA 05190	Totals:	3,721.12	1.0000000000	3,721.12	1.0000000000	41.72	3,762.84

*** Gross Assessed Valuation Information(Assessed valuations Minus Local Exemptions) ***

	Prior Year	Transfers	Current Year
Secured	A/V		AVI
Unsecured	402,785		406,957
State Assessed			
	402,785		4,172
			406,957

Fund NO.	Description	Prior Year Allocation	Prior Year Factor	Adjusted Prior Year Allocation	Adjusted Prior Year Factor	Annual Tax Increment	Current Year Allocation
2014	UNIFIED SCH GEN VTA	556.88	.3388089014	556.88	.3388089014	2.91	559.79
2015	VTA COM COLLEGE GEN	88.61	.0539102839	88.61	.0539102839	.46	89.07
2019	VTA COLLEGE CHILD CTR	.45	.0002731281	.45	.0002731281		.45
4001	COUNTY GENERAL FUND	292.98	.1782551016	292.98	.1782551016	1.54	294.52
4002	ERAF 92-93 SHIFT	105.10	.0639444900	105.10	.0639444900	.55	105.65
4004	ERAF 93-94 SHIFT	162.67	.0989699169	162.67	.0989699169	.85	163.52
4005	VENTURA CO OFFICE EDUC	21.91	.0133312524	21.91	.0133312524	.11	22.02
4401	* VENTURA CO LIBRARY	25.43	.0154707558	25.43	.0154707558	.13	25.56
6100	* VCWPD ADMIN	3.99	.0024256376	3.99	.0024256376	.02	4.01
6110	* VCWPD ZONE 1	39.92	.0242888915	39.92	.0242888915	.21	40.13
7580	VENTURA PORT	16.54	.0100602182	16.54	.0100602182	.09	16.63
8080	CITY SAN BUENAVENTURA	289.11	.1758944945	289.11	.1758944945	1.51	290.62
8604	CASITAS MUN WTR	40.05	.0243669281	40.05	.0243669281	.21	40.26
TRA 05996	Totals:	1,643.64	1.0000000000	1,643.64	1.0000000000	8.59	1,652.23





*** Gross Assessed Valuation Information(Assessed valuations Minus Local Exemptions) ***

	Prior Year A/V	Transfers	Current Year AVI	A/V
Secured	163,803			164,662
Unsecured				
State Assessed				
	163,803		859	164,662

Fund NO.	Description	Prior Year Allocation	Prior Year Factor	Adjusted Prior Year Allocation	Adjusted Prior Year Factor	Annual Tax Increment	Current Year Allocation
2014	UNIFIED SCH GEN VTA		.3388123979		.3388123979		
2015	VTA COM COLLEGE GEN		.0539126194		.0539126194		
2019	VTA COLLEGE CHILD CTR		.0002785851		.0002785851		
4001	COUNTY GENERAL FUND		.1807386669		.1807386669		
4002	ERAF 92-93 SHIFT		.0629510965		.0629510965		
4004	ERAF 93-94 SHIFT		.0990605162		.0990605162		
4005	VENTURA CO OFFICE EDUC		.0041389782		.0041389782		
4401	* VENTURA CO LIBRARY		.0155021673		.0155021673		
6100	* VCWPD ADMIN		.0024301274		.0024301274		
6110	* VCWPD ZONE 1		.0242902871		.0242902871		
7580	VENTURA PORT		.0100648132		.0100648132		
8080	CITY SAN BUENAVENTURA		.1834431906		.1834431906		
8604	CASITAS MUN WTR		.0243765542		.0243765542		
TRA 05997	Totals:		1.0000000000		1.0000000000		







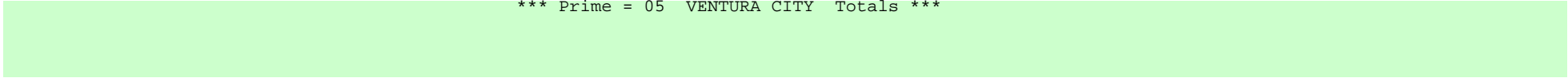
Fund NO.	Description	Prior Year Allocation	Prior Year Factor	Adjusted Prior Year Allocation	Adjusted Prior Year Factor	Annual Tax Increment	Current Year Allocation
2014	UNIFIED SCH GEN VTA		.3271364120		.3271364120		
2015	VTA COM COLLEGE GEN		.0520548592		.0520548592		
2019	VTA COLLEGE CHILD CTR		.0002691027		.0002691027		
4001	COUNTY GENERAL FUND		.2008985946		.2008985946		
4002	ERAF 92-93 SHIFT		.0632210399		.0632210399		
4004	ERAF 93-94 SHIFT		.1065390046		.1065390046		
4005	VENTURA CO OFFICE EDUC		.0041899346		.0041899346		
4401	* VENTURA CO LIBRARY		.0149694301		.0149694301		
6100	* VCWPD ADMIN		.0023463425		.0023463425		
6110	* VCWPD ZONE 1		.0234533934		.0234533934		
7580	VENTURA PORT		.0097178063		.0097178063		
8080	CITY SAN BUENAVENTURA		.1716674600		.1716674600		
8604	CASITAS MUN WTR		.0235366201		.0235366201		
TRA 05998	Totals:		1.0000000000		1.0000000000		

Fund NO.	Description	Prior Year Allocation	Prior Year Factor	Adjusted Prior Year Allocation	Adjusted Prior Year Factor	Annual Tax Increment	Current Year Allocation
2014	UNIFIED SCH GEN VTA	4.91	.3332461760	4.91	.3332461760		4.91
2015	VTA COM COLLEGE GEN	.79	.0529480978	.79	.0529480978		.79
2019	VTA COLLEGE CHILD CTR	.01	.0001307360	.01	.0001307360		.01
4001	COUNTY GENERAL FUND	2.93	.1971303697	2.93	.1971303697		2.93
4002	ERAF 92-93 SHIFT	.94	.0642375488	.94	.0642375488		.94
4004	ERAF 93-94 SHIFT	1.56	.1073608170	1.56	.1073608170		1.56
4005	VENTURA CO OFFICE EDUC	.16	.0112731283	.16	.0112731283		.16
4401	* VENTURA CO LIBRARY	.23	.0149458214	.23	.0149458214		.23
6100	* VCWPD ADMIN	.02	.0019927762	.02	.0019927762		.02
6110	* VCWPD ZONE 1	.36	.0237887657	.36	.0237887657		.36
7580	VENTURA PORT	.14	.0098052033	.14	.0098052033		.14
8080	CITY SAN BUENAVENTURA	2.34	.1591026971	2.34	.1591026971		2.34
8604	CASITAS MUN WTR	.35	.0240378627	.35	.0240378627		.35
TRA 05999	Totals:	14.74	1.0000000000	14.74	1.0000000000		14.74










Fund NO.	Description	Prior Year Allocation	Prior Year Factor	Adjusted Prior Year Allocation	Adjusted Prior Year Factor	Annual Tax Increment	Current Year Allocation
1017	EL SCH GEN MESA	5,087.31	.0000292050	5,087.31	.0000281768	53.38	5,140.69
1031	EL SCH GEN OXNARD	4,410.37	.0000212945	4,410.37	.0000244275	48.34	4,458.71
1037	EL SCH GEN RIO	371.54	.0000021377	371.54	.0000020578	2.58	374.12
2007	HI SCH GEN OXNARD	6,679.99	.0000355147	6,679.99	.0000369981	70.61	6,750.60
2014	UNIFIED SCH GEN VTA	61,855,644.88	.3426561469	61,855,644.88	.3425962614	2,433,850.30	64,289,495.18
2015	VTA COM COLLEGE GEN	9,845,320.41	.0545386007	9,845,320.41	.0545297033	387,311.65	10,232,632.06
2019	VTA COLLEGE CHILD CTR	50,816.63	.0002814874	50,816.63	.0002814551	2,001.97	52,818.60
4001	COUNTY GENERAL FUND Negotiated Revenue:	35,465,800.23 343,405.61	.1963208944	35,809,205.84	.1983343649	1,391,535.12	37,200,740.96
4002	ERAF 92-93 SHIFT	10,184,734.45	.0564222864	10,184,734.45	.0564095961	416,458.37	10,601,192.82
4004	ERAF 93-94 SHIFT	19,032,069.72	.1053964252	19,032,069.72	.1054118172	761,751.22	19,793,820.94
4005	VENTURA CO OFFICE EDUC	2,472,361.79	.0136953812	2,472,361.79	.0136935264	97,264.36	2,569,626.15
4401	* VENTURA CO LIBRARY	2,821,574.20	.0156265494	2,821,574.20	.0156276889	111,178.70	2,932,752.90
6100	* VCWPD ADMIN	444,041.63	.0024595159	444,041.63	.0024593875	17,465.28	461,506.91
6110	* VCWPD ZONE 1	1,035,130.98	.0057327397	1,035,130.98	.0057332197	57,286.34	1,092,417.32
6120	* VCWPD ZONE 2	3,355,788.78	.0185881285	3,355,788.78	.0185865121	115,596.10	3,471,384.88
7081	SATICOY SANITATION	1,186.09	.0000070481	1,186.09	.0000065693	176.58-	1,009.51
7560	MONTALVO CSD Negotiated Revenue:	343,405.61 343,405.61-	.0019284573				
7580	VENTURA PORT	1,464,509.88	.0080694395	1,464,509.88	.0081113957	62,769.90	1,527,279.78
7770	UNITED WTR CONS DIST	809,956.13	.0044841162	809,956.13	.0044860569	27,697.62	837,653.75
8080	CITY SAN BUENAVENTURA	30,091,522.37	.1667239715	30,091,522.37	.1666661642	1,186,633.46	31,278,155.83
8604	CASITAS MUN WTR	1,259,265.59	.0069806598	1,259,265.59	.0069746211	65,248.29	1,324,513.88
=====							
Prime = 05 Totals:		180,549,678.58	1.0000000000	180,549,678.58	1.0000000000	7,134,047.01	187,683,725.59

See Next Page For Gross Assessed Valuation Information



*** Gross Assessed Valuation Information(Assessed valuations Minus Local Exemptions) ***

	Prior Year	-----	Current Year	-----
	A/V	Transfers	AVI	A/V
Secured	17,365,134,479			18,084,362,459
Unsecured	687,392,091			681,598,992
State Assessed	278,476			248,296
	-----		-----	
	18,052,805,046		713,404,701	18,766,209,747



Fund NO.	Description	Prior Year Allocation	Prior Year Factor	Adjusted Prior Year Allocation	Annual Tax Increment	Current Year Allocation	Apportionment Rate
1002	SB CO SCHOOLS SP ED	6,898.84	.0000047096	6,898.84	3.21	6,902.05	.0000045416
1005	EL SCH GEN BRIGGS	987,494.37	.0006741229	987,494.37	11,367.53	998,861.90	.0006572639
1015	EL SCH GEN PT HUE	9,211,267.18	.0062881639	9,211,267.18	276,687.36	9,487,954.54	.0062431956
1017	EL SCH GEN MESA	2,609,435.13	.0017813571	2,609,435.13	68,235.45	2,677,670.58	.0017619415
1025	EL SCH GEN MUPU	149,957.07	.0001023697	149,957.07	1,286.75-	148,670.32	.0000978270
1029	EL SCH GEN OCN VIEW	4,002,658.55	.0027324550	4,002,658.55	642,835.94	4,645,494.49	.0030567949
1031	EL SCH GEN OXNARD	28,080,843.77	.0191696696	28,080,843.77	1,018,476.49	29,099,320.26	.0191477254
1035	EL SCH GEN PL VLY Negotiated Revenue:	28,015,518.87 11,943.48	.0191250749	28,027,462.35	1,126,983.05	29,154,445.40	.0191839985
1037	EL SCH GEN RIO	12,390,712.33	.0084586440	12,390,712.33	870,605.47	13,261,317.80	.0087261170
1043	EL SCH GEN ST CLARA	194,111.89	.0001325124	194,111.89	6,127.29	200,239.18	.0001317599
1045	EL SCH GEN ST PAULA	4,502,037.42	.0030733610	4,502,037.42	387,058.80	4,889,096.22	.0032170879
1051	EL SCH GEN SOMIS Negotiated Revenue:	1,897,134.32 11,943.48-	.0012950978	1,885,190.84	124,955.05	2,010,145.89	.0013227017
1105	UNI SCH CUYAMA JT	183,427.22	.0001252184	183,427.22	85.13	183,512.35	.0001207535
1108	ALLAN HANCOCK COLLEGE	25,144.29	.0000171650	25,144.29	11.67	25,155.96	.0000165529
2001	UNI SCH GEN CONEJO VLY Negotiated Revenue:	121,922,875.32 .36-	.0832318733	121,922,874.96	2,983,589.35	124,906,464.31	.0821900532
2002	UNI SCH GEN FILLMORE	7,668,026.34	.0052346551	7,668,026.34	407,581.11	8,075,607.45	.0053138531
2004	UNIFIED SCH GEN OJAI Negotiated Revenue:	15,404,786.92 .32	.0105162322	15,404,787.24	711,048.63	16,115,835.87	.0106044264
2007	HI SCH GEN OXNARD	62,784,139.54	.0428602224	62,784,139.54	3,028,575.27	65,812,714.81	.0433056092
2010	UNIFIED SCH-ST PAULA	4,351,457.77	.0029705663	4,351,457.77	290,066.80	4,641,524.57	.0030541826
2013	UNIFIED SCH GEN SIMI	63,688,811.52	.0434778058	63,688,811.52	2,464,411.73	66,153,223.25	.0435296681
2014	UNIFIED SCH GEN VTA	70,943,543.55	.0484303213	70,943,543.55	2,310,309.32	73,253,852.87	.0482019734
2015	VTA COM COLLEGE GEN Negotiated Revenue:	78,406,737.09 .21	.0535251452	78,406,737.30	2,940,593.66	81,347,330.96	.0535275856

Fund NO.	Description	Prior Year Allocation	Prior Year Factor	Adjusted Prior Year Allocation	Annual Tax Increment	Current Year Allocation	Apportionment Rate
2019	VTA COLLEGE CHILDRN CTR Negotiated Revenue:	404,063.03 .02	.0002758377	404,063.05	15,168.39	419,231.44	.0002758597
2020	UN SCH GEN OAK PARK	12,426,299.95	.0084829383	12,426,299.95	324,890.71	12,751,190.66	.0083904468
2021	UNIFIED SCH GEN MRPK	23,968,702.65	.0163624752	23,968,702.65	648,752.05	24,617,454.70	.0161986005
2022	UNI SCH LAS VIRGENES	2,973,872.06	.0020301436	2,973,872.06	115,353.45	3,089,225.51	.0020327499
2025	UNI SCH GEN EL TEJON	292,812.90	.0001998917	292,812.90	3,506.35	296,319.25	.0001949819
4001	COUNTY GENERAL FUND Negotiated Revenue:	291,852,719.05 357,135.59	.1992361847	292,209,854.64	11,149,314.96	303,359,169.60	.1846331305
	Prior Year Tea Tea Transfer:	22,365,277.12- 275,774.41	.0152678808-	22,089,502.71-	677,665.65-	22,767,168.36-	.0149810884- Included)
						B	
		270,120,351.93	.1839683039	270,120,351.93	10,471,649.31	280,592,001.24	
4002	ERAF 92-93 SHIFT Negotiated Revenue:	67,140,725.68 440.41-	.0458342896	67,140,285.27	2,485,242.12	69,625,527.39	.0458144887
4003	CITY ERAF 92-93 SH Prior Year Tea	1,752,861.86 1,755,317.76	.0011966087 .0011982853	1,752,861.86 1,755,317.76	48,530.02 55,412.98	1,801,391.88 1,810,730.74	.0023768229 .0011914840
						B	
		3,508,179.62	.0023948940	3,508,179.62	103,943.00	3,612,122.62	
4004	ERAF 93-94 SHIFT Negotiated Revenue:	138,277,292.99 1,126.46-	.0943963805	138,276,166.53	5,078,238.31	143,354,404.84	.0943290343
4005	VENTURA CO OFFICE EDUC Negotiated Revenue:	26,094,427.74 1.65	.0178136227	26,094,429.39	1,025,283.53	27,119,712.92	.0178451184
4401	* VENTURA CO LIBRARY Negotiated Revenue:	7,238,585.91 561.45	.0049414932	7,239,147.36	297,997.41	7,537,144.77	.0049595378
6001	* FIRE PROTECTION DIST Negotiated Revenue:	158,698,104.66 10,164.08	.1083368523	158,708,268.74	5,452,754.77	164,161,023.51	.1080200559
6100	* VCWPD ADMIN Negotiated Revenue:	3,562,794.78 157.60	.0024321776	3,562,952.38	133,571.32	3,696,523.70	.0024323599
6110	* VCWPD ZONE 1 Negotiated Revenue:	2,553,109.14 473.93	.0017429056	2,553,583.07	91,088.67	2,644,671.74	.0017402279
6120	* VCWPD ZONE 2 Negotiated Revenue:	11,506,417.43 6.97-	.0078549712	11,506,410.46	536,918.08	12,043,328.54	.0079246644

Fund NO.	Description	Prior Year Allocation	Prior Year Factor	Adjusted Prior Year Allocation	Annual Tax Increment	Current Year Allocation	Apportionment Rate
6130	* VCWPD ZONE 3 Negotiated Revenue:	8,283,181.36 311.90	.0056545968	8,283,493.26	280,373.49	8,563,866.75	.0056351340
6136	* VCWPD ZN 3 SP ZN SIMI	9,117.70	.0000062243	9,117.70	401.55	9,519.25	.0000062638
6140	* VCWPD ZONE 4 Negotiated Revenue:	199,045.73 2.62	.0001358806	199,048.35	5,588.55	204,636.90	.0001346537
6753	* CO SERV AREA 3 CHAFE	9,557.43	.0000065245	9,557.43	531.15	10,088.58	.0000066384
6754	* CO SERV AREA 4 TRIUN	816,861.48	.0005576387	816,861.48	21,457.09	838,318.57	.0005516244
6764	* CO SERV AREA 14 LIGH Negotiated Revenue:	462,987.54 40.49	.0003160631	463,028.03	35,961.22	498,989.25	.0003283413
6789	* CO SERV AREA 32	3,895.02	.0000026590	3,895.02	190.75	4,085.77	.0000026885
7059	OJAI VALLEY SAN DIST Negotiated Revenue:	924,293.72 14,533.14-	.0006309784	909,760.58	37,687.35	947,447.93	.0006234329
7081	SATICOY SANITATION	38,574.89	.0000263335	38,574.89	717.33	39,292.22	.0000258548
7111	CONEJO REC & PK	18,375,927.53	.0125445112	18,375,927.53	428,062.02	18,803,989.55	.0123732659
7120	FILLMORE-PIRU MEMORIAL	180,428.48	.0001231713	180,428.48	9,494.40	189,922.88	.0001249717
7135	PL VLY REC & PK Negotiated Revenue:	7,254,334.74 7,208.56-	.0049522443	7,247,126.18	297,009.71	7,544,135.89	.0049641380
7141	RANCHO SIMI REC AND PK	13,966,275.37	.0095342179	13,966,275.37	523,039.96	14,489,315.33	.0095341551
7143	SIMI REC & PK SPEC ZN	219,684.94	.0001499701	219,684.94	5,571.75	225,256.69	.0001482218
7155	BARSDALE CEMETERY	57,993.43	.0000395898	57,993.43	3,039.24	61,032.67	.0000401603
7180	PIRU CEMETERY DISTRICT	8,560.21	.0000058437	8,560.21	349.75	8,909.96	.0000058629
7190	ELRANCHO SIMI CEMETERY	88,422.23	.0000603623	88,422.23	3,449.72	91,871.95	.0000604529
7230	HIDDEN VLY MUN WATER	8,962.10	.0000061181	8,962.10	1,123.81	10,085.91	.0000066367
7350	MEINERS OAKS CO WTR	180,537.45	.0001232457	180,537.45	8,508.91	189,046.36	.0001243949
7365	CHANNEL ISLAND CSD	82,289.53	.0000561758	82,289.53	3,226.58	85,516.11	.0000562707
7370	PL VLY CO WTR	294,702.32	.0002011815	294,702.32	67,592.95	362,295.27	.0002383949
7380	VENTURA RIVER WTR DIST	42,882.67	.0000292743	42,882.67	1,746.13	44,628.80	.0000293663

Fund NO.	Description	Prior Year Allocation	Prior Year Factor	Adjusted Prior Year Allocation	Annual Tax Increment	Current Year Allocation	Apportionment Rate
7560	MONTALVO CSD Negotiated Revenue:	343,405.61 343,405.61-	.0002344293				
7580	VENTURA PORT	1,465,294.76	.0010002982	1,465,294.76	62,602.90	1,527,897.66	.0010053762
7586	BLANCHARD/SANTA PAULA LIBRARY	521,354.30	.0003559077	521,354.30	34,485.39	555,839.69	.0003657496
7735	OXNARD DRAIN #1	2,890.45	.0000019732	2,890.45	417.54	3,307.99	.0000021767
7765	OJAI WATER CONS DIST	11,423.74	.0000077985	11,423.74	914.15	12,337.89	.0000081185
7770	UNITED WTR CONS DIST	3,041,463.18	.0020762853	3,041,463.18	152,889.67	3,194,352.85	.0021019251
7780	VTA CO RES CONS DIST	5,047.85	.0000034460	5,047.85	57.51-	4,990.34	.0000032837
8000	CITY CAMARILLO Negotiated Revenue:	1,039,354.97 71.10	.0007095261	1,039,426.07	82,094.56	1,121,520.63	.0007379749
8001	CITY CAMARILLO - TEA Prior Year Tea Tea Transfer:	1,548,610.88 4,567,474.34 3,506.26	.0010571747 .0031180322	1,548,610.88 4,570,980.60	57,632.31 166,678.22	1,606,243.19 4,737,658.82	.0041743688 .0031174402
		6,119,591.48	.0041752069	6,119,591.48	224,310.53	6,343,902.01	
8002	CAMARILLO VRSD	527,120.17	.0003598439	527,120.17	21,177.91	548,298.08	.0003607872
8010	CITY FILLMORE	2,682,145.53	.0018309935	2,682,145.53	199,351.64	2,881,497.17	.0018960620
8020	CITY OJAI	2,269,340.29	.0015491879	2,269,340.29	59,643.41	2,328,983.70	.0015325011
8031	CITY OXNARD DIST #1	39,312,561.13	.0268371140	39,312,561.13	1,944,042.80	41,256,603.93	.0271473738
8034	CITY OXNARD DIST #4 Negotiated Revenue:	135,662.04 77.50-	.0000926111	135,584.54	628.50	136,213.04	.0000896299
8040	CITY PORT HUENEME	3,219,250.90	.0021976539	3,219,250.90	98,967.93	3,318,218.83	.0021834305
8050	CITY SANTA PAULA	1,071,121.63	.0007312119	1,071,121.63	83,568.52	1,154,690.15	.0007598009
8060	CITY SIMI VALLEY	8,772,368.01	.0059885450	8,772,368.01	338,147.48	9,110,515.49	.0059948359
8061	CITY SIMI VALLEY - TEA Prior Year Tea Tea Transfer:	18,203.13 5,266,372.36 204,687.32-	.0000124265 .0035951419	18,203.13 5,061,685.04	174.38 213,916.70	18,377.51 5,275,601.74	.0034835061 .0034714135
		5,079,888.17	.0036075684	5,079,888.17	214,091.08	5,293,979.25	

Fund NO.	Description	Prior Year Allocation	Prior Year Factor	Adjusted Prior Year Allocation	Annual Tax Increment	Current Year Allocation	Apportionment Rate
8062	SIMI VALLEY CITY SAN	10,012,137.45	.0068348860	10,012,137.45	419,713.56	10,431,851.01	.0068642916
8063	SIMI VALLEY CITY SAN U	220,663.92	.0001506384	220,663.92	10,358.54	231,022.46	.0001520157
8064	SIMI VALLEY SPECIAL ZN	868,946.09	.0005931948	868,946.09	38,406.13	907,352.22	.0005970494
8070	CITY THOUSAND OAKS	7,669,975.73	.0052359858	7,669,975.73	170,512.94	7,840,488.67	.0051591420
8071	CITY THOUS OAKS - TEA Prior Year Tea Tea Transfer:	307.43- 10,776,112.66 74,593.35-	.0000002099- .0073564214	307.43- 10,701,519.31	192.88- 241,657.75	500.31- 10,943,177.06	.0072004215 .0072007507
----- B -----							
		10,701,211.88	.0073562115	10,701,211.88	241,464.87	10,942,676.75	
8072	THOUSAND OAKS VRSD	1,325,047.20	.0009045568	1,325,047.20	28,536.47	1,353,583.67	.0008906754
8080	CITY SAN BUENAVENTURA	30,091,522.37	.0205422795	30,091,522.37	1,186,633.46	31,278,155.83	.0205814271
8090	CITY OF MOORPARK	5,912,423.08	.0040361749	5,912,423.08	161,187.80	6,073,610.88	.0039965137
8095	MOORPARK VECTOR CNTRL	492,691.52	.0003363408	492,691.52	12,720.94	505,412.46	.0003325679
8501	CAMARILLO SAN M & O	1,421,381.78	.0009703205	1,421,381.78	72,487.40	1,493,869.18	.0009829851
8600	CALLEGUAS MUN WTR Negotiated Revenue:	9,878,618.50 3,345.24-	.0067437380	9,875,273.26	345,366.07	10,220,639.33	.0067253116
8604	CASITAS MUN WTR Negotiated Revenue:	2,784,677.88 878.43	.0019009883	2,785,556.31	99,300.60	2,884,856.91	.0018982728
8650	CAMROSA WTR DIST	696,626.97	.0004755594	696,626.97	26,322.22	722,949.19	.0004757098
8802	CAM LTE MAINT CTR ZN	789,468.09	.0005389383	789,468.09	32,750.13	822,218.22	.0005410301
8803	CAM LTE MAINT RES ZN	997,415.02	.0006808954	997,415.02	36,919.45	1,034,334.47	.0006806053
8804	CAM LTE MAINT MFG & IN	142,825.97	.0000975016	142,825.97	9,526.93	152,352.90	.0001002502
8805	CAM LTE MAINT COMM	351,158.79	.0002397221	351,158.79	25,649.42	376,808.21	.0002479446
8806	CAM MAINT DIST MD A	938,706.99	.0006408177	938,706.99	29,312.84	968,019.83	.0006369694
8816	T O CITY WIDE LTE ZN 1	1,685,306.95	.0011504917	1,685,306.95	40,359.91	1,725,666.86	.0011355109
8817	BELL CYN COM SERVICES	624,955.17	.0004266319	624,955.17	24,243.36	649,198.53	.0004271809
8855	ANTE VLY RESOURCE CONS	4.54	.0000000031	4.54	.30-	4.24	.0000000028

Fund NO.	Description	Prior Year Allocation	Prior Year Factor	Adjusted Prior Year Allocation	Annual Tax Increment	Current Year Allocation	Apportionment Rate
8859	SANTA CLARITA VLY WTR	59,711.44	.0000407626	59,711.44	1,167.28	60,878.72	.0000400590
8860	WESTLAKE MAINT #1	56,467.83	.0000385483	56,467.83	418.08	56,885.91	.0000374317
8864	VTA CO MAINT #1 T O	954,697.48	.0006517338	954,697.48	17,997.60	972,695.08	.0006400458
8870	CAMARILLO HEALTH CARE	3,002,502.87	.0020496887	3,002,847.73	126,145.28	3,128,993.01	.0020589175
	Negotiated Revenue:	344.86					
8890	RCD SANTA MONICA MTNS	74,071.27	.0000505655	74,071.27	2,036.27	76,107.54	.0000500797
8898	OAKBROOK MAINT #25	1,386.98	.0000009468	1,386.98	66.34	1,453.32	.0000009563
8900	WILDWOOD MAINT #27	15,431.13	.0000105342	15,431.13	430.27	15,861.40	.0000104370
8901	LYNN MAINT DIST # 28	16,244.71	.0000110896	16,244.71	589.80	16,834.51	.0000110773
8903	WESTLAKE NR MAINT # 23	103,083.58	.0000703710	103,083.58	3,381.48	106,465.06	.0000700554
8904	T O CITY MAINT # 30	5,211.01	.0000035573	5,211.01	176.95	5,387.96	.0000035453
Countywide Totals:		1,464,857,998.45	1.0000000000	1,464,857,998.45	54,869,261.03	1,519,727,259.48	1.0000000000

* County Totals: *

Countywide A/V Change = 5,486,926,103
Prior Year Total Allocation = 1,464,857,998.45
Annual Tax Increment = 54,869,261.03

Levy Total = 1,519,727,259.48

*** Gross Assessed Valuation Information(Assessed valuations Minus Local Exemptions) ***

	Prior Year A/V	Transfers	Current Year AVI	A/V
Secured	141,964,561,781		147,119,323,884	
Unsecured	4,457,427,450		4,609,833,036	
State Assessed	63,810,614		243,569,028	
	146,485,799,845		5,486,926,103	151,972,725,948

